

# FILTERSCAN<sup>®</sup> WiFi Air Filter Monitor & Notification System

## Air Filter Monitoring is Vital to HVAC Systems

Cleaning or replacing the air filter at the right moment will keep your heating and air conditioning system running at its peak efficiency while extending the life of your unit. Waiting too long allows the air filter to become clogged, potentially leading to even more serious and costly problems down the road, where service charges can exceed \$2,000.

The **FILTERSCAN<sup>®</sup> WiFi** Air Filter Monitor utilizes patented differential pressure methods to monitor air filter clogging status. In addition to providing local, text and e-mail alerts, it is compatible with single and multi-speed blower HVAC systems and most VAV (Variable Air Volume) systems, and can be used with a wide variety of air filters.




### FEATURES

- Automatic air filter monitoring
- Local visual and audible alerts
- Internet-enabled notification system
- Configurable text and e-mail alerts
- Periodic and on-demand filter status as both a percentage of usage and a sliding color-coded scale
- Easy WiFi network connection

### APPLICATION EXAMPLES

- Residential HVAC systems
- Commercial HVAC systems
- Single or multi-speed systems





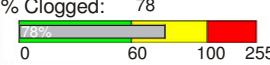
Nancy Smith | Smith's HVAC | nsmith@smithshvac.com | Home+ | Log out

### AirFilterSentry Notification System

[Home](#) | [Admin](#) | [Monitor](#) | [Contractor Connection](#) | [Filter Status](#) | [Account](#) | [Register a Product](#)

**WC: Basement #1**

MAC Address: 00:06:75:77:53:35  
Serial No.: 2014032804  
Status: OK  
% Clogged: 78

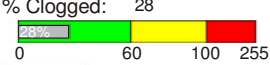


0 60 100 255

View Details

**WC: Basement #2**

MAC Address: 00:06:75:77:69:90  
Serial No.: 2014032805  
Status: OK  
% Clogged: 28

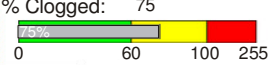


0 60 100 255

View Details

**WC: Basement #3**

MAC Address: 00:06:75:77:9A:11  
Serial No.: 2014032807  
Status: OK  
% Clogged: 75



0 60 100 255

View Details

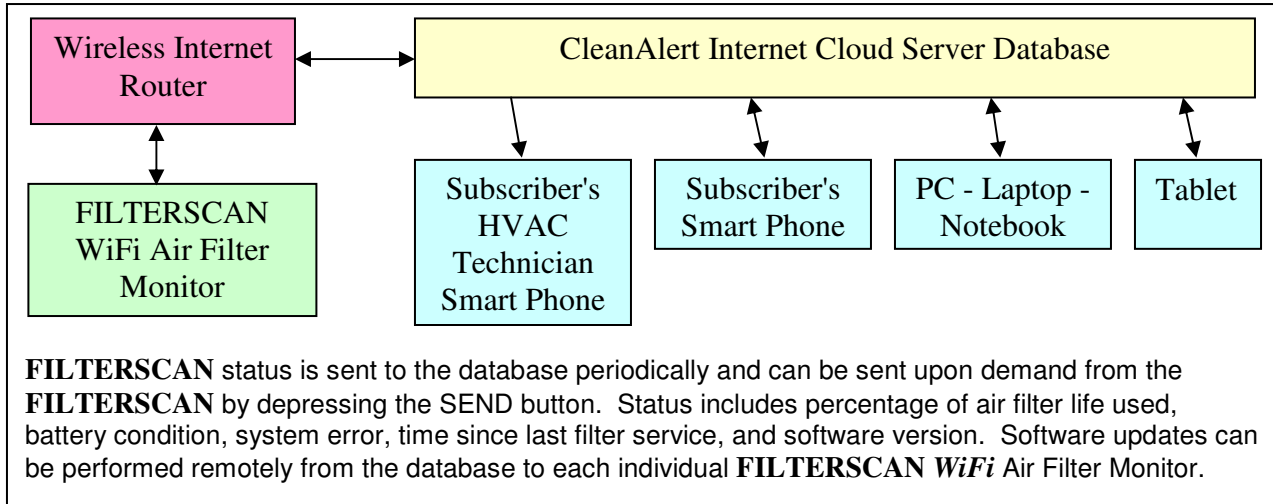
Home | Privacy Policy | Terms

©2014-2015 by CleanAlert, LLC · All rights reserved.

## Did you know that a clogged air filter\*

- Reduces the overall air flow in your home
- Blocks the cooling coil, reducing effectiveness
- Increases the operating cost of your HVAC system
- Causes dirt to accumulate on the fan blades, increasing your energy costs
- Leads to frost build up on the cooling coil or total blockage of air flow
- Permits dirt to bypass the filter, where it soils and blocks the blower fan
- Fails to capture contaminants, leading to poor indoor air quality in your home
- In extreme cases, can even be sucked right into the blower assembly
- Causes excessive dirt build up in your air duct system leading to mold or allergen problems

\* A study of 40,000 homes by the City of Tallahassee, Florida, found the second most common reason for high summer electric utility bills (the most common reason being an incorrect "fan" setting) was a clogged air filter ([floridapsc.com/publications/consumer/brochure/113CausesHighSummerUtilityBills.pdf](http://floridapsc.com/publications/consumer/brochure/113CausesHighSummerUtilityBills.pdf)). Furthermore, dirty filters are the primary cause of HVAC equipment failure ([diamondcertified.org/report/valley-heating-cooling-electrical-0/article/make-sure-you-choose-the-right-air-filters-for-your-hvac-system](http://diamondcertified.org/report/valley-heating-cooling-electrical-0/article/make-sure-you-choose-the-right-air-filters-for-your-hvac-system)).



## Specifications

<b>Power Requirements:</b>	Model FS-245-B: Four included AA batteries, or optional CA-360 6 VDC wall adapter Model FS-245-C: 15 to 24 VAC/DC @ 250 mA max via conduit
<b>Differential Pressure Range:</b>	Near zero to 4.0" w.c.
<b>Local Alert Output:</b>	Audible Beeper and LED indication
<b>Wired Output:</b>	Pulsing 0 V to 5 VDC @ 18 mA max upon clog or low battery alert
<b>Relay Output:</b>	Optional one form C dry contact @ 500 mA max – Model FS-245-C
<b>Text &amp; E-Mail Notification**:</b>	User configurable SMS text messaging and e-mail
<b>Indicators:</b>	Green / Yellow / Red Status LED and audible beeper
<b>Electrical Connections:</b>	Power - 2.5mm barrel jack mates to wall adapter: Model FS-245-B, or Power - Conduit into terminal block, 14-30 AWG: Model FS-245-C Output - Conduit into terminal block, 14-30 AWG: Model FS-245-C
<b>Temperature Range:</b>	32° to 122° F (0° to 50° C), Operating -40° to 257° F (-40° to 125° C), Storage
<b>Humidity:</b>	80% RH, Non-condensing
<b>WiFi:</b>	2.4-GHz IEEE 802.11b/g compatible
<b>WiFi Authentication:</b>	Secure using WPA-PSK (TKIP), and WPA2-PSK (AES)
<b>Monitor Dimensions:</b>	6" x 4 5/8" x 1 1/2"



\*\* Requires subscription to AirFilterSentry Notification Service, Internet connection, and wireless router.

Specifications are subject to change without notice.

Model Number	Description
FS-245-B	FILTERSCAN, WiFi Battery or Wall Adapter Operated
FS-245-C	FILTERSCAN, 15 to 24V AC/DC Operated
CA-360	Wall Adapter, 6.0 VDC
CA-4DP	Kit, Tubing, Differential Mounting



Contains FCC ID Number: T9J-RN171  
Contains IC Certification/Registration Number IC: 6514A-RN171  
Contient IC Certification / d'enregistrement les IC: 6514A-RN171

FSWiFiPIS150112