

Severe. Duty.

MAINTENANCE FREE



**TOUGH CONDITIONS.
TOUGHER BATTERY.**

**When You Need Power...
We'll Be There.**

Losing power is not an option. Crown's Severe Duty Batteries perform under the most grueling and harsh conditions where other batteries stop. Cold. Crown's advanced technology has combined the essential characteristics of a high performance battery – with the endurance features you've come to expect from Crown – into one incredibly tough battery that is like no other. The Severe Duty Batteries integrate the benefits of a cyclic battery design with maintenance-free calcium plates to provide superb performance and reliability.

Ideal for the most challenging reserve power applications, Crown's Severe Duty Batteries effortlessly deliver unmatched reliability and system flexibility in offline uninterrupted power systems (UPS). The batteries are also ideal for other power system ranging from CATV control boxes, remote RE reserve power applications, road and traffic control equipment and critical starting applications. In applications where many products fail due to extreme temperatures, maintenance charging or duty cycle – Crown's Severe Duty Batteries deliver reliability...with power to spare!

The Power Behind Performance



Building The Toughest Batteries Requires A Proven Design.

- **Reinforced Polypropylene Plastic Battery Container**

Withstands tough operating conditions for safe and reliable battery operation. Batteries fitted with handles for easy handling and installation.

- **Cold-Forged Terminal Bushings**

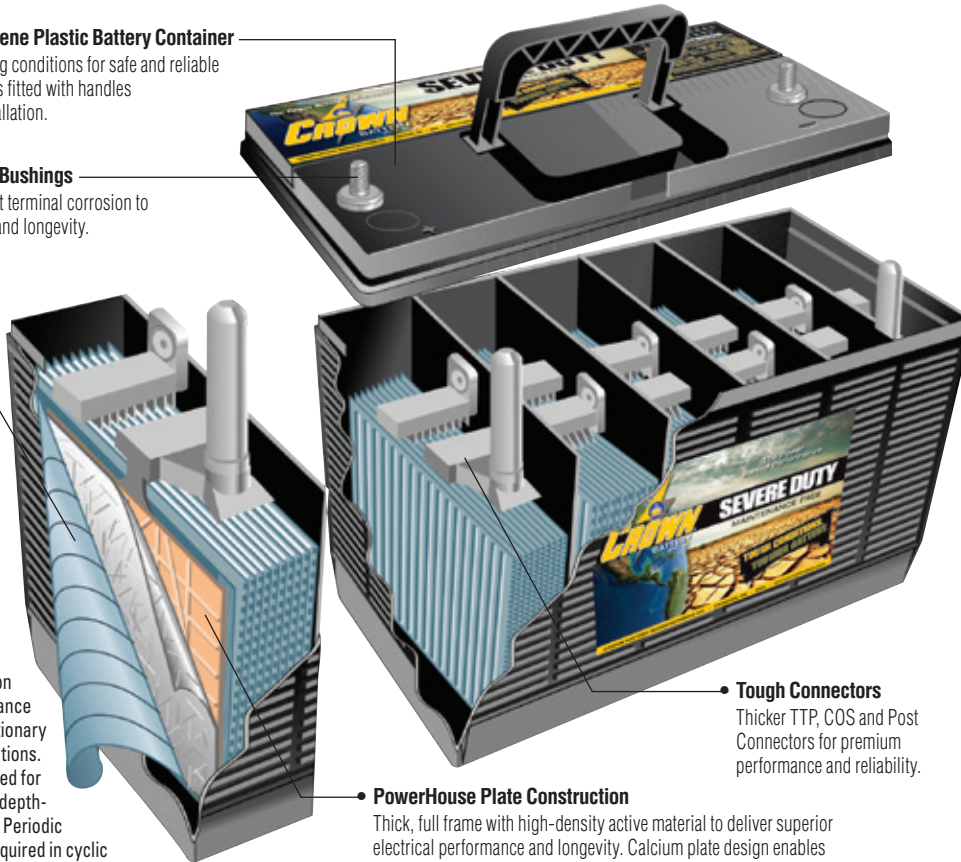
Prevents leakage and resist terminal corrosion to ensure peak performance and longevity.

- **Posi-Wrap™ Envelope Separators**

Lock active material to the plates to deliver reliability and longevity.

Severe Duty Batteries

Proprietary "tight-pack" PosiWrap plate construction enables maximum performance and durability in cyclic, stationary and critical starting applications. SDC batteries are best-suited for applications involving 50% depth-of-discharge (DOD) or less. Periodic equalization charges are required in cyclic applications to achieve expected battery life.



- **PowerHouse Plate Construction**

Thick, full frame with high-density active material to deliver superior electrical performance and longevity. Calcium plate design enables maintenance-free performance in most applications.

- **Tough Connectors**

Thicker TTP, COS and Post Connectors for premium performance and reliability.



24SDC



27SDC



31DTSDC



31SDC



4DSDC

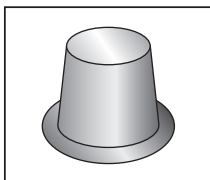


8DSDC

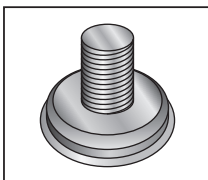
Battery Specifications

BCI Group	Model Description	Item Number	Electrical Capacity				Inches			Millimeters			Available Terminals
			Volts	20 Hr Amp Hour	CA Rating	RC Minutes	L	W	H	L	W	H	
SEVERE DUTY COMMERCIAL MAINTENANCE FREE BATTERIES													
24	24SDC	SD24085	12	85	690	105	10.19	6.81	9.50	259	173	241	DHJM
27	27SDC	SD27105	12	105	875	125	12.63	6.75	9.25	321	171	235	DIJM
31	31DTSDC	SD31120	12	120	1000	175	13.00	6.75	9.38	330	171	238	DHJM
	31SDC	SD31120S	12	120	1000	175	13.00	6.75	9.44	330	171	240	FHJM
4D	4DSDC	SD4D200	12	200	1625	375	20.63	8.63	10.00	524	219	254	AIJM
8D	8DSDC	SD8D225	12	225	1845	430	20.63	10.94	10.00	524	278	254	AIJM

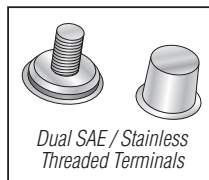
Type A



Type S



Standard



Key

- A** = Type A – SAE Terminal
- D** = Standard (Dual SAE/Stainless Steel Threaded Terminal)
- F** = Type S – Stainless Steel Threaded Stud Terminal
- H** = Flat Top Maintenance-Free Cover Design
- I** = Cover with POD Vents or Individual Vents
- J** = Battery Fitted with Handle
- M** = Calcium Alloy Construction – Maintenance Free Service

The Power Behind Performance



1445 Majestic Drive | P.O. Box 990
 Fremont, OH 43420-0990 USA
 +1-419-334-7181 | Fax +1-419-334-7124
www.crownbattery.com
sales@crownbattery.com