



---

HOW TO

---

**ATTRACT CUSTOMERS**

WITH

---

**FACEBOOK**

---

# CONTENTS.

- 3 PRIORITIZE YOUR BUSINESS OBJECTIVES.
- 10 BUILD YOUR FACEBOOK AUDIENCE.
- 21 DEVELOP & FOCUS ON YOUR OVERARCHING CONTENT & LEAD GEN STRATEGIES.
- 30 CHAMPION VALUE CREATION: WHAT CONTENT TO CREATE & SHARE ON FACEBOOK.
- 59 MAXIMIZE CUSTOMER ACQUISITION WITH ADVERTISING.
- 72 WRAP UP & TAKEAWAYS.



**1** PRIORITIZE YOUR  
BUSINESS OBJECTIVES.

Every brand on Facebook is on Facebook for one reason – to (eventually) ***get more business***. Getting more business from Facebook means different things to different types of businesses, though, which means different brands ...





... will have different objectives, such as:

- Driving in-store sales;
- Increasing online sales;
- Launching a new product;
- Building awareness; or
- Promoting a mobile app.



This guide will primarily be helpful for businesses that want to ***generate leads or online sales***. Even with these objectives in mind, there are a few stepping stones that precede turning fans into customers. If you want customers ...



... you have to first:

1. Build an audience;
2. Drive inbound traffic to your website;
3. Turn that traffic into qualified leads; and then
4. Nurture those leads into customers.

## **Attract Visitors**

Create an audience of engaged Facebook fans to drive to your website.

## **Convert Leads**

Use forms on optimized landing pages to collect contact information from visitors.

## **Close Customers**

Use email and marketing automation to nurture leads into (repeat) customers.

This guide will give you a playbook for doing just that. First we'll talk about how to ***build an audience***, and then we'll dive into how you ***get that audience to head on over to your website*** where they can actually do business with you.



## Recap

Before you can get customers from Facebook, you need prioritized objectives and an engaged fan base that's ***compelled to visit your website.***

## Learn More

Click the image to **grab a free copy** of these resources!



Free Template: Determine Your  
2014 Marketing Goals



An Introduction to Lead  
Generation



# 2 BUILD YOUR FACEBOOK AUDIENCE.



To grow your Facebook fan base, you need to make your Page and your posts *as discoverable as possible* both online and off. No one can connect with you on Facebook if they don't know you exist, so let's talk about *5 ways to get noticed.*



# 1) MAKE SURE YOUR PAGE IS PROPERLY FILLED OUT WITH SEARCHABLE INFORMATION.

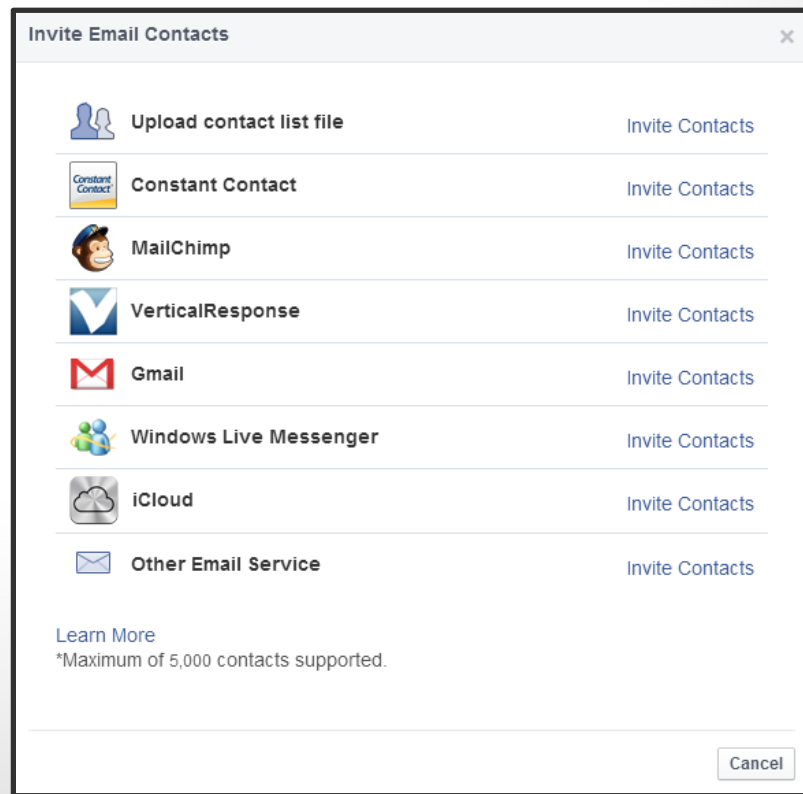
After you've created your Facebook page, make sure the About section of your Page includes:

- An ***overview*** of what your business has to offer;
- A link to your ***website***; and
- Any other information that will help prospects ***understand your business*** better.

## 2) INVITE EXISTING CONTACTS TO LIKE YOUR PAGE.

Chances are you already have existing customers, friends, and family who would be more than willing to connect with your business on Facebook ***if you simply asked them to***. Whether in person, via email, or via Facebook, try asking for Likes (fans) and positive reviews. Within the Page Manager section of your page under the “Build Audience” menu, you have the option to invite your personal Facebook friends to like the page, share your page with your ...


... Facebook friends through the News Feed, or ***upload a list of email contacts*** to encourage existing contacts to connect. Use one or more of the three options as long as you're cautious about over-promoting to uninterested connections.



### 3) INCORPORATE FACEBOOK INTO YOUR ONLINE AND OFFLINE COMMUNICATION CHANNELS.

Making your Facebook Page as discoverable as possible includes promoting your Facebook presence using what online and offline marketing channels you already have, and ***removing any barriers*** for existing contacts to like your Page. If you have a physical storefront, place stickers in your front windows promoting your Page and include your Facebook URL on your receipts. If you have a ...

... website, blog, or email newsletter, utilize Facebook's various social plugins – especially the Like Button or Like Box – to get people to like your Page on the spot and without having to head over to Facebook.com.





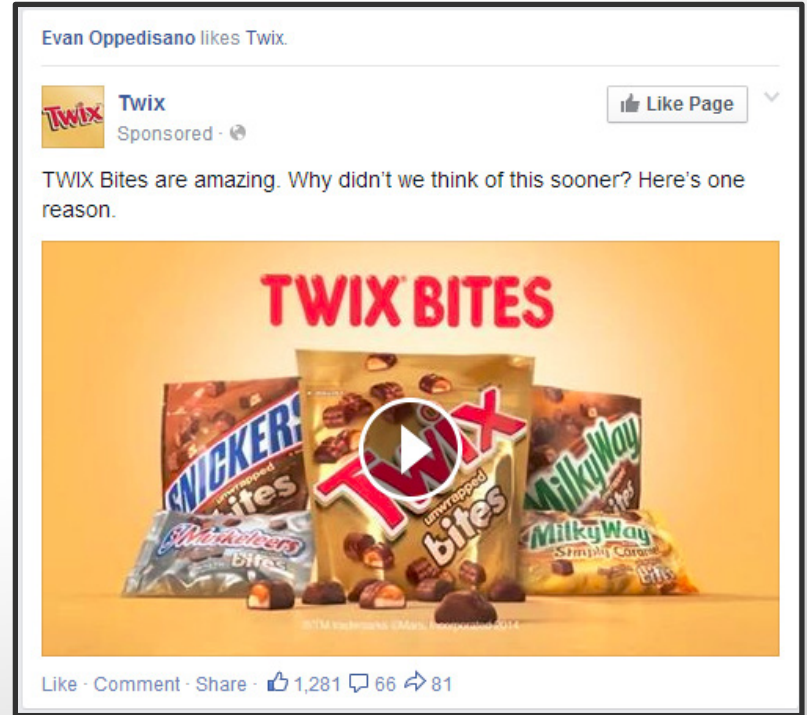
## 4) CREATE VALUE.

Creating value really comes into play with the *content you create and share* with your fans and how you interact with them (more on that later). If you're in tune with your buyer personas, you'll have a good idea what types of content to publish. If not, or if you just need some inspiration, consider spending a week taking note of anything in your own News Feed that compels you click, comment, or share. What inspired you? Use your observations to inform future posts.

## 5) PAY FOR NEW LIKES (FANS) USING FACEBOOK ADVERTISING.

One of the ad types that Facebook offers is a “Page Like Ad” that contains a call-to-action to “Like Page,” and can appear in the News Feed as a page post or as a display ad on the right hand column of the News Feed. If you’ve exhausted your existing contacts and want to reach people ***who don’t know about your Page*** yet, you can use Facebook’s granular targeting capabilities to reach your ideal buyer persona(s) and spur audience growth.

To give you an idea of what a “Page Like Ad” looks like in the News Feed, here’s an example from Twix. (We’ll also talk more about how to bolster your organic Facebook efforts with ads later).



## Recap

Build your Facebook audience by making your Page as ***discoverable*** as possible, by encouraging your ***existing contacts*** to like your Page, and by ***advertising***.

Click the image to **grab a free copy** of these resources!

## Learn More



7 Facebook "Tips" and "Tricks"  
That Don't Actually Work



Facebook Says These Are the  
15 Best Brands on Facebook

**3** DEVELOP & FOCUS ON  
YOUR OVERARCHING  
CONTENT & LEAD GEN  
STRATEGIES.

# LEARN FROM HUBSPOT: OUR APPROACH TO CUSTOMER ACQUISITION VIA FACEBOOK.

We're a B2B all-in-one marketing software company that – without magic – has amassed nearly 700,000 Facebook fans and generated nearly 200,000 leads from Facebook. We *thrive* on creating content that makes the jobs of marketers easier, so when it comes to Facebook, *we focus first* on creating useful content (like blog posts, presentations, templates, and ebooks) that our audience of marketers will find valuable.



# THE TYPES OF LEAD GEN CONTENT WE CREATE:



Ebooks,  
Whitepapers  
& Guides



Templates



Checklists



Blog Posts



Webinars



Content Creation  
Assets



All this content creation arms our social media manager with a *library of resources* to promote in unique ways on Facebook.

For example, she creates  
Page posts that hone in on  
a *specific point* from a longer  
piece of content, or gives  
our audience an idea of  
*what they'll learn* from it.



HubSpot  
15 hours ago

Don't quit after you close. Learn how to delight your customers and keep them happy for years to come:  
<http://hub.am/18lxgGp>

[Free guide + infographic]:  
HOW TO CREATE TRUE SOCIAL  
MEDIA RELATIONSHIPS

THE SOCIAL PART OF  
SOCIAL MEDIA: A  
LOVE STORY

Highlighting Social's  
Value at Each  
Marketing Stage

This love story  
will teach you  
how to:

Attract  
Promote  
Personalize  
Discover

Attract. Convert. Close. DELIGHT.

Like · Comment · Share

13

Most times this means  
*creating custom images* in  
PowerPoint or Photoshop  
so we can catch a  
prospect's eye when  
they're perusing their  
News Feed.



HubSpot  
15 hours ago

Don't quit after you close. Learn how to delight your customers and keep them happy for years to come:  
<http://hub.am/18lxgGp>

[Free guide + infographic]:  
HOW TO CREATE TRUE SOCIAL  
MEDIA RELATIONSHIPS

THE SOCIAL PART OF  
SOCIAL MEDIA: A  
LOVE STORY

Highlighting Social's  
Value at Each  
Marketing Stage

This love story  
will teach you  
how to:

Attract  
Promote  
Personalize  
Discover

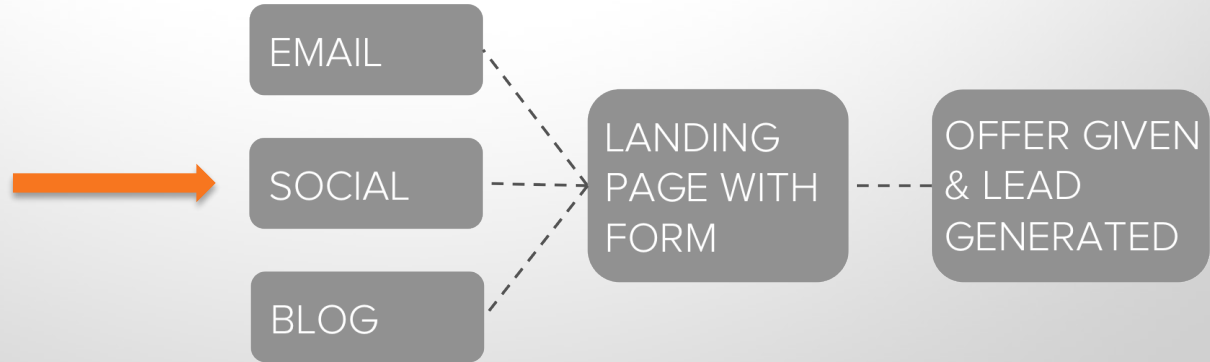
Attract. Convert. Close. **DELIGHT.**

Like · Comment · Share

13

You see, our Facebook posts are the ***digital breadcrumbs*** that draw our audience down a trail toward a much more substantial piece of content they can download after filling out a form.

We use Facebook to drive traffic to landing pages where we can convert visitors into leads.



Without creating content aimed at solving problems for marketers,  
we'd simply have nothing interesting to post or advertise on  
Facebook, and we sure as heck *wouldn't generate any leads!*





## Recap

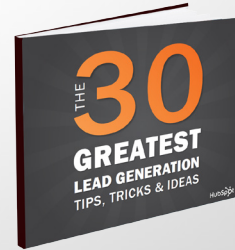
Focus first on your overall ***content*** and ***lead gen*** ***strategies***. Then, repackage what you've already created for Facebook.

## Learn More

Click the image to **grab a free copy** of these resources!



How HubSpot Does Inbound:  
Creating a Content Machine



The 30 Greatest Lead  
Generation Tips, Tricks & Ideas





# 4 CHAMPION VALUE CREATION: WHAT CONTENT TO CREATE & SHARE ON FACEBOOK.



To attract customers, you  
***can't*** only post sales-driven  
content.

It's true. Here's why.

WHAT COMPANIES SOUND LIKE WHEN THEY  
ONLY TALK ABOUT WHAT THEY SELL.



**HEY EVERYONE!**  
COME AND SEE  
HOW GOOD I  
LOOK!

DON'T BE RON BURGUNDY. 😊



# INSTEAD, GENERATE LEADS IN TWO WAYS:



*Directly*

AND



*Indirectly*

Generate leads by sharing content that links directly back to a landing page with a contact form on your website.

Generate leads *eventually* after sharing friendly, easy-to-consume content not housed behind a form.

# WHAT TO SHARE FOR DIRECT VS. INDIRECT LEAD GEN:



*Direct*

Share the landing page for a downloadable offer, such as:

- An ebook
- A whitepaper
- A template
- A checklist



*Indirect*

Share:

- Photos
- Photo albums
- Blog posts
- YouTube videos
- Third-party content
- Event invites





The key to generating leads on Facebook is to post a ***variety of content*** that aligns with goals other than generating leads or driving sales.



WHADDDAYA MEAN,  
'GOALS OTHER THAN  
SALES?!'



Aiming for “fluffier” goals like reach, awareness, buzz, customer satisfaction, and engagement (comments, likes, shares) are *just as important* as rigid lead gen or sales goals. They’re the stepping stones to what you really want: more business.



In fact, it's vital to aim first to get your audience to interact with your posts. That's why a ***balance*** of direct and indirect lead gen content is so important. Without eyeballs, you can't get clicks, which means you can't get traffic, leads, or customers!



# EXAMPLE 1: A *Direct* LEAD GEN POST.



- Provides members of our audience with a value proposition
- Has a clear call-to-action: “download”
- Contains a short URL linking to a landing page with a form




The post copy is brief, and the image is designed to give viewers a glimpse of what they'll learn in the ebook.




## EXAMPLE 2: AN *Indirect* LEAD GEN POST.

- Does not have a clear call-to-action
- Does not contain a short URL linking to a landing page with a form

This post containing a photo album from INBOUND, our annual conference, does not directly drive leads, but it helps us promote our event and showcase who we really are as a company.




# YOU NEED A LITTLE OF BOTH.

 **HubSpot**  
21 hours ago

Download the beginner's guide to converting website visitors into leads for your business >> <http://hub.am/18Noy1H>


**[Free ebook]:**  
**AN INTRODUCTION  
TO LEAD GENERATION**




**What you'll learn:**


- What defines a lead
- How to get leads
- How to qualify a lead
- How to start your first lead-generation campaign


Attract. **CONVERT.** Close. Delight.

Like · Comment · Share 

 **HubSpot**  
August 21

**INBOUND 2013** (30 photos)



Like · Comment · Share 



If we only published posts about registering for a software demo, signing up for a trial, or getting an inbound marketing assessment (our 3 most desired conversion actions), we'd totally ***bore our fan base.***



“When we post product-focused content with sales-focused calls-to-action, we may generate qualified leads, but ***we only generate a handful.*** When we post educational or entertaining content about inbound marketing as a whole, ***we generate tons of leads***, because we reach more people, and give ourselves the opportunity to ***warm them up to the idea of doing business with us*** without shoving our software down their throats.”

— **Brittany Leaning** (@bleaning)  
Social Media Manager, HubSpot



# LET'S TALK ABOUT THOSE “FLUFFY” GOALS AGAIN.

Although our ultimate goal on Facebook is to generate leads that become customers, we have *immediate engagement goals* for each post we publish, and those goals vary. Sometimes we really want to encourage comments because we want feedback. Other times, we may strive to for a high volume of shares because we want a particular message to spread as far and wide as possible.

The point is, by striving for comments, likes, and shares, we garner more visibility in the Facebook News Feed, which ultimately increases our chances for clickthroughs (traffic) and conversions (generated leads). ***You need leads to get customers.***



More likes, comments, and shares means ...

.... More chances for clicks and contacts (leads).

Believe it or not, some of our most successful posts in terms of interaction were not direct lead gen posts.





Photo: Clover\_1 | Flickr

Let's examine the approach behind some of HubSpot's top performing Page posts, shall we?



# QUOTE AS AN IMAGE.

## Purpose of Post

Draw more eyeballs to the SlideShare presentation our co-founder, Dharmesh Shah, compiled to explain our company culture. The presentation itself aims to align existing employees and to attract new talent.

## Goal of Post

Reach and shares.



## Approach to Post

Capture one slide contained in our complete Culture Code presentation to serve as a standalone, sharable quote, and link back to the presentation to increase view count.



Caption contains a clear call-to-action to click the short URL to view the Culture Code presentation on our blog.

# QUESTION AS AN IMAGE.

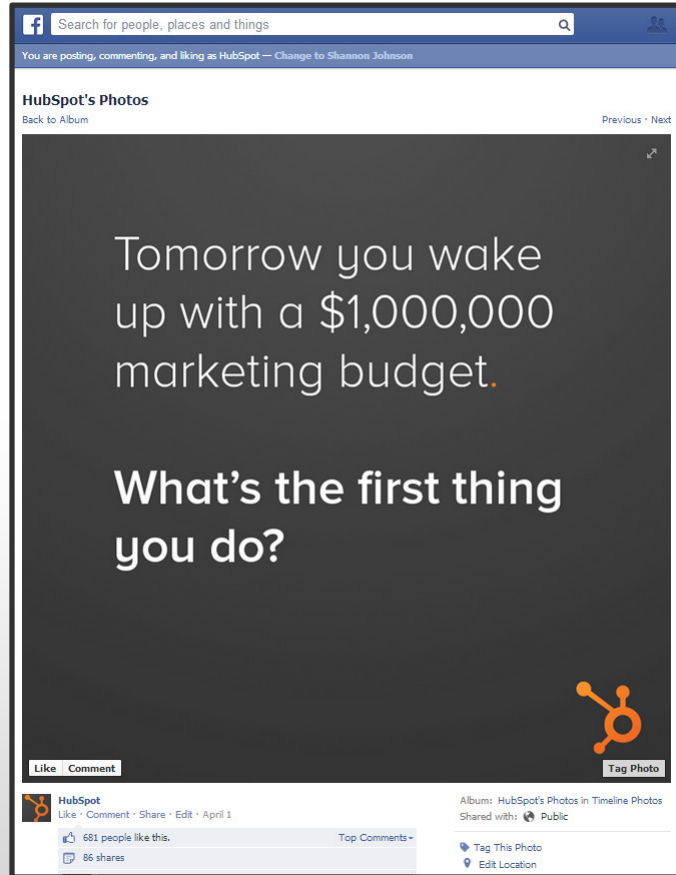
## Purpose of Post

Pose a question to spur discussion in the comments with and among our audience of marketers, and mix up our publishing cadence of posts containing links back to landing pages.

## Goal of Post

Generate comments.

No caption or short URL.



## Approach to Post

Let the image do all the talking to focus our audience on answering a question.



# PHOTO OF AN EMPLOYEE.

## Purpose of Post

Appear relatable and personable by honoring one of our employees and others who have served our country.

## Goal of Post

Likes.

Copy introduces Shawn, one of our support engineers, who volunteered in the U.S. Navy. No short URL.



## Approach to Post

Grab the attention of our audience with an image seemingly irrelevant to HubSpot or inbound marketing.

# IMAGE PROMOTING AN OFFER.

## Purpose of Post

Encourage downloads of one of the offers we created – a bundle of 160 free stock photos – to help marketers more easily create content.

## Goal of Post

Leads.



## Approach to Post

Use an image to give our Facebook fans a preview of what kinds of photos they'll get post-download, and link back to the landing page using a short tracking URL.



Want these stock photos?  
Click the post to download  
'em.

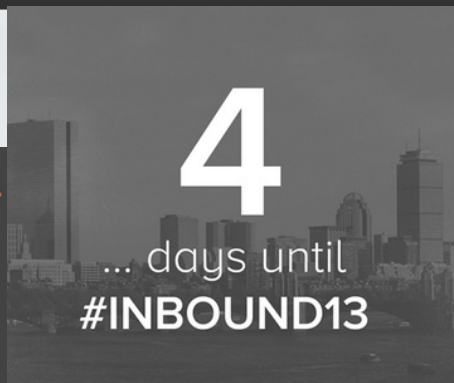


“Well, if you *don't have time* to do it right, what makes you think you'll have time to *do it over*?”

75 Free Stock Photos ... No Royalties, No Fees, No Worries.



Conversion Centered Design  
Essential Elements of High Converting Landing Pages



Here's another little secret: No matter what we're trying to communicate, we try to do it *visually*. If our social media manager doesn't have a pre-made image to work with, she'll spend the time creating one.


We may not always be sure what we're posting will incite the interaction we desire, but one thing can be sure of is we're ***better off*** by posting a photo as opposed to a link, video, or plain ol' status update.





In a 30-day experiment, we found that the clickthrough rate of posts containing photos is 128% *higher* than the CTR of posts containing videos or links.

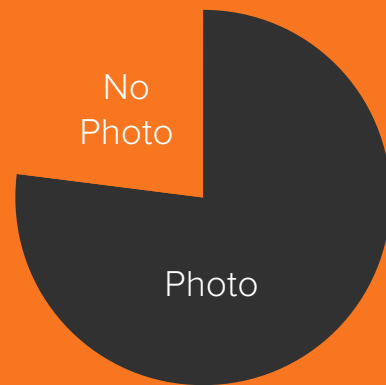
We also know photos on Facebook generate 53% *more* Likes than the average post.



Click here to read more on our blog!

# THAT'S WHY, IN GENERAL, HUBSPOT'S FACEBOOK POST FORMULA CONSISTS OF:

1. A custom-designed 960 x 960 pixel image
2. A brief text caption
3. A short URL to a landing page



Rarely do we ever publish a post *without an image*. In any given 90 days, 77% of all posts we published contain a photo on average.

## Recap

Photos work wonders for your clickthrough rate and post engagement, so it's worth it to spend the extra time *sourcing or creating images* for your posts.

## Learn More

Click the image to **grab a free copy** of these resources!



The Marketer's Crash Course in Visual Content Creation



17 Customizable Templates For Creating Shareable Graphics on Social Media




## Recap

Whether B2C or B2B, business is still P2P (people to people), so don't shill. Post a ***variety of content types*** aimed at ***providing value*** – education, entertainment, etc.

Click the image to **grab a free copy** of these resources!

## Learn More



How to Generate Leads Using  
Facebook



How to Engage Fans on  
Facebook

The background of the image is a solid blue color with a repeating pattern of white Facebook 'f' logos, each enclosed in a square, creating a checkered effect.

# 5 MAXIMIZE CUSTOMER ACQUISITION WITH ADVERTISING.

Unfortunately, there's  
*no longer such a thing as a free  
lunch* on Facebook.

Marketers used to be able  
to reach the majority of  
their fans for free (without  
advertising), but that's  
changing.



Facebook is evolving to become *more of a paid marketing platform* than an organic one. A brand's ability to reach their fan base organically has diminished as more brands and content compete to appear in users' News Feeds.



At any given moment, there are approximately 1,500 News Feed stories competing against one another. Facebook's algorithm prioritizes ***only about 300*** – one fifth – of them. The brands that want to get noticed have to pay to play.



# WHY MARKETERS AREN'T PLEASED.

Organic reach wasn't always so miniscule, but it's been heading this direction for awhile. In late 2012, the industry found out only about 16% of a Facebook page's fans would see a post from that page. In October 2013, that number dropped to about 12%. In February 2014, it was 6%, and as little as 2% for pages having over 500,000 fans. Of course, this has upset many marketers who ***already paid for ads to grow their fan base***, thinking they'd be able to broadcast to those fans for free.



# WE MIGHT NOT LIKE IT, BUT IT IS WHAT IT IS.

The reality is that *Facebook is a business just like yours*, and the company encourages marketers to look at their fan bases as a way to make paid advertising more effective rather than using it as a free broadcast channel. Additionally, Facebook says you should assume organic reach will eventually arrive at zero. So, if you really want to reach your target audience on Facebook, you'll need to supplement your organic efforts with some paid advertising.

# BESIDES, A FACEBOOK FAN DOES NOT MAKE A QUALIFIED LEAD, BUT THOSE LEADS EXIST.

The people who like your page already know about you, but that doesn't mean they're ideal future customers. Even though HubSpot is approaching 700,000 fans, only a fraction of those people actually have the ***need and authority to buy*** our all-in-one software. That's why we pay to reach marketers who fit our target and are not yet connected to our page using Facebook Page Post Link Ads.

# HOW WE ADVERTISE: THE ANATOMY OF OUR PAGE POST LINK ADS.

Image should have a 1.91:1 ratio (ideally 1200x627 px).

URL links to a landing page containing a form to download the ebook.



Copy is fewer than 90 characters so that it won't truncate anywhere we decide to place the ad on Facebook's platform.

Link title is no longer than 25 characters, and description is no longer than 3 lines.

# WHAT TO ADVERTISE.

If you're trying to drive traffic, leads, and customers, you probably want to advertise posts that ***contain a link back to your website***, but you can also create different types of ads depending on what you're trying to accomplish.

With Facebook Ads, you can ...

- Grow your audience through new 'Likes;'
- Drive traffic to your site;
- Drive people in-store with a redeemable offer;
- Drive event attendance;
- Create awareness with an image or video; and
- Drive installs of an app.

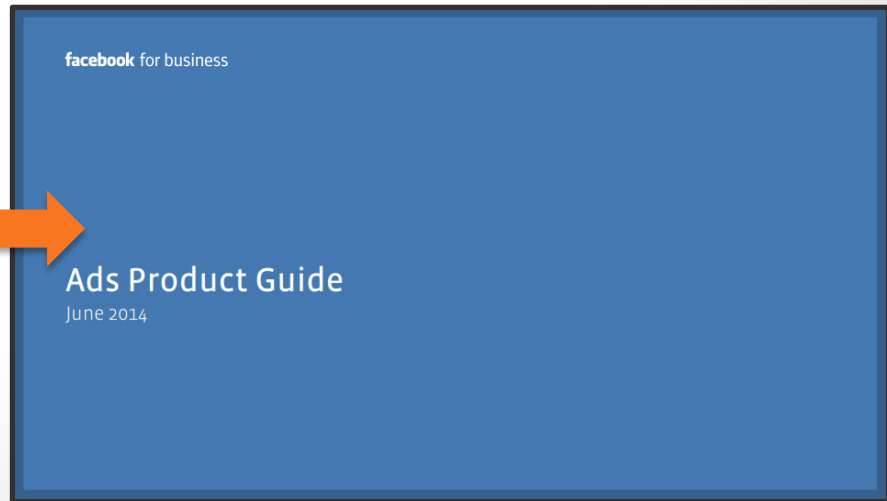


# USE ADS TO TEST THE EFFECTIVENESS OF CONTENT, TOO.

Did you know Facebook actually lets you create unpublished posts to *test your messaging*? These “dark posts” appear in the News Feed, but not on your Facebook Page. Since these “dark posts” don’t appear on your Page, you can create as many targeted ads as you like to determine which ad copy and creative resonates best *without* disturbing your entire fan base.



To learn more about all of Facebook's various ad types and the appropriate specs for each, check out the latest Facebook Ads Product Guide.



## Recap

The people connected to your company on Facebook may not be your most qualified leads. The ***best way to reach them is with targeted ads.***

## Learn More

Click the image to **grab a free copy** of these resources!



How to Create Epic  
Facebook Ads



Advanced Facebook  
Advertising Tips From the  
Experts

# 5 WRAP UP & TAKEAWAYS.

# REMEMBER TO:

- ❑ Focus on helping people. B2B is still P2P – person to person.
- ❑ Create content that makes your target audience's job easier. Then, create interesting posts to promote that content on Facebook.
- ❑ Post a balance of direct and indirect lead gen content.
- ❑ Have an engagement goal for each post.
- ❑ Tell your audience what to do by including a clear call-to-action in your posts.
- ❑ Experiment. Some of our most engaging posts were unexpected.

# REMEMBER TO:

- ❑ Create tracking URLs so you can measure the clicks and leads your content generates.
- ❑ Take the time to create great visuals. It pays off in engagement and clickthrough rates.
- ❑ Ensure landing pages are optimized with appealing copy, visuals, and clear calls-to-action.
- ❑ Keep post copy short and sweet – ideally fewer than 90 characters.
- ❑ Utilize Facebook Advertising, including “dark posts” to test and boost effective lead gen content.

HELP HUBSPOT IMPROVE BY  
RATING OUR CONTENT.



[Click Here to Rate This Resource](#)

(It takes 2 seconds!)





Created by *@shannopop*

# What is HubSpot?

**All-in-one** inbound marketing software.

[Get a Free Marketing Assessment](#)

[Get a Demo](#)

[Video Overview](#)



## MARKETING ANALYTICS

Analyze your web traffic and see which sources are generating the most leads.



## SEARCH OPTIMIZATION

Improve your rank in search engines by finding and tracking your most effective keywords.



## BLOGGING

Create blog content quickly while getting SEO tips and best practice pointers as you type.



## EMAIL

Send personalized, segmented emails based on any information in your contact database.



## LEAD MANAGEMENT

Track leads with a complete timeline-view of their interactions with your company



## SOCIAL MEDIA

Publish content to your social accounts, then nurture leads based on their social engagement.