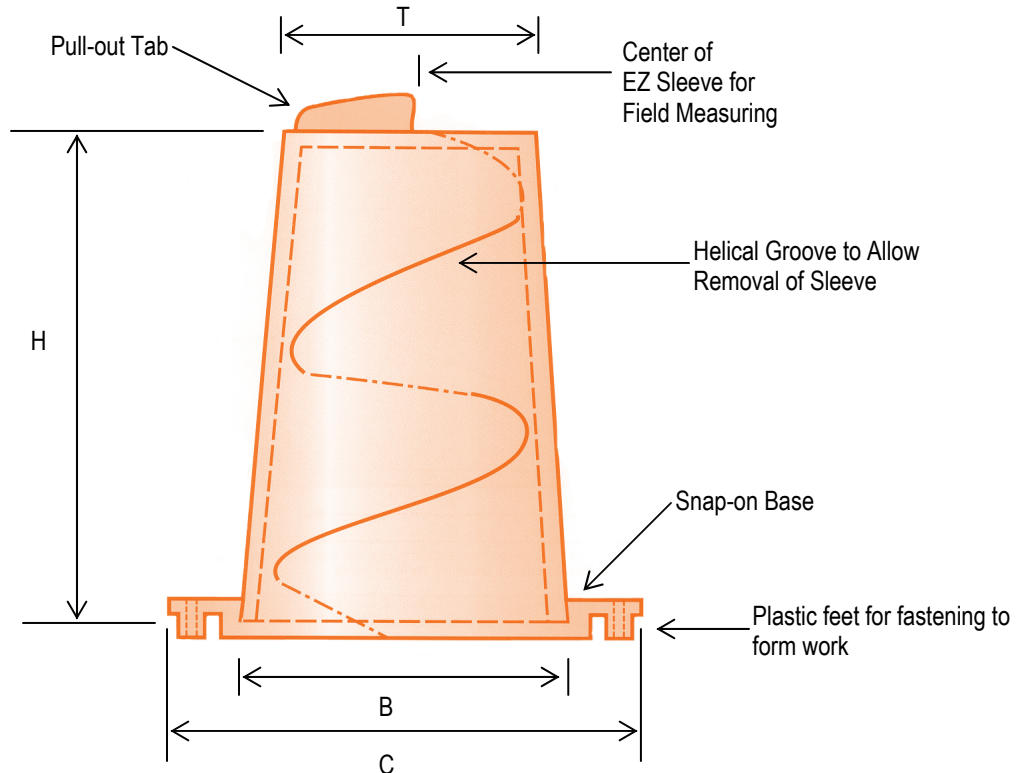


ITEM	DESCRIPTION	PACKING
200-3 x 6	EZ Sleeve, Model 3006	50 pcs per carton
200-4 x 12	EZ Sleeve, Model 4012	30 pcs per carton

FOB Passaic, NJ



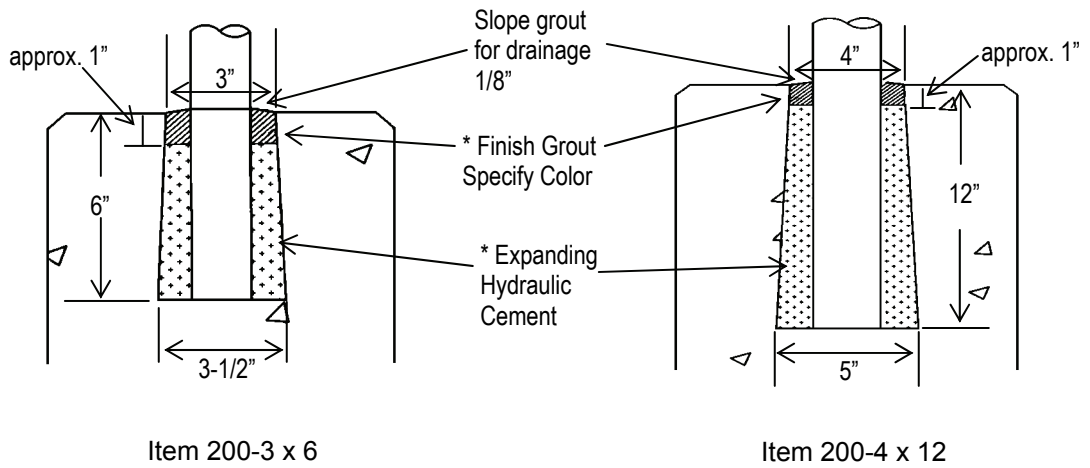
Item	Dimension (Inches)				Post Size of Railing or Fence
	T	B	H	C	
200-3 x 6	3"	3-1/2"	6"	4-3/4"	Up to 2" Pipe (2-3/8" OD) Up to 2" Square Post
200-4 x 12	4"	5"	12"	7"	Up to 3" Pipe (3-1/2" OD) Up to 2-1/2" Square Post

**EZ Sleeve is the ideal way to form quick and clean post holes in concrete for installing railings, fences or other posts.**

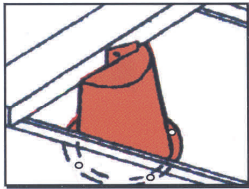
- **Easy to Use:** Set before or immediately after concrete is poured.
- **Lightweight and Sturdy:** The sleeve is constructed of 1/16" thick plastic.
- **Precise Field Measurements:** Use tab for field measuring and removal of sleeve.
- **Clean:** Sealed tapered tube with snap-on base keeps out debris and water.
- **Convenient:** Creates tapered hole with extra space to plumb post.

**Suggested rail post installation**

**\* Please note:**  
Our product **UniRock** does not require finish grout coat. It is cement based and designed for exterior exposure.




**How To Use EZ Sleeve**



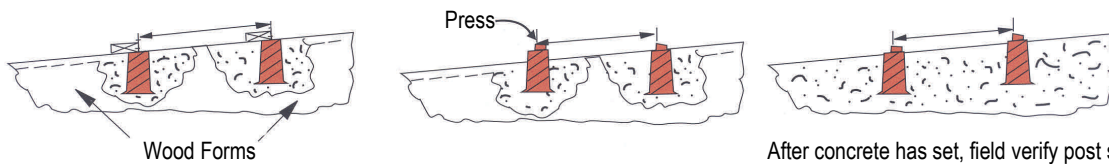
**Either**  
Attach to concrete formwork and pour concrete



**Or**  
Press into wet concrete



Pull tab, using a pair of pliers, just before installing posts. **Do not pull out EZ Sleeve until ready for installation.** You can use it to verify field measurements and to keep out debris and water which can freeze and crack concrete.



After concrete has set, field verify post spacing by measuring centerline distance of EZ Sleeve

