





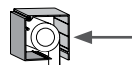









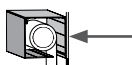





Roller Shade Bracket and Lineal Storyboard

Roller 20			
Brackets (all Roller 20 brackets are a smaller version of Roller 64 brackets)			
Type	P/N	Photo	Notes
Universal Bracket Kit	WIN-BRK-20U		Can be affixed to wall, ceiling, or jamb
Fascia Bracket Kit	WIN-BRK-20F		Both square and round fascia attach to this bracket
Dual Bracket Kit	WIN-BRK-20D		No fascia / top back cover available. MUST be added as a separate line item.
Lineals			
Type	P/N (Sample, XX = color)	Photo	Notes
Plastic End Caps	204 116 132 (white)		Cleans the look of an exposed, universal bracket
2.75 in. (70 mm) Fascia Square	WSL-FSS-3-XX		Fascia, Top Back Cover, Pocket, found under "Add Line Item" > "Trim" in SCT Round fascia only available for Roller 20 & 64
2.75 in. (70 mm) Fascia Round	WSL-FSR-3-XX		
2.75 in. (70 mm) Top Back Cover	WSL-TB-3-XX		
3.5 in. (89 mm) Pocket	WSL-PK-35-XX		Same size pocket as Roller 64
6 in. x 9 in. (152 mm x 229 mm) Dual Pocket	WSL-PK-6-9-XX		Same size pocket as Roller 64
2 in. Flap (51 mm) (must be 3.5 in. pocket compatible)	WSL-FLP-2-XX		Attached to the hanger that is built into pocket (Use 3 in. (76 mm) Flap for Dual Pocket)

Roller Shade Bracket and Lineal Storyboard









Roller 64			
Brackets			
Type	P/N	Photo	Notes
Universal Brackets	WIN-BRK-64U		Can be affixed to wall, ceiling, or jamb
Fascia Brackets	WIN-BRK-64F		Both square and round fascia attach to this bracket
Dual Brackets	WIN-BRK-64D		No fascia / top back cover available. MUST be added a separate line item.
Lineals			
Type	P/N (Sample, XX = color)	Photo	Notes
Plastic End Caps	204 103 132 (white)		Cleans the look of an exposed, universal bracket
3.5 in. (89 mm) Fascia – Square	WSL-FSS-35-XX →		Fascia, Top Back Cover, Pocket, found under “Add Line Item” > “Trim” in SCT Round fascia only available for Roller 20 & 64
3.5 in. (89 mm) Fascia – Round	WSL-FSR-35-XX →		
3.5 in. (89 mm) Top Back Cover	WSL-TB-35-XX		
3.5 in. (89 mm) Pocket	WSL-PK-35-XX		Same size pocket as Roller 20
6 in. x 9 in. (152 mm x 229 mm) Dual Pocket	WSL-PK-6-9-XX		Same size pocket as Roller 20
2 in. Flap (must be 3.5 in. pocket compatible)	WSL-FLP-2-XX		Attached to the hanger that is built into pocket (Use 3 in. (76 mm) Flap for Dual Pocket)

Roller Shade Bracket and Lineal Storyboard







Roller 100, 150, 200CW, 300 (each drive fits in a Roller 100 size tube)

Brackets

Note: Roller 100 brackets are a 2 piece system. The shade "bracket" is attached to the tube. The "sub bracket" is what comes with the hardware kit.

Type	P/N	Photo	Notes
Jamb Bracket Kit	WIN-BRK-100J		Can be affixed to wall, ceiling, or jamb. Uses a wall shade bracket; jamb shade bracket does not exist.
Wall Bracket Kit	WIN-BRK-100W		
Ceiling Bracket Kit	WIN-BRK-100C		Do not try to put a ceiling bracket in pocket – Will not be able to tighten the set screw
Pocket Bracket Kit	WIN-BRK-100P		
Fascia Bracket Kit	WIN-BRK-100F		Square fascia only
Dual Narrow Bracket Kit	WIN-BRK-100DN		Slimmer profile than standard, Dual Bracket. MUST be added as a separate line item.
Dual Bracket Kit	WIN-BRK-100D		MUST be added as a separate line item
Dual Coupled System	WIN-BRK-100DNP (1 at each coupler) AND standard dual brackets (at ends)		All brackets MUST be added as a separate line item



Lineals

Type	P/N (Sample, XX = color)	Photo	Notes
4 in. (102 mm) Fascia Square	WSL-FSS-4-XX		
4 in. (102 mm) Top Back Cover	WSL-TB-4-XX		
5 in. (127 mm) Pocket	WSL-PK-5-XX		
7 in. x 11 in. (178 mm x 279 mm) Dual Pocket	WSL-7-11-XX		
12 in. x 6 in. (305 mm x 152 mm) Dual Pocket			For roller shades mounted horizontally. Dual bracket for this orientation does not exist.
3 in. (76 mm) Flap	WSL-FLP-3-XX		



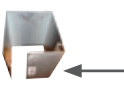
Roller Shade Bracket and Lineal Storyboard

Roller 225

Brackets






Type	P/N	Photo	Notes
Jamb Bracket Kit	WIN-BRK-225J		Can be affixed to wall, ceiling, or jamb
Dual Bracket Kit	WIN-BRK-225D		MUST be added as a separate line item

Lineals





Type	P/N (Sample, XX = color)	Photo	Notes
7 in. x 7 in. (178 mm x 178 mm) Pocket	WSL-PK-7-7-XX		
8 in. x 14 in. (203 mm x 356 mm) Pocket	WSL-PK-8-14-XX		
5 in. (127 mm) Flap	WSL-FLP-5-XX		

Available for all Roller Shade Types

Lineals

Type	P/N (Sample, XX = color)	Photo	Notes
3" (76 mm) Flush Mount Hanger	WSL-HGR-3-XX		Used for a contractor-built pocket. A hanger is affixed to the pocket so that flap can be applied to get a clean look from the underside of the shade.
3" (76 mm) Hanger without Tile Support	WSL-HGR-3S-XX		Note: Both the 3" hanger with and without tile support allow for a splice bar to be added which joins two pockets together (one would join two pockets together to get a longer pocket as custom pocket length maxes out at 120 inches).
3" (76 mm) Hanger with Tile Support	WSL-HGR-3T-XX		
2.5" (64 mm) Side Channel	WSL-SC-25-XX		
Sill Angle	WSL-SA-1-XX		Used to block light coming in from the bottom of the window for a complete blackout

Hembars

Exposed Hembar (with woolpile, 1" or 25 mm)		Recommended for use in blackout applications Not available for fabrics that cannot be seamed
Sealed Hembar (3/16" X 1" or 25 mm)		Not recommended for use with dual-sided fabrics Not available for fabrics that cannot be seamed
Exposed Architectural Bottom Bar		
Half-Wrap Architectural Bottom Bar		Recommended for use with dual-sided fabrics