



Remote Control Unit Connections Options

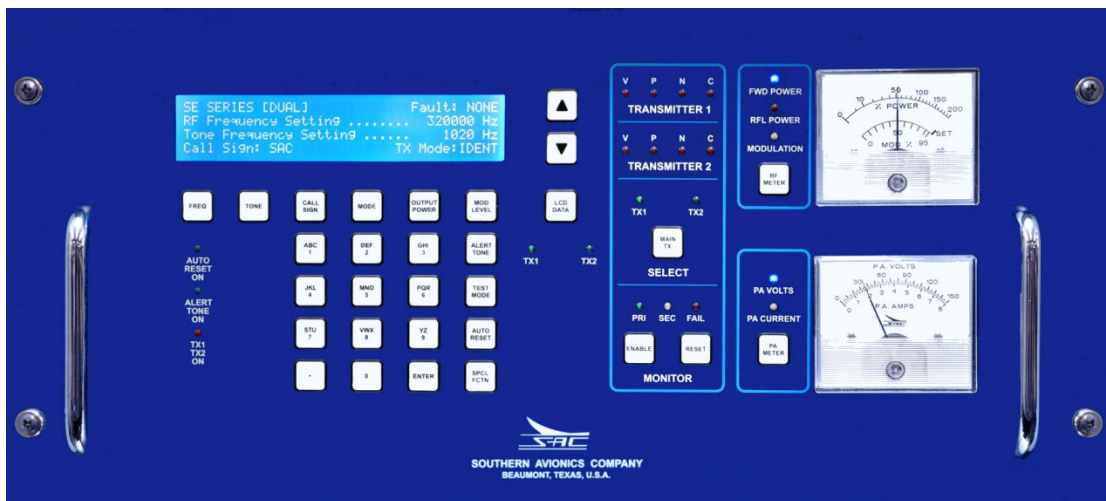
SPECIFICATION SHEET

5055 Belmont, Beaumont, TX 77707
Phone +409.842.1717/1.800.648.6158 (Toll Free in the US)
Fax +409.842.2987
sales@southernavionics.com



Application:

The Transmitter can be monitored and controlled by the Remote Control Unit over the user's LAN, through fiber optic wire, or via Radio Link. Our control and monitoring options for the Remote Control Unit are easy to set up and operate. The Remote Control Unit can also be used in conjunction with our Web Watch software. This enables you to monitor and operate your system from virtually anywhere. We have several connection options to fit your project's needs.



*Information provided is subject to change without notice

Remote Control RS485 to ST MM Fiber Converter

The Remote Control RS485 to ST MM Fiber Converter allows the Remote Control Unit to be connected to the SAC Transmitter over Multi Mode Fiber.

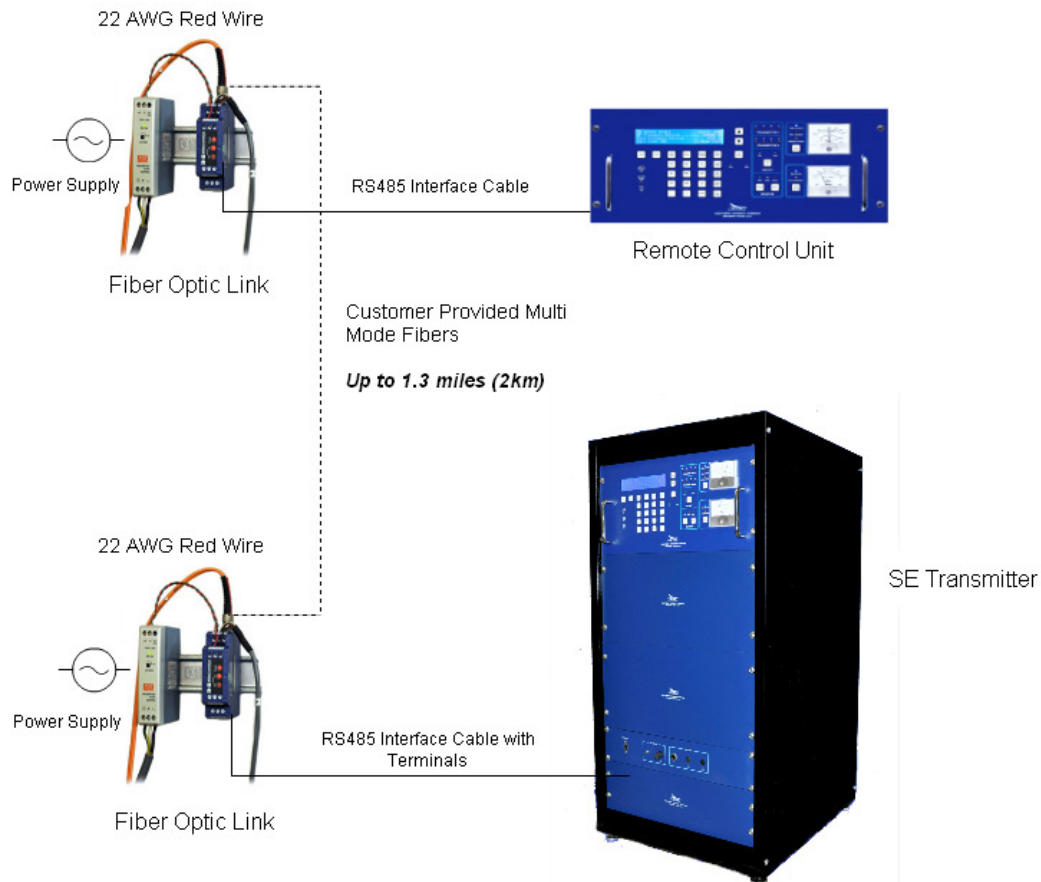
The user is given control and monitoring from a distance of 1.3 miles (2km) via the Remote Control Unit (not included).

Includes:

- Two 24VDC Power Supplies
- Two RS485 Interface Cables
- Two Fiber Optic Converters



PART	P/N
RCU RS485 to ST MM Fiber Converter	SLF83319



RS485/RS232 to Ethernet Serial for RCU, SE Series

This system allows the Remote Control Unit (RCU) monitoring and partial control of the transmitter via the user's Local Area Network.

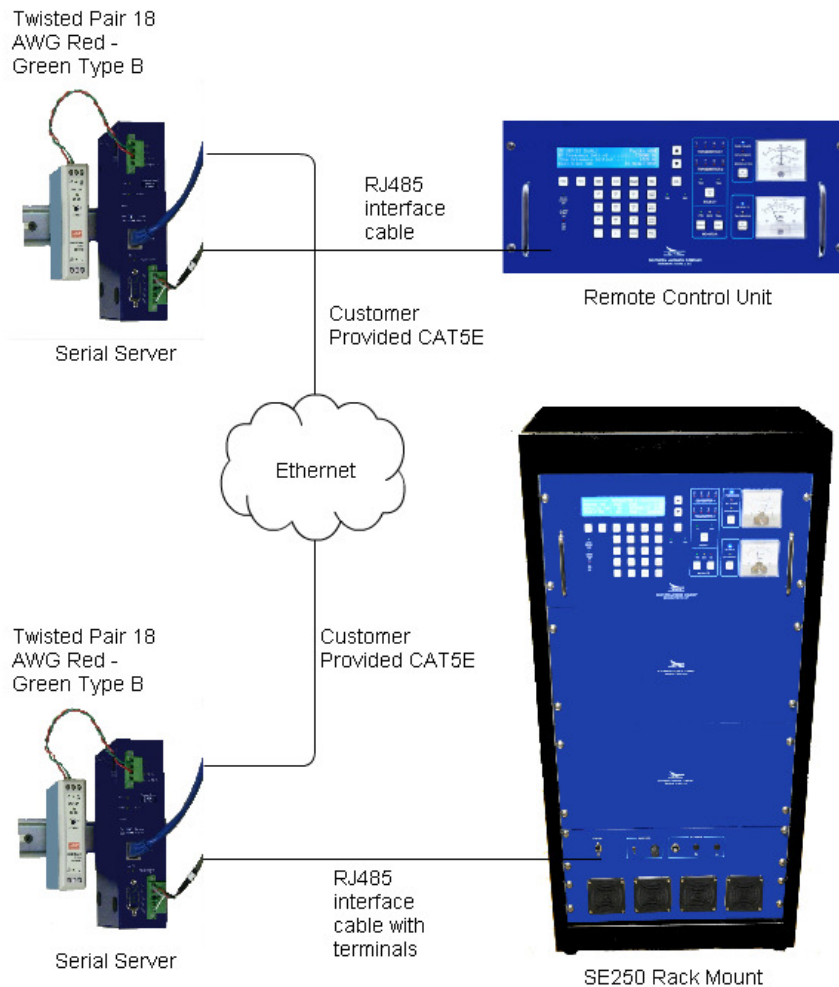
When used in conjunction with the Ethernet Radio Link option SLF83304, the Transmitter and RCU can be monitored over a wireless network (SE System Remote Control Over Ethernet Radio Link-SLF83323)

Includes:

- Two Serial Server Converters
- Two DC Voltage cables
- Two RS485 cables
- Two 24VDC Power Supplies
- One Ethernet cable
- Two DIN rails



PART	P/N
RS485/RS232 to Ethernet Serial for RCU	SLF83322



SE System Remote Control Over Ethernet Radio Link

The Remote Control Over Ethernet Radio Link is a combination of two systems to provide control and monitoring from virtually anywhere.

Both the Remote Control Unit and Webwatch systems are connected via wireless LAN. This allows remote communication from a laptop and from the Remote Control Unit.

Includes:

- Two Ethernet Bridges, Wireless IP67
- Four 24VDC Power Supplies
- Two Serial Servers
- One Ethernet Desktop Switch
- Four DIN Rails
- Two TNC-RP Reverse Polarity to Type-N Male Cables
- Two CAT5E Cables
- Two Power, 90 deg M12 A-coded Female Cables
- Two CAT5E, 90 deg M12 to RJ45 Cables
- One RS485 Interface Cable
- One RS485 Interface Cable with Terminals

PART	P/N
RCU over Ethernet Radio Link	SLF83323

