

1. Speaking in terms of remediation, who do you work for?

185 out of 185 people answered this question

1	A consultant, contractor or laboratory.	109 / 59%
2	A responsible party.	76 / 41%

2. What is your basic job function?

185 out of 185 people answered this question

1	Remediation Project or Program Manager	68 / 37%
2	Remediation Executive (Regional Manager, Director or higher)	35 / 19%
3	Support & Administration	26 / 14%
4	Remediation Professional (Staff level)	18 / 10%
5	Finance or Accounting	15 / 8%
6	Other	10 / 5%
7	IT	9 / 5%
8	Analyst/Data Scientist/GIS	2 / 1%

3. How many years of professional experience do you have?

185 out of 185 people answered this question

1	15 - 25	74 / 40%
2	>25	56 / 30%
3	6 - 15	42 / 23%
4	0 - 5	13 / 7%

4. Do you currently - or have you ever - used business intelligence (BI) software as a part of your job function?

185 out of 185 people answered this question

1	No	119 / 64%
2	Yes	66 / 36%

5. Please rate your level of familiarity with BI software.

66 out of 185 people answered this question



5.79 Average rating

1	☆☆☆☆☆	14 / 21%
2	☆☆☆☆☆	13 / 20%
3	☆☆☆	9 / 14%
4	☆☆☆☆	8 / 12%
5	☆☆☆☆☆☆☆☆	7 / 11%
6	☆☆☆☆☆☆☆☆	7 / 11%
7	☆☆☆☆☆☆☆☆☆☆	5 / 8%
8	☆☆☆☆☆☆☆☆☆☆	2 / 3%
9	☆☆	1 / 2%

A-1. What is the level of importance of BI in your role ?

48 out of 185 people answered this question

1	Extremely high	20 / 42%
2	Somewhat important	11 / 23%
3	Not that important	3 / 6%

A-2. How do you access BI tools today?

48 out of 185 people answered this question

1	I predominantly use spreadsheets	17 / 35%
2	Our IT department provides them as part of our tool suite	16 / 33%
3	I have other people do it for me	9 / 19%
4	I use BI applications that I researched and found independently	6 / 13%

A-3. How does BI help your organization the most today?

48 out of 185 people answered this question

1	Understanding "what" will happen (Insight/Foresight)	19 / 40%
2	Understanding "what" happened (Hindsight)	10 / 21%
3	Understanding "how" you can make something happen (Foresight)	4 / 8%
4	Understanding "why" something happened (Insight)	4 / 8%
5	Understanding	1 / 2%

A-4. How could BI help your organization the most in the future?

48 out of 185 people answered this question

1	Understanding "how" you can make something happen (Foresight)	23 / 48%
2	Understanding "what" will happen (Insight / Foresight)	16 / 33%
3	Understanding "why" something happened (Insight)	7 / 15%
4	Understanding "what" happened (Hindsight)	1 / 2%

A-5. Which of these scenarios best describes why you use BI today?

48 out of 185 people answered this question

1	In addition to the above, I will perform limited exploration so I can drill down and do some further analysis. I use some basic data visualization.	20 / 42%
2	I need to analyze data and present information to others in visual formats such as heat-maps, scatter plots, geographical maps, trend charts, etc.	14 / 29%
3	I need to produce recurring reports of well-defined data. Data consistency is key. Data visualization is not that important.	6 / 13%
4	I do one-time analyses on data sources and measures that are not pre-defined - including statistical analysis (ad-hoc analysis and reporting).	3 / 6%
5	I want someone else to create and publish my reports and dashboards.	1 / 2%

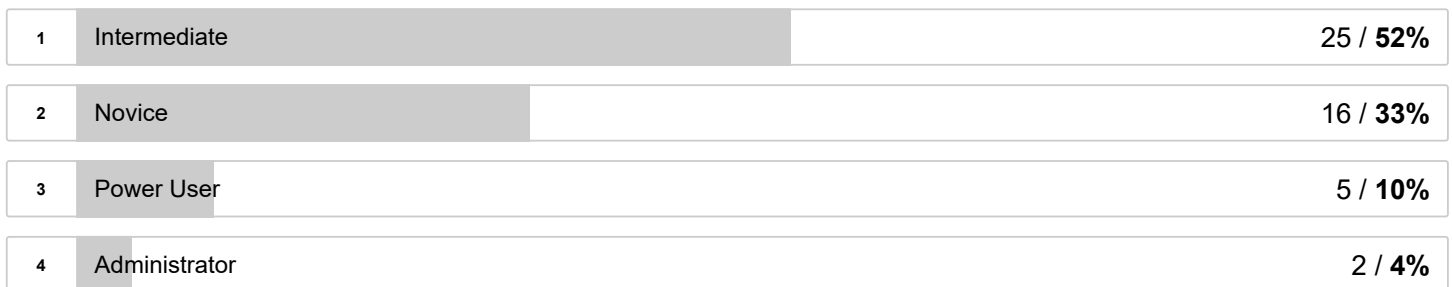
A-6. How frequently do you use BI/Reporting tools today?

48 out of 185 people answered this question



A-7. What do you consider your skill level in using BI and reporting tools?

48 out of 185 people answered this question



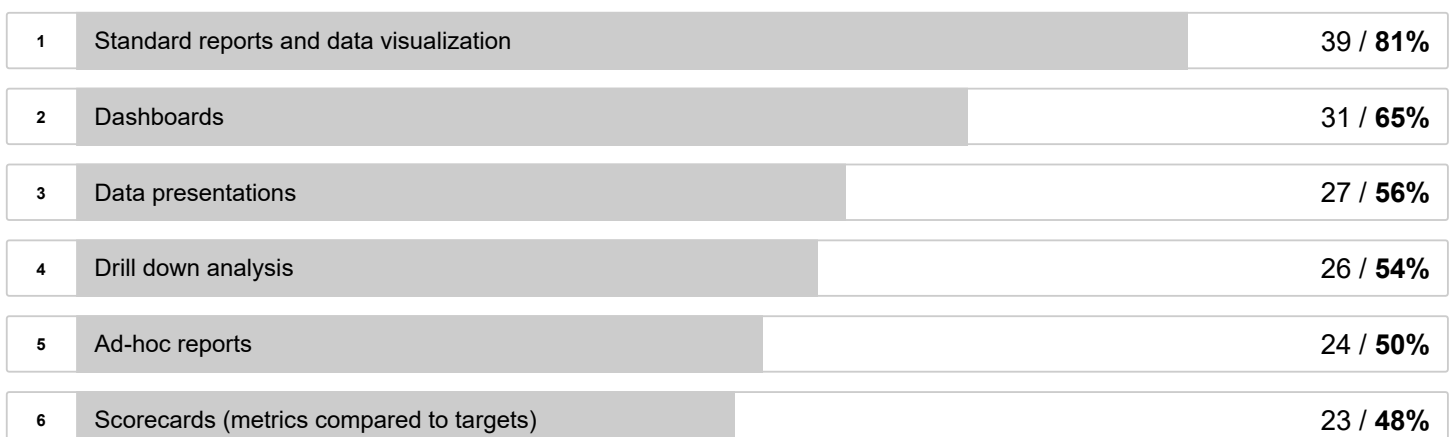
A-8. If I had easier-to-access and easier-to-use BI tools to use with my data, I would...

48 out of 185 people answered this question



A-9. Choose the BI features that you currently use, or would use the most:

48 out of 185 people answered this question



7	Statistical analysis	22 / 46%
8	Cross-tab analysis	17 / 35%
9	Predictive analysis	16 / 33%
10	Date exploration	12 / 25%
11	Other	2 / 4%

A-10. Describe your data source(s)

48 out of 185 people answered this question

1	Excel or other spreadsheet software	34 / 71%
2	Local or Hosted Database System	31 / 65%
3	Other applications such as ENFOS	31 / 65%

B-1. What software package(s) does your organization currently utilize to perform data analysis for the purpose of making business decisions?

137 out of 185 people answered this question

1	Microsoft Excel (or similar)	112 / 82%
2	SQL Tools, PGAdmin (or similar query tool)	31 / 23%
3	None	13 / 9%
4	Other	12 / 9%

B-2. What are the primary reasons for your organization not using a BI solution?

137 out of 185 people answered this question

1	We are currently using BI, I'm just not heavily involved with it.	54 / 39%
2	Lack of internal expertise	38 / 28%
3	No perceived business value	23 / 17%
4	Other	20 / 15%
5	Cost	18 / 13%


6. Whats the perceived value of a BI solution in your organization?

185 out of 185 people answered this question



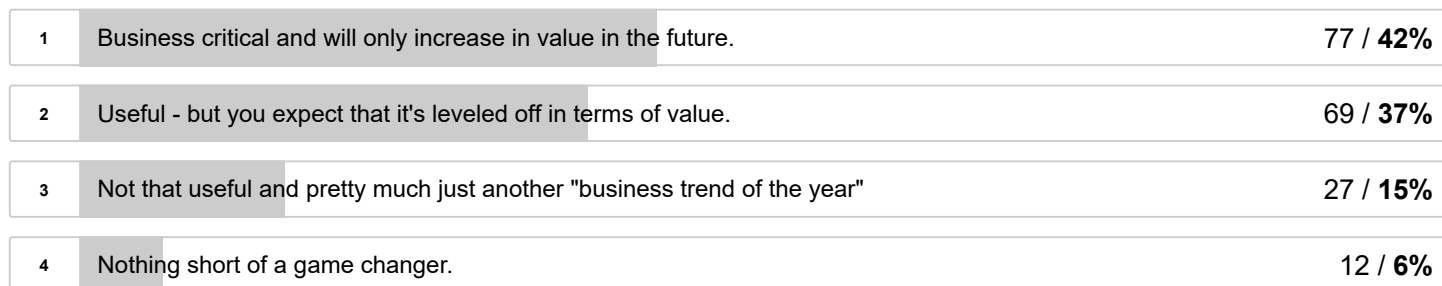
7. Describe the level of BI adoption in your organization:

185 out of 185 people answered this question



8. In your opinion, what level of importance does BI hold in the remediation industry?

185 out of 185 people answered this question



9. How often do you believe users in your organization would utilize BI features if they were implemented within the ENFOS Application?

185 out of 185 people answered this question



5	Every day	20 / 11%
6	Once a week	18 / 10%

10. Would your organization perceive the addition of BI features within the ENFOS application as a value-add?

185 out of 185 people answered this question

1	Not sure	114 / 62%
2	Yes	59 / 32%
3	No	12 / 6%

Remedial Technology Performance

185 out of 185 people answered this question



2.29 Average rating

1	☆☆☆	89 / 48%
2	☆☆	60 / 32%
3	☆	36 / 19%

Overall Project Performance

185 out of 185 people answered this question



2.42 Average rating

1	☆☆☆	96 / 52%
2	☆☆	70 / 38%
3	☆	19 / 10%

Overall Portfolio Performance

185 out of 185 people answered this question



2.43 Average rating

