

PLANNING A COLLEGE VISIT

Visiting prospective schools should be a fun and exciting part of your search for the best college for you. Here are seven tips to help you plan.

1 DECIDE WHERE AND HOW

Plan a visit to nearby schools first. Check with your guidance office to see if they offer group tours. Visit with several friends and share the driving. Incorporate a college tour during a family vacation. If you can, visit your top school last and apply what you've learned during previous tours.

2 PREPARE

Call the college's admission office to schedule a formal tour. Ask about the best time to visit. Get a map online and highlight places on campus you want to see. Visit the school's website so you won't waste time asking basic questions on your visit.

3 TAKE YOUR OWN TOUR

Spend some time outside the school's tour. Wander around and get a feel for the campus. Talk with current students. Eat a meal or grab a snack at an off-campus restaurant and ask the wait staff what they think about the campus and the surrounding town or city.

4 EXPLORE THE FACILITIES

Ask a student for the best place to eat lunch. Visit the library. Check out the gym, the theater, and any areas you consider important. Ask to tour a dorm and a classroom. Hang out where students gather. Can you picture yourself there? What's most exciting? Is anything "off" or lacking?

5 CONNECT





Talk to current students. Ask people what they like best about the school and being a college student. Arrange a meeting with someone in your potential major to get a feel for the program and your chances of getting admitted. Meet with an admissions counselor for advice on improving your chances of admission and financial aid tips.

6 TAKE NOTES AND PHOTOS

You'll want to remember all the details, and your memory can only hold so much. Record your feelings as you explore. What is most exciting? What didn't you like? Are there things you'd like to explore in more detail? Take plenty of pictures, too. Turn this over for a quick scorecard that will help you compare up to five schools.

7 WHAT NOT TO DO

Don't skimp on preparation. Don't wait until you arrive on campus to make reservations and appointments or to connect with school administrators and staff. Don't pretend to know it all. Asking honest questions with some enthusiasm can reveal useful information.



Campus Visit Score Card

Write in ratings from one (low) to five (high) for each category for up to five schools

1 **2** **3** **4** **5**

Campus	<input type="radio"/>	<input type="radio"/>	<input type="radio"/>	<input type="radio"/>	<input type="radio"/>
Dorms	<input type="radio"/>	<input type="radio"/>	<input type="radio"/>	<input type="radio"/>	<input type="radio"/>
Classes	<input type="radio"/>	<input type="radio"/>	<input type="radio"/>	<input type="radio"/>	<input type="radio"/>
Library	<input type="radio"/>	<input type="radio"/>	<input type="radio"/>	<input type="radio"/>	<input type="radio"/>
Food	<input type="radio"/>	<input type="radio"/>	<input type="radio"/>	<input type="radio"/>	<input type="radio"/>
Fitness Center	<input type="radio"/>	<input type="radio"/>	<input type="radio"/>	<input type="radio"/>	<input type="radio"/>
Social Life	<input type="radio"/>	<input type="radio"/>	<input type="radio"/>	<input type="radio"/>	<input type="radio"/>
Overall	<input type="radio"/>	<input type="radio"/>	<input type="radio"/>	<input type="radio"/>	<input type="radio"/>

Contacts

Notes