



## 400 SERIES™ HIGH-TEMPERATURE DUCT SMOKE DETECTOR

### DESCRIPTION

System Sensor (Fike P/N 67-1049) provides a higher temperature range than standard duct detectors for installation in extreme environments. The 67-1049 samples air currents passing through a duct to provide dependable performance for management of fans, blowers, and air conditions systems. The twist-in, twist-out, P/N 02-11493, High-Temperature ionization detector head allows easy removal for quick cleaning, maintenance, and replacement without removing the duct housing.



### SPECIFICATIONS

Length:	14.5" (36.8 cm)
Width:	5" (12.7 cm)
Depth:	4" (10.2 cm)
Weight:	4.5 lbs (2.0 kg)
Operating Temperature Range:	32° to 158°F (0° to 70°C)
Operating Humidity Range:	10% to 93% relative humidity
Air Duct Velocity:	500 to 4000 ft./min.
Voltage:	24VAC/VDC or 120/220 VAC

### APPROVALS

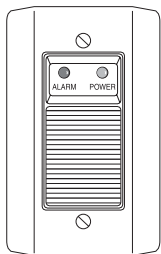
- UL Listed - S911 (67-1049)
- UL Listed - S4011 (02-11490)
- UL Listed - S2522 (02-4998, 02-3869, 02-3868)
- UL Listed - S3593 (20-130-134)

### ARCHITECTURAL/ENGINEERING SPECIFICATIONS

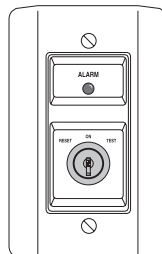
The air duct smoke detector shall be a System Sensor Model (Fike P/N 67-1049) Series Duct Smoke Detector. The detector shall be UL listed per UL 268A, standard for Smoke Detectors for Duct Applications, specifically for use in air handling systems. The detector shall operate at air velocities from 500 feet per minute to 4000 feet per minute. The detector shall have an operating temperature range of 32°F to 150°F. The detector housing shall be equipped with an integral mounting base capable of accommodating ionization detector heads. It shall be capable of local testing via magnetic switch or remote testing using P/N 02-4998 or P/N 02-3869 Remote Test Station. The duct detector housing shall incorporate an airtight smoke chamber in compliance with UL 268A. The housing shall be capable of mounting to rectangular or round ducts up to 12' wide without adapter brackets. An integral filter system shall be included to reduce dust and residue effects on detector and housing, thereby reducing maintenance and servicing. Sampling tubes shall be installed after the housing is mounted to the duct by passing through the duct housing. Terminal connections shall be of the strip and clamp method suitable for 14-18 AWG wiring.

### ACCESSORIES

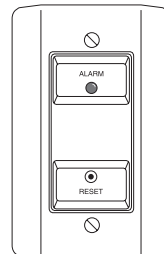
System Sensor provides system flexibility with a variety of accessories, including two remote test stations, and several different means of visible and audible system annunciation. As with our duct detectors, all duct detector accessories are UL listed.



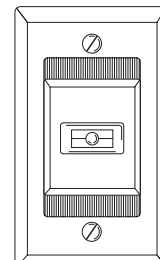
P/N 02-11490  
Piezo Annunciator  
(UL S4011)




P/N 02-4998  
Remote Test Station  
with Key (UL S2522)



P/N 02-3869  
Remote Test Station  
(UL S2522)



P/N 02-3868  
Remote Annunciator  
(UL S2522)



P/N 20-130-134  
Mini-Alert Sounder  
(UL S3593)

ELECTRICAL RATINGS - P/N 67-1049

Power Supply Voltage	20-29 VDC	24 VAC 50-60 Hz	120 VAC 50-60 Hz	220/240 VAC 50-60 Hz
<b>Current Requirements (Using No Accessories)</b>				
Max. Standby Current	25 mA	35 mA RMS	20 mA RMS	20 mA RMS
Max. Alarm Current	95 mA	55 mA RMS	55 mA RMS	30 mA RMS
<b>Contact Ratings</b>				
Alarm Initiation Contacts (SPST)	2.0A @30 VAC/DC (0.6 power factor)			
Alarm Auxiliary Contacts (DPDT)	10A @ 30 VDC 10A @ 250 VAC			
Trouble Contacts (SPST)	0.3 @ 32 VDC (resistive)			

Accessory Current Loads @ 24 VDC			
Fike P/N	Device	Standby	Alarm
02-11490	APA451	12mA MAX	30mA MAX
20-130-1341	PA400	0mA	15mA MAX
02-3868	RA400Z	0mA	7mA MAX
02-3869	RTS451	0mA*	7.5mA MAX
02-4998	RTS451KEY	0mA*	7.5mA MAX

**\*Note:** When initiating an alarm, Fike P/N 02-4998 require 103mA in alarm. Nominal standby current is 0mA. Alarm current is 8 mA maximum when test magnet is removed.

**Note:** Accessories are only rated to 120°F and must be installed indoors.

Any combinations of accessories may be used such that the given current loads total: 100mA or less in the standby state; 150mA or less in the alarm state.

ORDERING INFORMATION

Fike P/N	Mfg. P/N	Description
67-1049	DH400ACDCIHT	4-wire ionization high-temperature duct smoke detector
02-11493	1451DHHT	Replacement ionization high-temperature sensor head
02-3721	ST-1.5	Metal sampling tube duct widths 1'-2'
02-3722	ST-3	Metal sampling tube duct widths 2'-4'
02-3723	ST-5	Metal sampling tube duct widths 4'-8'
02-3724	ST-10	Metal sampling tube duct widths 8'-12'
02-4677	P48-21-00	End cap for metal sampling tubes
02-11490	APA451	Annunciator with piezo alarm and power LEDs
02-4998	RTS451KEY	Remote test station with key
02-3869	RTS451	Remote test station
20-130-134	PA400	Piezo sounder
02-3868	RA400Z	Remote annunciator alarm LED
02-11486	CRT400	Ion cover removal tool
02-11494	F36-05-00	Replacement air filters (two per package)
02-3727	MOD400R	Sensitivity test module
02-11487	M02-04-01	Test magnet
02-11482	RS14	Ion replacement screen
02-11495	A2650-01	Replacement installation kit (mounting hardware)

