

## Electric Manual Pull Station

### Features

- UL Listed/FM Approved
- Approved for ADA
- Dual action
- Die-cast metal construction
- Terminal block
- Optional auxiliary contacts
- Flush mounts on single gang box
- Surface mount back box available
- Weatherproof back box available
- High-gloss red enamel finish
- Customized labels
- Keyed to match AUTOPULSE® control units

### Applications

The Electric Manual Pull Station is a cost-effective, feature-packed, non-coded manual fire alarm pull station. It was designed to meet multiple applications with the installer and end-user in mind.

The pull station provides the AUTOPULSE control panels with an alarm initiating input signal. Its innovative design, durable construction, and multiple mounting options make the pull station simple to install, maintain, and operate.

### Description

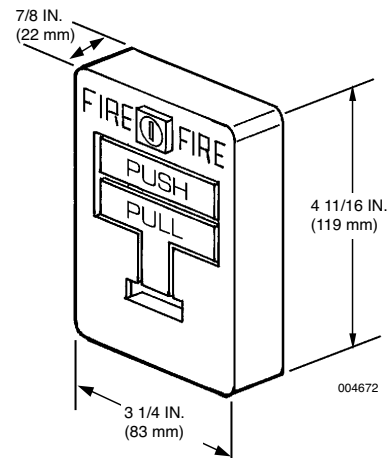
The Electric Manual Pull Station is a high-quality, die-cast metal, dual action fire alarm pull station available with a SPST, DPST or DPDT switch with terminal strip connections. The contacts are rated for 1 Amp at 30 VDC. Gold plating on the contacts avoid the risk of corrosion. All models in the series have been tested by UL for compliance to the latest requirements of the American with Disabilities Act (ADA).

The Electric Manual Pull Station is operated by pushing in the top bar and pulling the handle on the front of the station

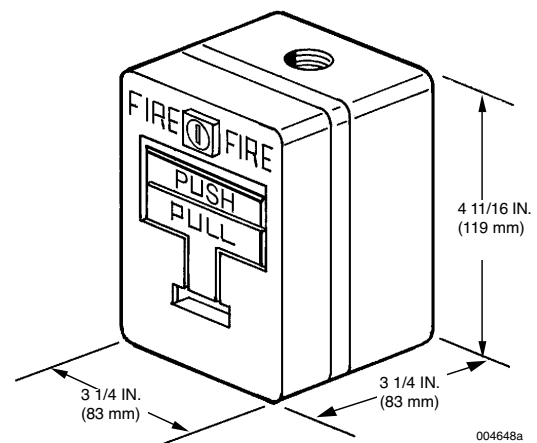
- ▶ as far down as it will go. At this point, the handle locks into
- ▶ place and is easily visible from up to 50 ft. (15 m). Opening the station with the key, placing the handle in the normal upright position and re-locking the station resets the pull station.

- ▶ The addressable ready pull station comes with a bracket on the back for securing the FMM-101 Mini Monitor Module, Part No. 428098 (sold separately). The terminal block provides clamping plates for easy connection to the SLC loop and N.O. switch contacts. An end-of-line resistor for the AUTOPULSE IQ-301 and AUTOPULSE IQ-396X is factory
- ▶ installed across the switch contacts.

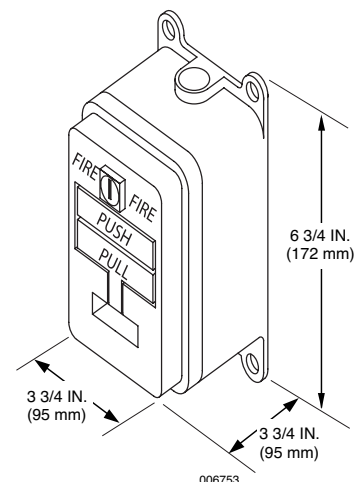
### STANDARD PULL STATION



### WEATHERPROOF PULL STATION



### PULL STATION



## TECHNICAL INFORMATION

### Conventional

Switch Ratings: . . . . . 1 A @ 30 VDC  
 1 A @ 120 VAC

Switch Type: . . . . . SPST or DPST

Terminal Size: . . . . . Up to 14 AWG

Color: . . . . . Red with raised white letters, white  
 PUSH/PULL HANDLES with raised red letters

Weather Proof with Weather Proof Back Box . . . NEMA 3R

### Explosion-proof

Switch Ratings: . . . . . 1 A @ 30 VDC,  
 10 A @ 120 VAC

Switch Type: . . . . . DPDT

Terminal Size: . . . . . Up to 14 AWG

Humidity: . . . . . 90% Relative at 100 °F (37.7 °F)

Explosion Hazard Classifications: . Class I Groups B, C, D;  
 Class II Groups E, F, G; Class III

Weatherproof Classifications: . . . . . NEMA Type 4X

Other Classifications: . . . . . UL Marine Listing

Conduit Fittings: . . . . . 2

Conduit Fitting Size: . . . . . 3/4 in. – 14 NPT

Color: . . . . . Red with raised white letters, white  
 PUSH/PULL handles with raised red letters

## LISTINGS AND APPROVALS\*

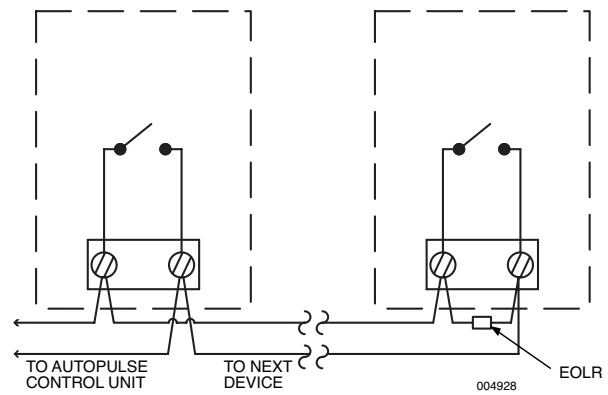
- ▶ UL . . . . . S5654
- ▶ UL (Explosion-proof Model) . . . . . E 192508
- ULC . . . . . Listed
- Factory Mutual . . . . . Approved
- California State Fire Marshal (CSFM) . . . . . 7150-1408:107
- MEA . . . . . 382-94-E

\* Listings and Approvals are under Signal Communications Corporation

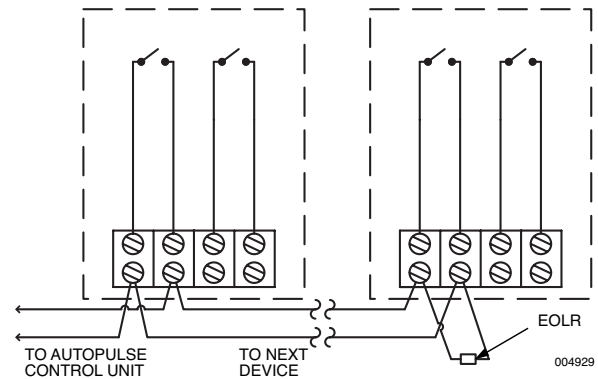
## ORDERING INFORMATION

Part No.	Description	Shipping Weight	
		lb.	(kg.)
428655	Manual Pull Station, SPST	1	(0.45)
428656	Manual Pull Station, DPST	1	(0.45)
428657	Explosion Proof Manual Pull Station	1	(0.45)
▶ 428658	Manual Pull Station, Addressable Ready	1	(0.45)
428659	Weatherproof Back Box	1	(0.45)
428660	Surface Back Box	1	(0.45)
428661	Break Rod	1	(0.45)
418336	Key	1	(0.45)
428654	Label Packet	1	(0.45)

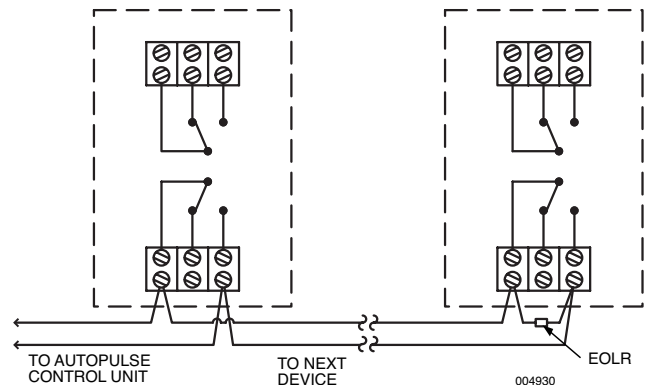
WIRING – SPST PULL STATION



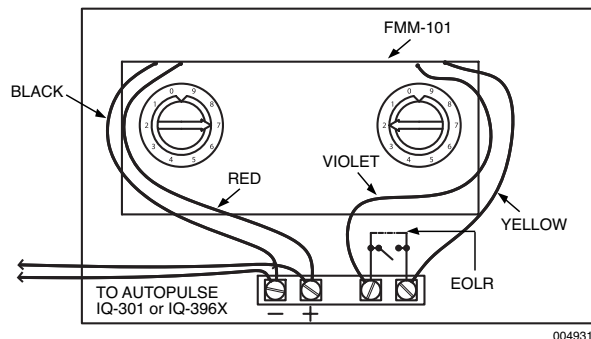
WIRING – DPST PULL STATION



WIRING – EXPLOSION PROOF PULL STATION



WIRING – ADDRESSABLE READY PULL STATION



ANSUL and AUTOPULSE are trademarks of Ansul Incorporated or its affiliates.