

## DCP-FRCME-4 - FAST RESPONSE CONTACT MODULE



SPECIFICATIONS	
Supply Voltage (S-SC)	25.3 ~ 39 VDC
Average Current Consumption	550µA (Typical) 660µA (Alarm)
Programmable Input	Monitoring Inputs
EOL Device	10K ohms Resistor
Max. Quantity Per Loop	127
Dimensions	4.2"W x 4.7"H x 1.4"D
Operating Temperature	32°F (0°C) ~ 120°F (49°C)
Mounting	4" square electrical box
Relative Humidity	90% RH Non-Condensing

### STANDARD FEATURES

- UL 864 9th Edition Listed
- Single input contact monitor
- Fast, reliable contact monitoring utilizing the Hochiki **DCP** (Digital Communications Protocol)
- 127 devices can be used per **DCP** loop
- Bi-colored indicating LED provides module status
- Can be programmed to monitor Normally Open (NO) or Normally Closed (NC) contacts
- Operates on Class A or Class B SLC loop
- Accepts up to 14 AWG wire





### DESCRIPTION

The Hochiki DCP-FRCME-4 Fast Response Contact Monitoring Modules are designed to be used with pull stations, water flow switches, and other applications requiring the monitoring of dry contact devices. The interrupt driven Digital Communications Protocol (DCP) combines maximum communication reliability and fast response to emergency conditions. The DCP-FRCME-4 contact monitoring module does not require a separate 24 VDC power source.

Each addressable contact monitoring module is programmed with its own unique Signaling Line Circuit (SLC) loop address. The device address is electrically programmable and stored in onboard EEPROM. Up to 127 devices can be placed on the Hochiki DCP SLC loop. The module supervises the wiring to the contact with an End Of Line (EOL) resistor. It can be programmed to monitor Normally Open (NO) or Normally Closed (NC) contacts. If a fault condition occurs in the wiring, the module sends a trouble status signal to the fire alarm control panel. When a change of status (contact changes state) is sensed by the DCP-FRCME-4, it sends an interrupt to the control panel indicating that an alarm has occurred.

The **DCP-FRCME-4** is mounted to a cover plate for a 4" square or double gang junction box. It contains a visible bi-colored indicating LED to provide module status.

**PRODUCT LISTINGS**

<p><b>SIGNALING</b></p> 		 <p>California State Fire Marshal 7300-0410:150</p>
<p><b>MEA</b> 284-91-E Vol. IV</p>		

Specifications subject to change without notice.

Continued on back.

### Hochiki America Corporation

7051 Village Drive, Suite 100 Buena Park, CA 90621-2268  
 Phone: 714/522-2246 Fax: 714/522-2268  
 Technical Support: 800/845-6692 or technicalsupport@hochiki.com

Find latest revision at [www.hochiki.com](http://www.hochiki.com)



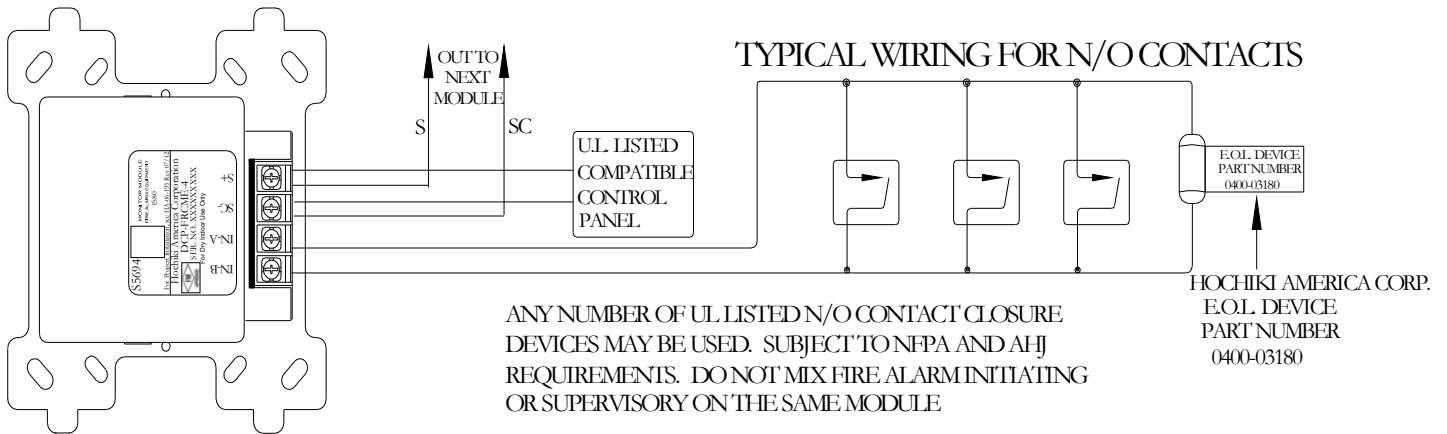
# ENGINEERING SPECIFICATIONS

The contractor shall furnish and install where indicated on the plans, addressable contact monitoring modules Hochiki DCP-FRCME-4. The modules shall be UL listed and compatible with the Hochiki Digital Communication Protocol (DCP) supporting control panel. The device address shall be electrically programmable and stored in EEPROM.

The DCP-FRCME-4 shall be supplied with a plastic face plate and shall be suitable for mounting to a 4" square or double gang electrical back box. The DCP-FRCME-4 shall provide a monitor LED that is visible through the face plate.



Back side of FRCME-4



ALL CIRCUIT ARE SUPERVISED AND INHERENTLY POWER LIMITED