

WHDR™ Cylinder Mounting Brackets



A UTC Fire & Security Company

Effective: June 2010
K-87-004

FEATURES

- For Use in WHDR Commercial Cooking Fire Suppression Systems

DESCRIPTION

Kidde WHDR cylinder and valve assemblies must be mounted in a clean, dry, protected area within the listed system operating temperature range, 0°F to 120°F (-18°C to 49°C). Cylinders must be mounted so as not to be exposed to process or fire temperatures in excess of 120°F (49°C).

There are five (5) mounting brackets available for use with Kidde WHDR cylinders. Brackets must be mounted vertically with the WHDR cylinder and valve assembly in the upright position. A shelf bracket is required for use with the WHDR-600 cylinder and valve assembly. Wall mount brackets are available for use with all other cylinders.

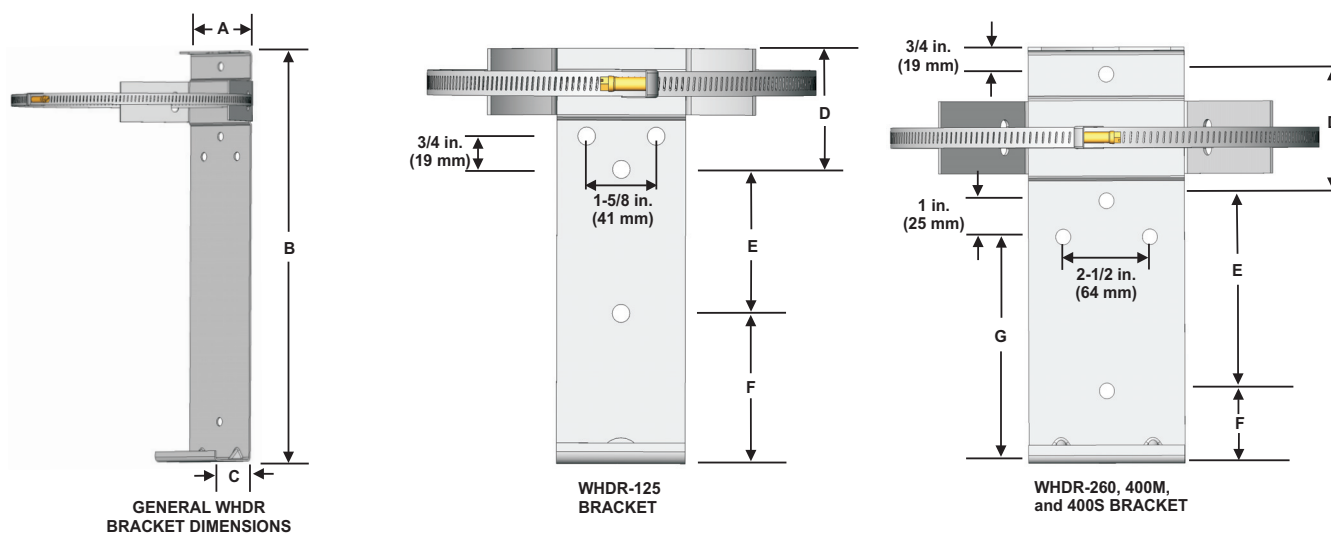


Figure 1. Wall Mount Brackets for WHDR-125, WHDR-260, WHDR-400S, WHDR-400M

Table 1. Wall Mount Bracket Dimensions and Installation Specifications

Cylinder Model	Bracket P/N	Dimensions							Cylinder Diameter in. (mm)
		A in. (mm)	B in. (mm)	C in. (mm)	D in. (mm)	E in. (mm)	F in. (mm)	G in. (mm)	
WHDR-125	60-9197430-000	3 (76)	9-3/8 (238)	1-3/8 (35)	2 (51)	3-1/4 (83)	3-3/8 (86 mm)	—	8 (203)
WHDR-260	60-9197263-000	4-1/2 (114)	12 (305)	2-1/2 (64)	3-1/2 (89)	3-3/4 (95)	3 (76)	5-1/4 (133)	9 (230)
WHDR-400S	60-9197414-000	4-1/2 (114)	20-1/2 (521)	2-1/2 (64)	3-1/2 (89)	13-1/4 (337)	2 (51)	11-1/4 (286 mm)	12-1/4 (311)
WHDR-400M	60-9197415-000	4-1/2 (114)	11-1/2 (290)	2 (51)	3-1/2 (89)	3-3/4 (95)	4-1/4 (108)	4-1/4 (108)	10 (254)

SHELF BRACKET, P/N 87-100013-001

The shelf bracket is required for use with the WHDR-600 cylinder and valve assembly (see Figure 2). It can also be used as an alternative to the standard wall mount bracket for the WHDR-400M cylinder and valve assembly. The shelf bracket can be used for wall or floor mounting of cylinders.

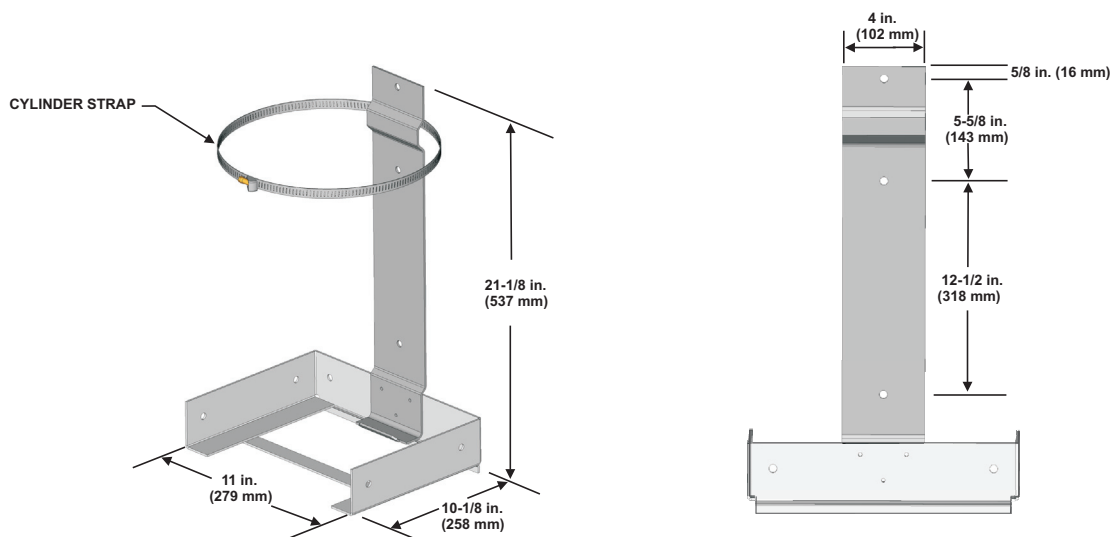


Figure 2. Shelf Bracket for WHDR-600 and WHDR-400M

Table 2. Shelf Bracket Applications

Cylinder Model	Bracket P/N	Cylinder Diameter
WHDR-600	87-100013-001	10 in. (254 mm)
WHDR-400M		

FLOOR MOUNT BRACKET KIT, P/N 87-100010-001

A floor mount bracket kit is used for mounting the WHDR-600 or WHDR-400M cylinder to the floor (see Figure 3). The shelf bracket, P/N 87-100013-001, must be used in conjunction with the floor mount bracket kit, which prevents direct floor contact with the cylinder to minimize potential damage.

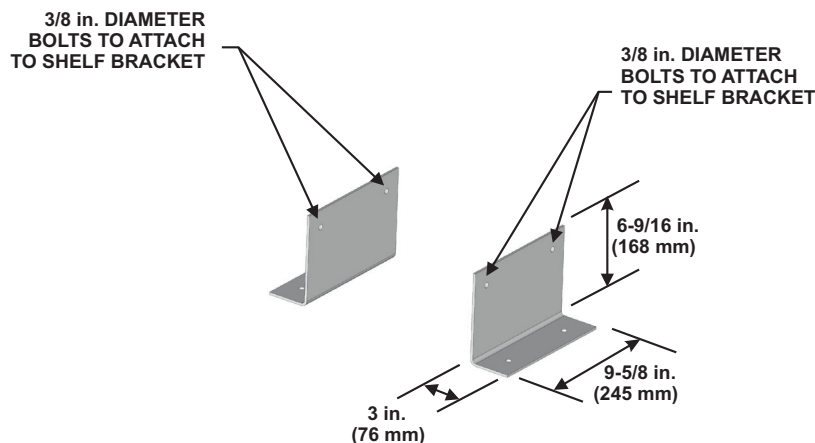


Figure 3. Floor Mount Bracket Kit, P/N 87-100010-001

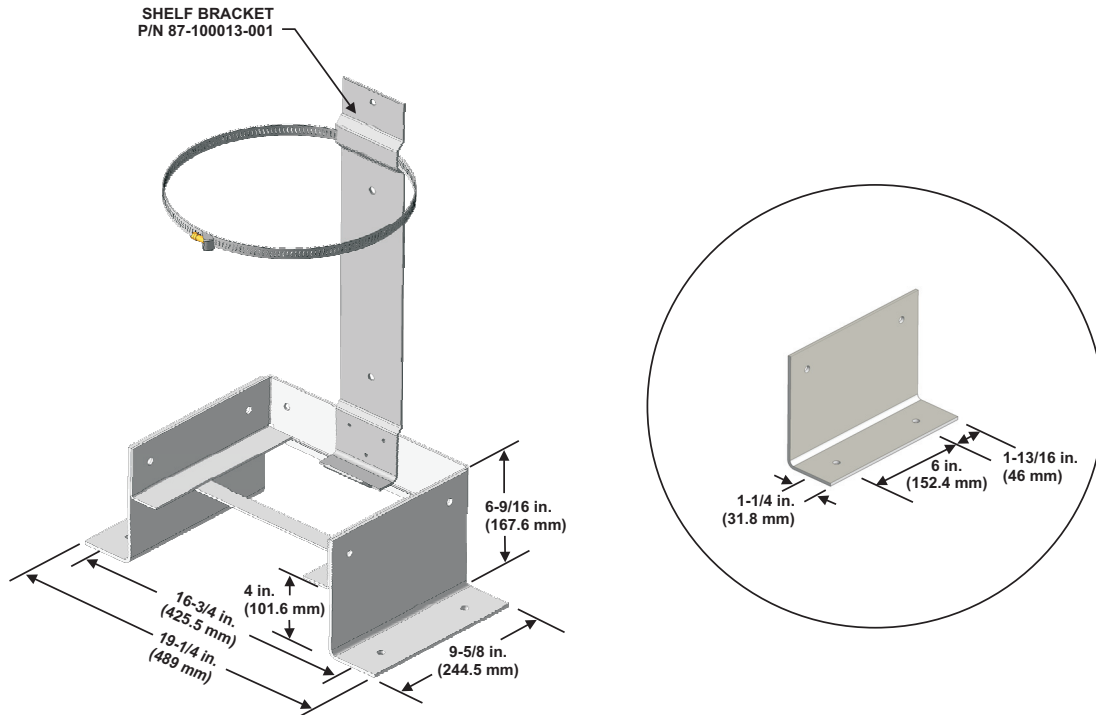


Figure 4. Floor Mount Bracket Kit Attached to Shelf Bracket

Table 3. ORDERING INFORMATION

Description	Part Number
WHDR-125 Wall Mount Bracket	60-9197430-000
WHDR-260 Wall Mount Bracket	60-9197263-000
WHDR-400S Wall Mount Bracket	60-9197414-000
WHDR-400M Wall Mount Bracket	60-9197415-000
WHDR-600 and WHDR-400M Shelf Bracket	87-100013-001
Floor Mount Kit for use with Shelf Bracket (for WHDR-600 and WHDR-400M)	87-100010-001

Kidde is a registered trademark of Kidde-Fenwal, Inc.
WHDR is a trademark of Kidde-Fenwal, Inc.

This literature is provided for informational purposes only. KIDDE-FENWAL, INC. assumes no responsibility for the product's suitability for a particular application. The product must be properly applied to work correctly. If you need more information on this product, or if you have a particular question, contact KIDDE-FENWAL, INC., Ashland, MA 01721. Telephone: (508) 881-2000.



A UTC Fire & Security Company

400 Main Street
Ashland, MA 01721
Ph: 508.881.2000
Fax: 508.881.8920
www.kiddefiresystems.com