



Italy: COVID-19 Updates

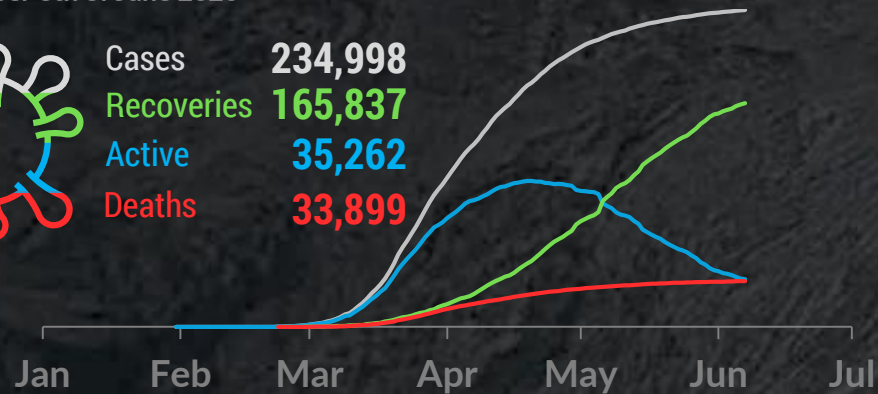
POWERED BY **infomineo**

EPIDEMIOLOGICAL INFO

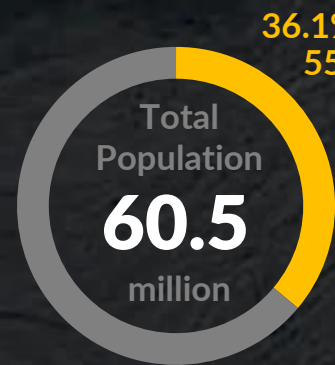
Data as per 6th of June 2020



Cases **234,998**
 Recoveries **165,837**
 Active **35,262**
 Deaths **33,899**



DEMOGRAPHICS AND MITIGATION MEASURES



Average age **47.3**
 #days from case-1 **129**
 Curfew imposed **REMOVED**
 Absolute (US\$ bn) **542**
 % of GDP **27.3%**
 Total pledged funds

HC SYSTEM CAPACITY

HC spending per capita (US\$) **3,541**
 C19 health crisis equipment (Yearly import) **27 bn**

3.2 Beds
0.08 ICU
4 Doctors
5.8 Nurses
 per 1,000 population

IMPACT ON EXPECTED GDP GROWTH

Short Term - Q1 (QoQ)

ISTAT, MEF

PreCovid (%) **0.75**
 Outlook Change (GDP %) **(-6.05)**
 Current (%) **-5.3**

GDP opportunity loss
US\$ 28.7 bn

Medium Term - Q2 (QoQ)

ISTAT, MEF

Pre-Covid (%) **0.16**
 Outlook Change (GDP %) **(-10.7)**
 Post-Covid (%) **-10.5**

GDP opportunity loss
US\$ 76.5 bn

Long Term - 2020 & 2021

IMF


Pre-Covid (%) Outlook Change (GDP %) Current (%)

2020 YoY	0.5	(-9.6)	-9.1
2021 YoY	0.8	(4)	4.8

IMPACT ON TRADE AND BUSINESS ENVIRONMENT

Q1 change, YoY, ISTAT, OECD


Total Q1 trade loss **US\$ 2.4bn**



72% Italian SMEs directly affected by crisis due to drop in demand

IMPACT BY SECTOR

Annual direct Gross Value Added loss, YoY, ISTAT



MAIN MACRO INDICATORS

2020, IMF Outlook Apr..2020

12.7 Unemployment (%)
0.2 Inflation average consumer prices (Δ%)
-8.3 Government net lending/borrowing (GDP %)
3.1 Current account balance (GDP %)