



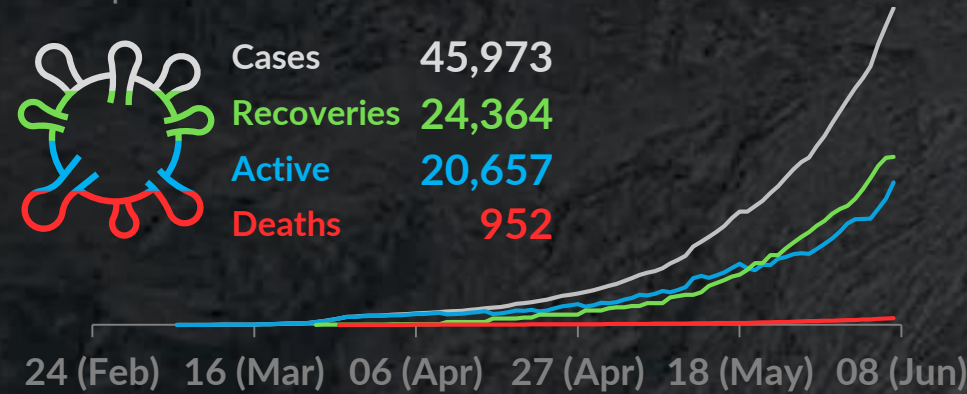
# South Africa: COVID-19 Updates

POWERED BY **infomineo**

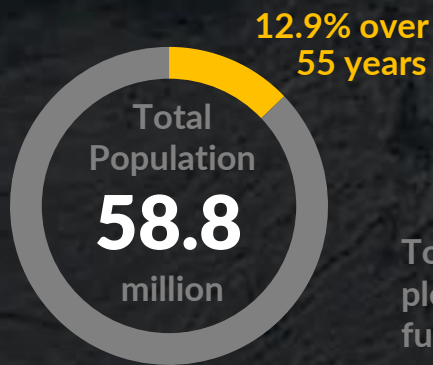
## EPIDEMIOLOGICAL INFO

Data as per 8th of June 2020


**Cases** 45,973  
**Recoveries** 24,364  
**Active** 20,657  
**Deaths** 952









## DEMOGRAPHICS AND MITIGATION MEASURES



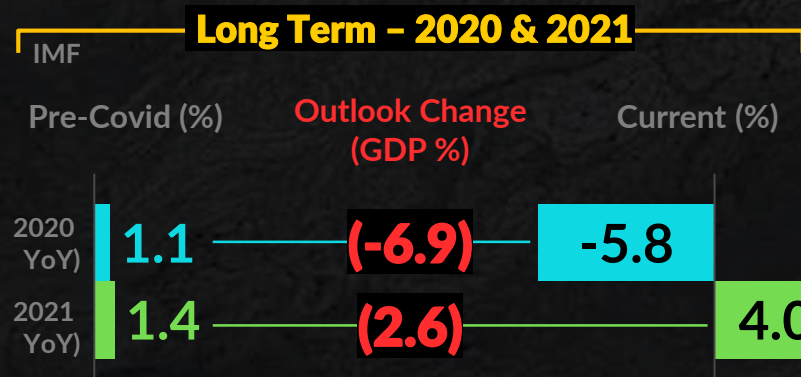
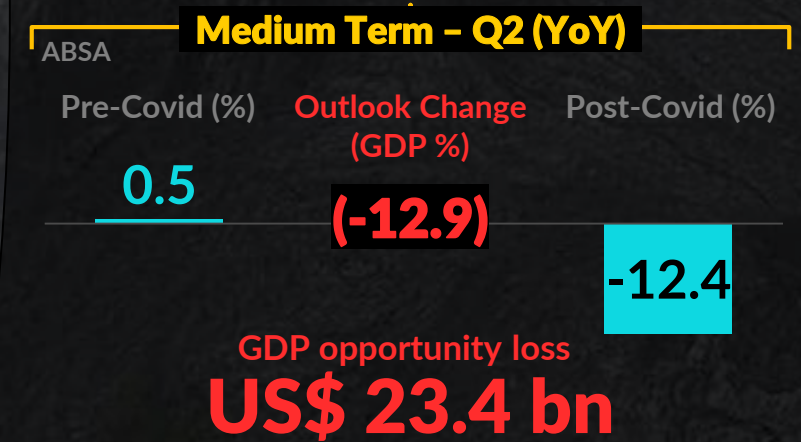
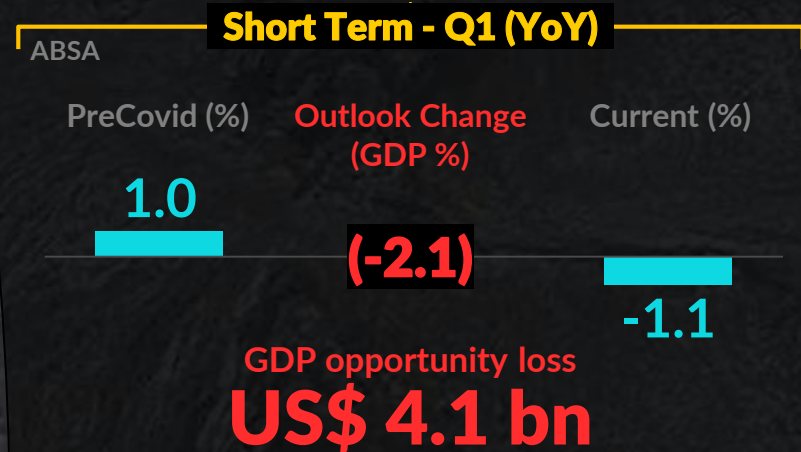
**Average age** 27.6  
**#days from case-1** 93  
**Curfew imposed** YES  
**Total pledged funds** }  
**Absolute (US\$)** 27 bn  
**% of GDP** 8%

## HC SYSTEM CAPACITY

 **HC spending per capita (US\$)** 1,207  
 **C19 health crisis equipment (Yearly import, US\$)** 4.15 bn

**1.8** **0.12** **0.32** **1.4**  
 **Beds**  **ICU**  **Doctors**  **Nurses** }  
 per 1,000 population

## IMPACT ON EXPECTED GDP GROWTH



## IMPACT ON TRADE


YoY Exports Loss, Moody's



 **Low external demand is likely to put demand for agricultural exports under high pressure**  
 **South African exporting sectors will see a lowering demand in the medium to long term**

## IMPACT BY SECTOR

2020 annual direct added value loss, YoY, SA-TIED estimation



## MAIN MACRO INDICATORS

2020, IMF

**35.3** **2.4** **-13.3** **0.2**  
 Unemployment (%) Inflation average consumer prices (Δ%) Government net lending/borrowing (GDP %) Current account balance (GDP %)