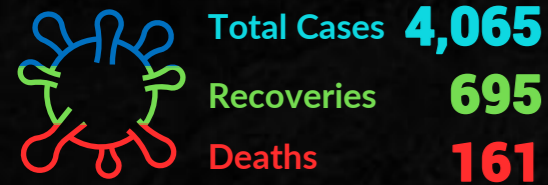




Morocco: COVID-19 Updates

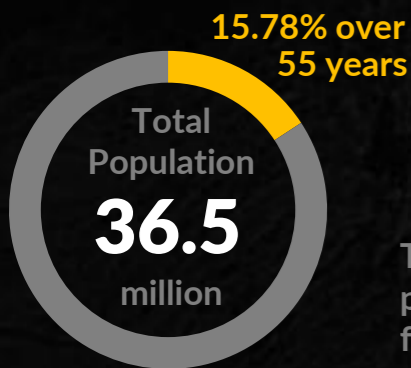
EPIDEMIOLOGICAL INFO

Data as per 27th of April 2020



24-Feb 09-Mar 23-Mar 06-Apr 20-Apr 04-May

DEMOGRAPHICS AND MITIGATION MEASURES



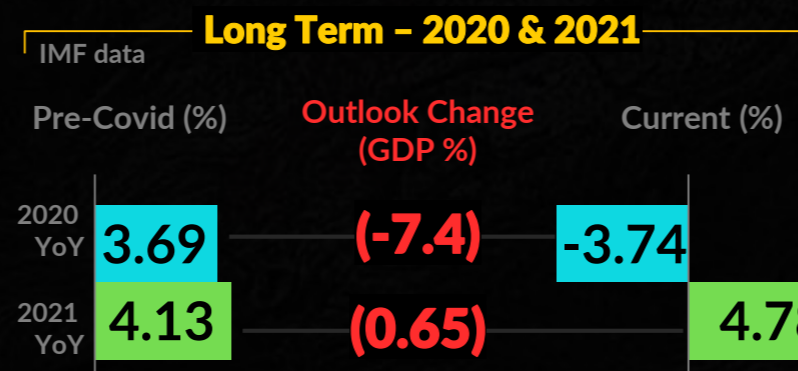
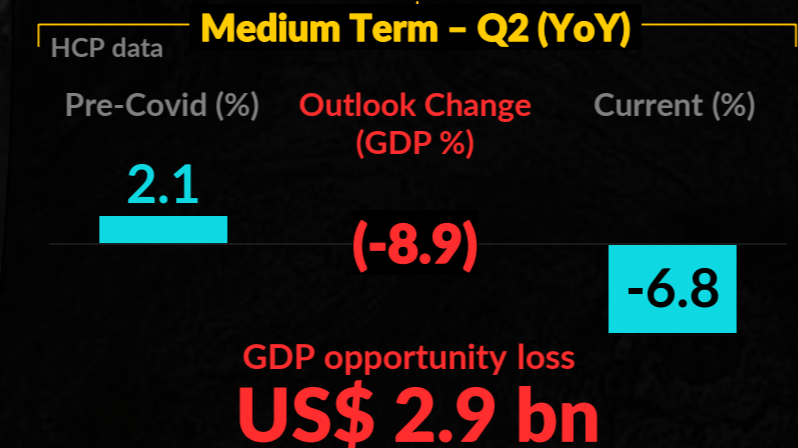
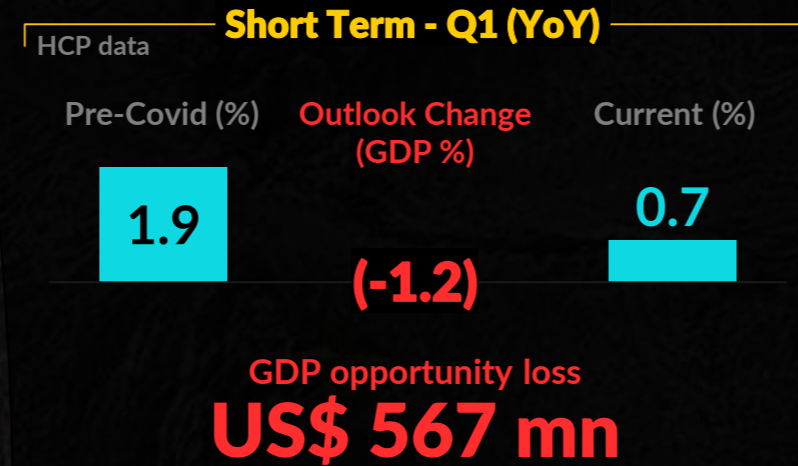
Average age	29.5
#days from case-1	56
Curfew imposed	YES
Absolute (US\$)	3.2 bn
% of GDP	2.7%

HC SYSTEM CAPACITY

HC spending per capita (USD)	529
C19 health crisis equipment (Yearly import)	1.6bn

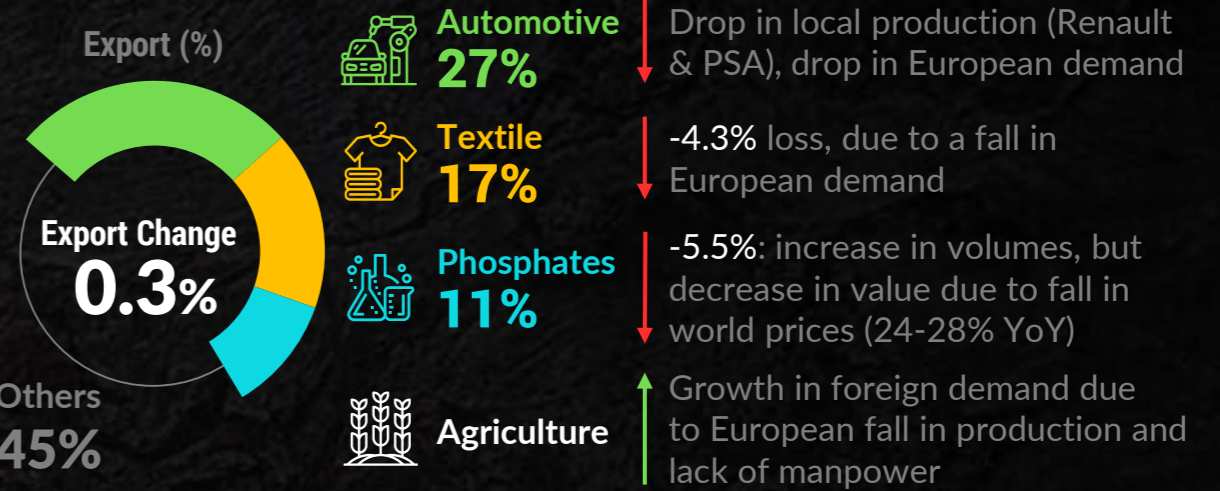
0.99	0.05	0.7	1.1	per 1,000 population
Beds	ICU	Doctors	Nurses	

IMPACT ON EXPECTED GDP GROWTH



FOCUS ON EXPORT

Q1 data, HCP



COVID-19 IMPACT BY SECTOR

GDP % change, Q2 data (YoY), HCP projections



MAIN MACRO INDICATORS

2020, IMF

Unemployment (%)	Inflation Av. Consumer prices (Δ%)	Government net lending/borrowing (GDP %)	Account balance (GDP %)
12.5	0.3	-7.1	-7.8