



Complete out-of-the-box solution for electric motion in collaboration with Mitsubishi Electric®



We make things MOVE

IntelliPress™ Bench Top Electric Press

Flexible. Efficient. Durable.

Add more flexibility to your pressing applications with Bimba's Electric Bench Top Press. IntelliPress™ bench top electric press is designed specifically to compliment Bimba's hydraulic and pneumatic presses and provide you with complete control over process speed, pressing force, and home position.

The ability to manufacture quality products is made easier with the capability to monitor both pressing distance and applied force. The networkable color HMI provides the ability to monitor production data and the operator has the ability to change production settings quickly and easily for faster changeover and setup times.

Benefits:

- > Fully electric, energy efficient design that utilizes 200 Volt AC power
- > Three press sizes with force ranging up to 12,000 lbs
- > Ballscrew-driven electric actuator can accurately apply force in either direction
- > Infinitely variable position control within stroke range
- > Non-rotating by design with real-time process monitoring and verification
- > Fully assembled with rugged ballscrew electric thrust actuator for maintenance-free operation
- > Single travel distance 6.00" is completely scaleable throughout the range of stroke
- > Pre-programmed and easy-to-configure operator interface

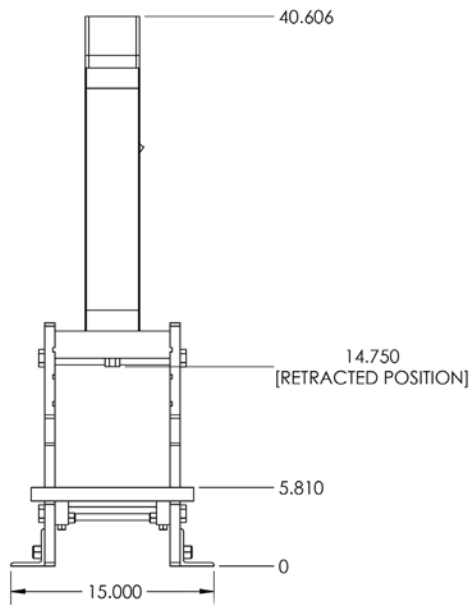
Composition Material and Details:

- > Steel parts are black oxide plated, aluminum parts are anodized
- > Heavy-duty steel keyed and bolted construction
- > Adjustable work heights - choose from three different built-in height settings (2" increments)
- > Open work area - allows for through feed or side feed of large parts
- > Removeable, oversized ground tool plate, dowel pinned to press frame - provides precision location of tool plate to press frame

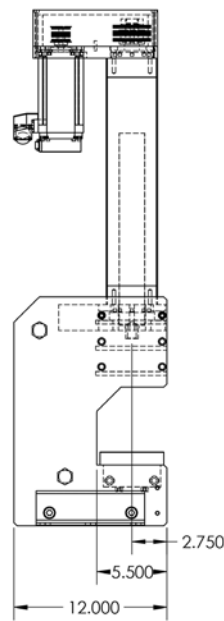
Bimba is part of

IMI Precision
Engineering

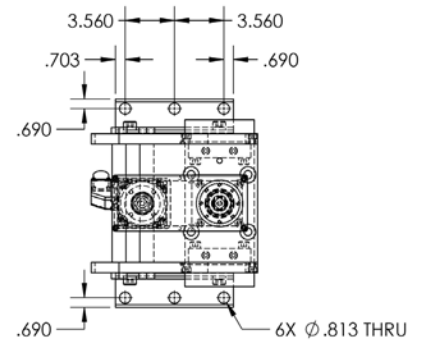
Front View:



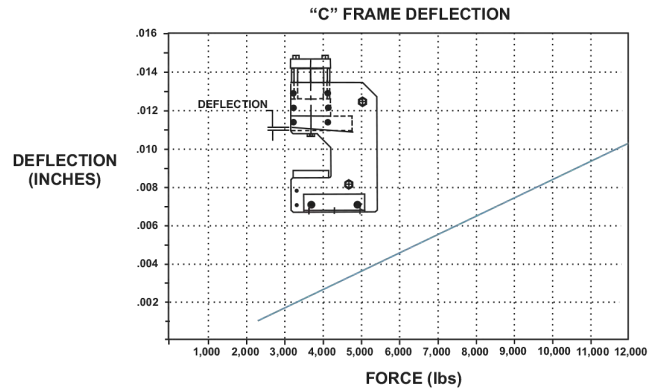
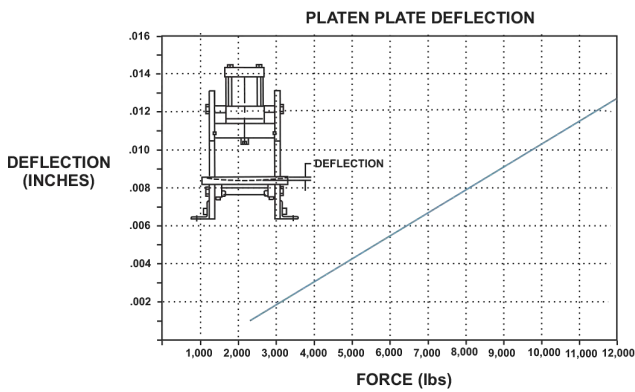
Side View:



Top View:



Press Frame Deflection Charts:



Ordering Information:

Part Number	Description
EBTP-3K-PAC	Electric Bench Top Press - 3,000 lb. Capacity
EBTP-6K-PAC	Electric Bench Top Press - 6,000 lb. Capacity
EBTP-12K-PAC	Electric Bench Top Press - 12,000 lb. Capacity

All models come standard with a 5.7" touch screen, integrated 2-hand tie down buttons and adjustable 3-position steel press frame.



Bimba

25150 S. Governors Hwy
University Park, IL 60484

Tel: +1 800 44 BIMBA

Fax: +1 708 235 2014

Email: cs@imi-precision.com

Website: www.bimba.com

Due to our policy of continuous development, Bimba reserve the right to change specifications without prior notice.

IMI Precision Engineering operates four global centres of technical excellence and a sales and service network in 75 countries, as well as manufacturing capability in the USA, Germany, China, UK, Switzerland, Czech Republic, Mexico and Brazil.

For information on all IMI Precision Engineering companies visit www.imi-precision.com

Supported by distributors worldwide.