

FUJIFILM

X-E1








## Because the Best Moments Won't Come to You.

Weighing only 350g, the lightweight, compact body makes the X-E1 the perfect travel companion. With the superb performance of its 18-55mm zoom lens, fleeting moments are framed and focused in an instant. The design of the X-Trans CMOS sensor taps into the full power of its APS-C sized sensor and captures images with exceptional resolution, smooth tonality and minimal noise.

As you peer through the OLED viewfinder and compose your shot on the 2.36 M-dot canvas, your left hand instinctively finds the aperture ring while your right hand immediately adjusts the exposure compensation and shutter speed dials. Every aspect of the intuitive system lets you concentrate on the shot you're taking, while giving you the confidence of direct controls.

Your Journey with the X-E1! Simple landscapes become dramatic cinematic scenes. A girl spotted on a stroll transforms into an intriguing heroine. The X-E1 takes you another step closer to capturing the ultimate moment.



# Perfect Pairing

## The X-E1 + The XF 18-55mm F2.8-4 R LM OIS

The advanced performance of the X-E1 calls for a lens that can satisfy a variety of exacting requirements. First and foremost, detailed optical performance and resolution that can match the uncompromising image quality of the X-Trans CMOS sensor. Secondly it must respond to the demands of the scene. The lightweight, compact zoom invites you to take the X-E1 everywhere, and impresses with high performance features including a bright F2.8 aperture, up to 4 stops of image stabilization and built-in high-speed AF that brings your subject in razor-sharp focus in a near-instant 0.1 sec. Without fear of camera shake, you can swiftly target your subject and press the shutter. Never allowing the beauty of the moment to escape, this zoom lens is the ultimate partner for the X-E1.

[ Size Comparison ]

X-E1



Conventional DSLR



\*Image shows actual size of X-E1.



# Brighter Memories of Every Moment

Standard Range to ISO 6400 and  
Extended Range to ISO 25600



Featuring a large APS-C sensor and with the elimination of an optical low-pass filter, Fujifilm's X-Trans CMOS takes advantage of its high-sensitivity performance to deliver a standard range up to ISO6400. No matter when or where the shutter opportunity arises, you can depend on its high-sensitivity image quality to defeat blur caused by camera shake or subject motion. The X-E1's low-light capabilities are guaranteed to capture the moment beautifully.



## Built-in Flash

Flash can transform an unexpected shot into a striking image, revealing rich detail. The X-E1's built-in flash lets you shoot brightly backlit scenes or dark scenes with confidence by automatically adjusting the power of the flash. For non-flash photos, the pop-up flash slides out of the way and out of sight into the compact body, but it's always ready to pop up when you need it.



## Max. AF Speed of 0.1 sec.

The magic moment when your subject and situation come together lasts but a split second. Working together in seamless partnership, the X-E1 and XF18-55mmF2.8-4 R LM OIS ensure you never miss it. The EXR Processor Pro processes data collected by the sensor at high speed and sends highly precise instructions to the linear motor that operates the focus ring mechanism. Within as little as 0.1 sec., the lens is adjusted to the correct focus with minute precision. Speed and superior focus are vital to capturing the moment, and this lens empowers you with both essentials!





# FILM SIMULATION - Explore the Nuances of Color.

## Velvia

Faced with a feast of colors, Velvia captures the vivid reds, blues and greens with an extremely high level of color saturation – a level of vibrancy that seems to transcend reality. When it comes to recording this world of “memory colors”, Velvia is the one and only choice.



## PRO Neg.Std

The look of professional color negative film beloved of studio photographers reveals new depths in your portraiture. More eloquent than monochrome and producing a tranquil dreamy ambience not possible with color reversal film, this is the mode for exquisitely capturing beauty with a hint of an ephemeral quality. A photo taken with PRO Neg.Std promises a signature image with extremely soft tones.



## PRO Neg.Hi

PRO Neg.Hi simulates the other essential film of pro photographers. Developed for subjects in motion and constantly changing conditions, PRO Neg.Hi brings out subtle color contrasts even in pale light. While preserving natural soft skin tones, it reproduces harder gradations in the background. When you anticipate an encounter with a dramatic moment, this is the film simulation mode to have at the ready!



PROVIA

Acclaimed for reproduction of true-to-scene natural color quality, the versatility of this film simulation mode makes it an ideal all-around choice.



ASTIA

Capturing both natural skin gradations and brilliant color tonality, this film simulation mode is a favourite for outdoor snap photography.



MONOCHROME/ye FILTER/R FILTER/G FILTER

Ideal for landscape photography under blue skies, you can use the Ye FILTER to deepen “blues” or the R FILTER to further enhance the effect. When taking portraits, the G FILTER's deeper “reds” accentuate skin, lips and other key features for photos with a richer texture.



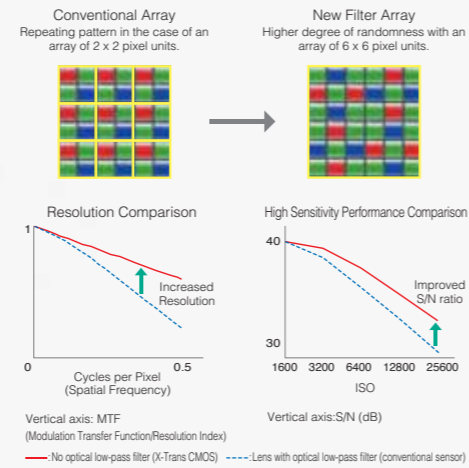
SEPIA

Defined by a gracefully soft expression and warm tones, SEPIA is a wonderful choice when shooting an especially memorable photo of a wedding, birthday or other commemorative occasion.



## Equipped with a Large APS-C Sensor for the Highest Image Quality. Achievement of Superb High Resolution, High Sensitivity & Impressive “Bokeh” Effect

The X-E1's sensor adopts the same high-performance 16M X-Trans CMOS found in the X Series flagship X-Pro1 model. Featuring an originally developed color filter array with a highly random pixel arrangement, its X-Trans CMOS sensor eliminates the need for an optical low-pass filter, which is used in conventional systems to inhibit moiré at the expense of resolution. The innovative array lets the X-Trans CMOS sensor capture unfiltered light from the lens and produce unprecedented resolution. The unique random arrangement of the color filter array is also highly effective in enhancing noise separation in high-sensitivity photography. Another advantage of the large APS-C sensor is the ability to create a beautiful “bokeh” effect—the aesthetic out-of-focus effect created when shooting with a shallow depth of field.

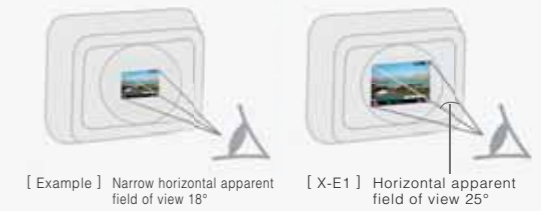


APS-C 16M **X-TRANS** CMOS



## “Natural Look” Electronic Viewfinder Debuts The Fusion of FUJIFILM Optical Technology and a new 2.36 M-dot Organic EL Panel

Adopting an optical structure of two glass lenses and a double aspherical lens, the viewfinder provides a comfortable and natural view of the entire scene with a horizontal apparent field of view of 25°. FUJIFILM's optical engineers have achieved a distortion-free view with astounding edge-to-edge clarity and maintained an excellent field of vision even if the photographer's eye position shifts.



### 2.36 M-dot Organic EL Panel

With approx. 2.36 M-dot of resolution and 100% coverage, the X-E1 display panel provides incredible detail to perfectly frame and focus your shots. The rich color expression of OLED

technology and high contrast ratio of 1:5000\* reflect exposure, white balance and film simulation settings with high fidelity, letting you confirm changes in real time.

\* Depending on the shooting conditions.

Electronic Viewfinder



## XF Lens – New Milestones in Our Quest for Perfection Each Lens Spurs Your Discovery of New Frontiers of Expression.

The pursuit of image quality excellence has led to the creation of the XF Lens – the pinnacle of FUJINON optical technology. We aimed for exceptionally high resolution at maximum aperture without a decrease in illumination towards the edge of the frame. We endeavored to maximize aperture F values to empower you with the brightest, fastest lens possible. We engineered it to be compact so taking it with you everywhere would be a pleasure. We expanded lens variations, adding a versatile zoom lens and ultra wide-angle lens to the family of premium prime lenses. Now we are writing the next chapter in the history of XF lenses. Featuring all-glass fabrication of the

aspherical lens and other lens elements as well as treatment with FUJINON's original Super EBC coating to minimize surface reflectivity, each lens is a masterpiece of optical technology. Specially developed to extract the full potential of the XF lens, the X Mount is also found in our flagship X-Pro1 model. Taking full advantage of the mirrorless design, this innovative mount has a short flange back distance of just 17.7mm, and a wider body opening for deeper mounting of the lens – up to about 7.5mm from the mount surface, improving peripheral light collection and achieving high resolution all the way to the edges of the image.

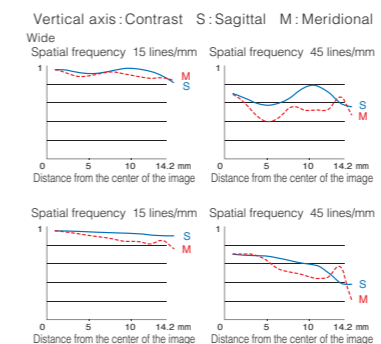
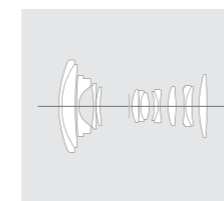
## Interchangeable FUJINON **XF LENS**



With this single versatile zoom featuring a maximum aperture of F2.8 and a broad focal length range from 27mm\* wide angle to 84mm\* telephoto, the photographer can respond to a variety of scenes. Superbly portable thanks to its compact size, the fast linear motor-driven autofocus and the built-in functionality of four stops of image stabilization ensure comfortable, confident shooting even in challenging situations.

\*35mm format equivalent

## XF18-55mmF2.8-4 R LM OIS



Lens configuration	14 elements in 10 groups (includes 3 aspherical and 1 extra-low dispersion elements)
Focal length (35mm format equivalent)	f=18-55mm (27-84mm)
Angle of view	79.1°-28.4°
Max. aperture	F2.8-F4.0
Min. aperture	F22
Aperture control Number of blades	7 (rounded diaphragm opening)
Stop size	1/3EV (19 stops)
Focus range	Wide: Approx. 30cm - ∞ Telephoto: Approx. 40cm - ∞
Max. magnification	0.08 - 0.15x
External dimensions	φ65.0mm x 70.4mm(Wide) / 97.9mm(Telephoto)
Weight (excluding caps and hoods)	Approx. 310g
Filter size	φ58mm

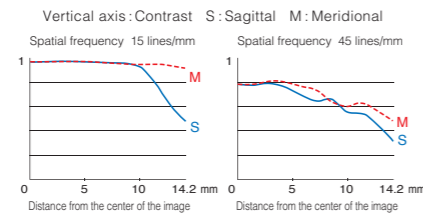
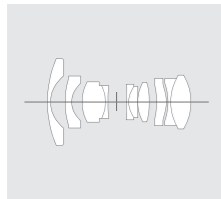




Designed to capture images rich in perspective, this ultra wide-angle lens with its extreme angle of view is the ideal choice. With minimized distortion, and high resolution from the center to the periphery of the image frame, this lens has the versatility to capture not only powerful landscape and architectural photos, but also amazing image quality when shooting indoors in confined spaces. Using the focusing distance and depth-of-field scales on the focus ring, photographers can take intriguing snapshots that accentuate depth of field.



## XF14mmF2.8 R



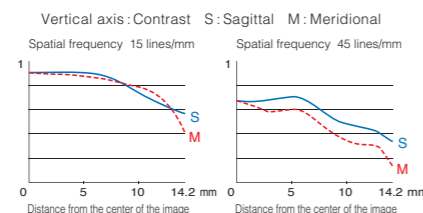
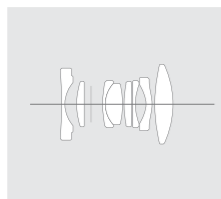
Lens configuration	10 elements in 7 groups (includes 2 aspherical and 3 extra-low dispersion elements)
Focal length (35mm format equivalent)	f=14mm (21mm)
Angle of view	89°
Max. aperture	F2.8
Min. aperture	F22
Aperture control Number of blades	7 (rounded diaphragm opening)
Stop size	1/3EV (19 stops)
Focus range	Approx. 18cm - ∞
Max. magnification	0.12x
External dimensions	∅65.0mm x 58.4mm
Filter size	∅58mm



Combining a wide field of view with F2 brightness, this lens is designed to produce exceptionally high resolution at maximum aperture without a decrease in illumination towards the edge of the frame. Shooting landscapes or snapshots, the crisp outlines captured with wide angle descriptive beauty are striking. Features like its lightweight, compact design and minimum focus distance of only 18cm equate to superior mobility, making this lens a pleasure to take with you everywhere.



## XF18mmF2 R



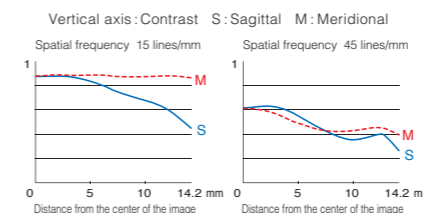
Lens configuration	8 elements in 7 groups (includes 2 aspherical elements)
Focal length (35mm format equivalent)	f=18mm (27mm)
Angle of view	76.5°
Max. aperture	F2.0
Min. aperture	F16
Aperture control Number of blades	7 (rounded diaphragm opening)
Stop size	1/3EV (19 stops)
Focus range	Approx. 18cm - ∞
Max. magnification	0.14x
External dimensions	∅64.5mm x 40.6mm
Weight (excluding caps and hoods)	Approx. 116g
Filter size	∅52mm



This standard lens features a fast F1.4 aperture. Capturing the "in focus" plane with high resolution clarity while rendering the out-of-focus image areas with a beautiful bokeh, the lens lets you express exquisite contrast of extreme definition and a magical bokeh effect in a single photo. While producing crisp images when stopping down the aperture, the lens impresses with the versatility of its richly expressive quality across its aperture range.



## XF35mmF1.4 R



Lens configuration	8 elements in 6 groups (includes 1 aspherical element)
Focal length (35mm format equivalent)	f=35mm (53mm)
Angle of view	44.2°
Max. aperture	F1.4
Min. aperture	F16
Aperture control Number of blades	7 (rounded diaphragm opening)
Stop size	1/3EV (22 stops)
Focus range	Approx. 28cm - ∞
Max. magnification	0.17x
External dimensions	∅65.0mm x 54.9mm
Weight (excluding caps and hoods)	Approx. 187g
Filter size	∅52mm

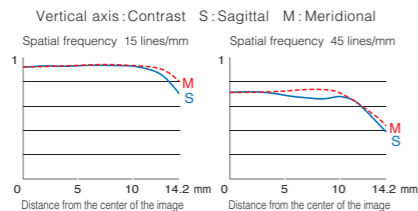
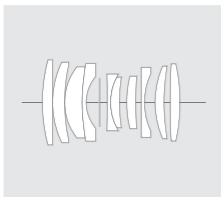




Mid-range telephoto performance and a bright F2.4 aperture in a compact size. Outstanding optical performance delivers both excellent high-resolution description and smooth bokeh. For macro work, the capability to shoot half life size magnification with high clarity at its closest focusing distance of 26.7cm is a welcome feature. The wide F2.4 aperture in a compact size gives you the freedom to shoot dynamic portraits and captivating outdoor macro photos of wildflowers and insects.



## XF60mmF2.4 R Macro



Lens configuration	10 elements in 8 groups (includes 1 aspherical and 1 extra-low dispersion elements)
Focal length (35mm format equivalent)	f=60mm (91mm)
Angle of view	26.6°
Max. aperture	F2.4
Min. aperture	F22
Aperture control	Number of blades 9 (rounded diaphragm opening)
Stop size	1/3EV (20 stops)
Focus range	Approx. 26.7cm - ∞
Max. magnification	0.5x
External dimensions	∅64.1mm x 70.9mm
Weight (excluding caps and hoods)	Approx. 215g
Filter size	∅39mm

## Interchangeable FUJINON XFLENS Series

	Spring	2012	Autumn	2013
Single Focal Length		<b>XF60mmF2.4 R Macro</b> f = 60mm (91mm)		<b>56mm F1.4*</b> f = 56mm (84mm)
		<b>XF35mmF1.4 R</b> f = 35mm (53mm)		<b>27mm F2.8 "Pancake type"*</b> f = 27mm (41mm)
		<b>XF18mmF2 R</b> f = 18mm (27mm)	<b>XF14mmF2.8 R</b> f = 14mm (21mm)	<b>23mm F1.4*</b> f = 23mm (35mm)
Zoom			<b>55-200mm Telephoto zoom F3.5-F4.8 OIS*</b> f = 55-200mm (83-300mm)	
			<b>XF18-55mmF2.8-4 R LM OIS</b> f = 18-55mm (27-84mm)	<b>10-24mm Super wide zoom F4 OIS*</b> f = 10-24mm (15-36mm)

\*This roadmap is as of June 26, 2012. Specifications are subject to change.

## Access the Vast Legacy of M Mount Lenses. X-Trans CMOS Exploits the Full Performance of Each Lens.

The M Mount adapter lets you pair the incredibly diverse selection of M Mount lenses already in the market with the NEW X-E1 camera body. In compliance with the strict standards for M Mount lenses, the adapter is designed to maintain a flange back distance of precisely 27.8mm, with a high degree of surface smoothness. Made from the same high-grade metal used in the Fujifilm X Mount, the M Mount adapter equally boasts all-metal construction for superior durability and rigidity. It also features electronic contacts for communicating signals with the camera body and a function button that lets users smoothly choose settings and functions

for the mounted lens (Shoot Without Lens, focal length settings, various image corrections, etc.) Users can also create custom lens profiles for each M Mount lens in the settings menu, specifying focal length and image quality correction parameters.

## M MOUNT ADAPTER







### Bespoke Leather Case Stylish Protection for Photographers On the Move

The perfect fit for the lightweight, compact X-E1 body. The luxurious texture of genuine leather. Attention to details that make a difference: a lens cloth for protection when storing the camera away, and access to the SD Card slot and battery compartment without removing the case. Even the shape is molded to provide improved grip. In every way, this is a case designed to enhance your enjoyment of the X-E1.

LEATHER CASE BLC-XE1

## Every Accessory Broadens Your Photographic Expression.



### Ergonomically Designed Hand Grip to Help You Seize the Moment

When you experience the excellent balance and firm hold provided by the hand grip, you begin looking forward your next slow shutter photo or those unavoidable one-handed shots with new confidence. Featuring aesthetic details such as recessing the mounting screw in the base, the grip seamlessly and beautifully molds to the X-E1 body.

HAND GRIP HG-XE1



### Special Flash with Classic Dial Operation and X Series Styling

Compact, lightweight, and strong flash intensity (guide number 20), this special shoe-mounted flash adopts an X Series-style analogue dial for manual flash control. From the retro design to the intuitive analogue operation, this flash was made for the X-E1. From the weight balance and visibility of the shutter speed dial when the flash is mounted to the extensive use of metal in the exterior parts to match the camera body, every factor has been considered in the design. It also incorporates a "commander" function for combined use with the internal flash, multiplying the possibilities for creative expression.

SHOE MOUNT FLASH EF-X20



PROTECTOR FILTER  
PRF-39  
PROTECTOR FILTER  
PRF-52  
PROTECTOR FILTER  
PRF-58

Lens surfaces are treated with multiple layers of film using proprietary Super EBC Coating processing technology. The inner surface of filters also receive the same treatment, minimizing ghosting and flare. This results in surface reflectivity under 0.3% and the ultimate protector filter in the world.



SHOE MOUNT FLASH  
EF-42

With built-in high-precision TTL Auto exposure compensation and a maximum guide number of 42 (ISO100•m), this powerful flash gun features a built-in 24-105mm<sup>\*1</sup> auto zoom function and can be tilted up (~90°), left (~180°) and right (~120°) for bounce flash. The built-in wide panel<sup>\*2</sup> covers angles of view up to an ultra wide 20mm<sup>\*3</sup>.

<sup>\*1</sup> 35mm format equivalent <sup>\*2</sup> Reduced flash volume with wide panel. <sup>\*3</sup> 35mm format equivalent



SHOE MOUNT FLASH  
EF-20

Featuring built-in high-precision TTL Auto exposure compensation, this compact, lightweight flash strobe boasts a guide number of 20 (ISO100•m) and can be swiveled up for bounce angles of 45°, 60°, 75° and 90°. The built-in wide panel<sup>\*1</sup> makes it compatible with focal distances up to 24mm<sup>\*2</sup>.

<sup>\*1</sup> GN14 with wide panel. <sup>\*2</sup> 35mm format equivalent



REMOTE RELEASE  
RR-80

Perfect stillness is critical for long exposure, telephoto, and landscape photography. With this remote release, you can prevent blurring caused by vibrations when you press the shutter and never lose a priceless photo opportunity.



# Express Your Vision with Powerful Features and Functions

## 【 HIGH PERFORMANCE LCD MONITOR 】

2.8-inch, 460,000-Dot LCD Features High Contrast, High Brightness and the Convenience of a Wide Viewing Angle

On the LCD, you can view not only the same image displayed in the electronic viewfinder, but also switch it to show a simple shooting data display.

### 4:3 Aspect Ratio

The LCD's 4:3 aspect ratio provides a large screen to view the complete 3:2 image with ample room for display of shooting information outside the image frame.

### Shooting Data Display

This mode displays numerical values and icons in a large easy-to-view size for an at-a-glance grasp of camera settings. Comfortable stress-free confirmation of shooting data leaves you free to concentrate on framing your shot in the viewfinder.

## 【 Q (Quick Menu) Button 】

Fast Shortcut to Shooting Menu Settings



Skip directly to frequently used shooting menus with the Q (Quick Menu) button. ISO sensitivity setting, White Balance, Film Simulation and other frequently used shooting settings are displayed in a list. Just use the 4-way controller to select the item and the command dial to change settings for speedy operation while shooting.



## 【 EXPOSURE CONTROL 】

Classic Operation Featuring Analogue Dial Control for At-a-Glance Grasp of the Exposure Setting

When you hold the camera for a shot, your left hand naturally controls the Aperture Ring and your right comfortably finds the Shutter Speed Dial. Everything is ideally positioned so you can concentrate on composing your shot. You are in complete control with aperture priority AE, shutter speed priority AE, program AE and manual exposure control at your fingertips.



Exposure Compensation Dial Operation at Your Thumb Tip

The Exposure Compensation Dial is positioned in easy reach of your right thumb tip for effortless exposure adjustment, and is recessed in the body to prevent accidental dial movement. The exposure compensation range is  $\pm 2$  EV in 1/3EV steps.



## “T” (Time) & “B” (Bulb) Long Exposure Modes

Turn the shutter speed dial to “T”, set a time between 1/2 and 30 seconds (1/3EV steps), and the countdown begins. In “B” mode, you can keep the shutter open for a maximum of 60 minutes.

## Easy-to-use AE/AF Lock Button

Lock both exposure and focus for the subject by touching the special AE/AF Lock button conveniently placed in the upper area of the rear control panel. Using the setup menu, you can also set the button to lock only AE or AF.

## Selectable Metering Modes

Swiftly select the best metering for your shot: “MULTI” for accurate response to a variety of lighting conditions, “SPOT” for precise reading of approximately 2% of the viewfinder area in the center of the screen, and “AVERAGE” for an average exposure setting for the entire scene.

## 【 FOCUSING 】

Selectable AF with a 49-point Metering Matrix

Within the screen, the auto focus area is divided into a 49-point matrix. AF accurately and swiftly recognises the primary subject and brings it into crystal clear focus, and also lets you freely select the position of the AF frame. You can also change the AF frame size and pinpoint the focusing.



## 0.05-sec Shutter Time Lag

The shutter time lag is only 0.05 sec, so you can capture the precise instant you wish to and enjoy a comfortable shooting experience.

High-speed Auto Focus with Lens-Sensor Contrast Detection

The highly agile linear motor in the XF18-55mm lens combined with the high-speed signal readout of the CMOS sensor and the EXR Processor Pro, achieves a huge leap in AF speed and precision performance. Contrast detection AF in the X-E1 brings your subject in to sharp focus in as little as 0.1 sec.\* so you'll never miss a shot.

\* Fujifilm research

## Manual Focusing Methods


In the viewfinder, the distance index bar is displayed together with the depth of field scale and aperture value, providing helpful guides for focusing. For pinpoint precision in manual focus mode, just press the Command Dial and confirm sharpness with a zoom view of the focus point. This helpful function also features selectable zoom display ratios. And at a touch of the AE/AF Lock button, you activate the built-in Focus Aid function for automatic focusing of the subject in the focus frame.\*

\* Available only when using XF lenses.

## 【 WHITE BALANCE SETTING 】


Color Temperature (Kelvin Value) Setting

Compensate for the color of different light sources with a choice of 9 white balance presets in addition to Auto White Balance. You can also make custom white balance settings using a gray card or other surface, or by selecting the optimum color temperature (Kelvin value).



## Precise White Balance Setting


Fine tune white balance by adjusting R (red)  $\leftrightarrow$  Cy (cyan) and B (blue)  $\leftrightarrow$  Ye (yellow) in  $\pm 9$  steps. You can make adjustments and confirm their effect on the actual image during shooting. It is ideal for accurate correction of white balance or to explore the creative effects that can be achieved with filters.



## 【 ISO SENSITIVITY 】

ISO100~25600 Sensitivity Setting Range

Expand the normal sensitivity range from ISO200~6400 to ISO100,12800 or even ISO25600. In dynamic lighting conditions, you can now set a sensitivity ceiling within the range of ISO400~6400 and keep the camera on ISO Auto.



\* Exceptionally low noise even at high sensitivity.

## 【 FLASH 】

High-precision Flash

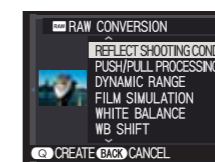
Adopting Fujifilm's original TTL automatic flash control technology, the built-in high-precision flash system is ready to supplement lighting when shooting small items or capturing special occasions indoors and other low-light scenes. When even more light is required or shooting with the lens hood, you can use a separately sold TTL flash.



## 【 RAW PHOTOGRAPHY 】

In-camera RAW Converter

The built-in RAW data converter lets you view results in the field without first transferring the data to a PC. This easy-to-use feature not only takes into account exposure compensation, white balance and other in-camera image quality settings, but also lets you apply Film Simulation modes in the converter mode.



## 【 HD MOVIE 】

Full HD Movies with Cinema-like Image Quality

Shoot Full HD movies (1920 x 1080) at 24fps, the same frame rate used for cinema films. In addition to using Monochrome or other Film Simulation modes to enhance your artistic expression, you can take full advantage of the combination of X-E1's large sensor and bright XF lenses to capture movies with a large and beautiful defocused "bokeh" background. Connect stereo microphones (commercially sold) to the microphone connector to record audio with enhanced clarity and presence.



Film Simulation modes for Movie shooting



PROVIA

True-to-life natural tonality and color reproduction.



Velvia

Shoot HD Movies in the vibrant colors of Velvia.




MONOCHROME

Capture the action in richly expressive monochrome tones.




Microphone connector

The body is equipped with a microphone connector. Connect the stereo microphone (commercially sold) to record audio with enhanced clarity and presence.



MIC LEVEL ADJUSTMENT

Adjust the microphone volume level (4 settings) while watching the level meter for optimum audio recording to prevent either loss or distortion.



WHITE BALANCE Setting

Kelvin temperature setting is also available for detailed correction to match the color temperature of the shooting location. Fine tune white balance to capture natural skin color or express your creative intent.



## 【 IMAGE QUALITY CONTROL 】

### Color, Tone & Sharpness Adjustment

Fine-tune image quality with "COLOR" for color saturation adjustment, "HIGHLIGHT TONE" and "SHADOW TONE" for tweaking contrast in highlights and shadows, and "SHARPNESS" to stress or soften image outlines. With this built-in detailed image quality control, you can produce an image that precisely matches your creative objectives.

### 2 Color Space Types

Select either sRGB for a standard range of color reproduction on general displays or Adobe RGB® for its broader color rendition depending on how you intend to output and use the image.

### Noise Reduction Control **NR**

Choose from 5 different levels of noise reduction depending on whether your priority is the crispness of resolution or keeping noise reduction to a minimum, and explore the capability to tune sensitivity-related textural quality when shooting high-sensitivity scenes.

## 【 MULTIPLE EXPOSURE 】

### Add Artistry to Your Photographic Expression

In film cameras, multiple exposure is the photographic technique of superimposing one image on another by double exposing a single frame of film. Through advanced digital processing, X-E1 can simulate this technique, expanding your creative expression. Just select Multiple Exposure mode and take your first shot using either the EVF or LCD monitor. Next, while viewing the first image, you can frame and shoot the second exposure. This ability to precisely position and focus the second shot lets you not only "see" how the finished Multiple Exposure image will look, but also explore other creative photographic possibilities.



## 【 CONTINUOUS SHOOTING / BRACKETING 】

### 6fps High Speed Continuous Shooting

Shoot up to 6 frames per second with high-speed continuous shooting. Capture a series of exposures of moving subjects and other challenging photographic scenes and later select the best shot.

### Array of Powerful Auto Bracketing Functions

Experience a range of photographic expression with a choice of 4 different auto bracketing functions (AE, ISO Sensitivity, Dynamic Range and Film Simulation).

### AE Bracketing

One press of the shutter captures 3 shots of the same scene at different exposures. AE bracketing can be set in 1/3, 2/3 and 1EVsteps.

### ISO Sensitivity Bracketing

Based on a single exposure, this bracketing function automatically reproduces the scene as 3 images, each with a different ISO sensitivity and without changing the shutter speed and aperture, letting you capture the moment with varying degrees of brightness. Setting is possible in 1/3, 2/3 and 1EVsteps.

### Dynamic Range Bracketing

Press the shutter once and high-speed continuous shooting captures 3 exposures of the same scene, each at a different dynamic range setting (100%, 200% & 400%).

### Film Simulation Bracketing

Just release the shutter once and produce 3 images of the scene based on a single exposure, each image with a different Film Simulation effect that you have freely selected and pre-set.

## 【 MOTION PANORAMA 】

### Capture Panoramic Shots and Show Them Off as Stunning Large-size Prints

Just sweep the camera across the scene, and the X-E1 captures multiple images and seamlessly stitches them together to form a single panorama photo. Even when enlarged to an A3-size print, there is virtually no loss of resolution. Holding the camera horizontally or vertically, Motion Panorama lets you shoot the scene with an "M" or "L" angle of view.



\*The photographed angle of view will vary depending on the mounted lens.

## 【 QUICK START MODE 】

### From SLEEP to ON in 0.5 sec.

After turning OFF the power, the X-E1 enters a "sleep" mode (for a maximum of 24 minutes). If the power is turned ON during this time, the X-E1 "wakes up" instantly, reducing the normal startup time from 1.0 sec. to approx. 0.5 sec. ready for you to frame and capture the moment.

## 【 CUSTOMISATION FUNCTIONS 】

### Assign Frequently Used Functions to the Fn Button

Assign any one of the following frequently used functions to the Fn (Function) button and enjoy smooth one-touch controls during shooting.

- MULTIPLE EXPOSURE ● PREVIEW DEPTH OF FIELD ● ISO ● SELF-TIMER
- IMAGE SIZE ● IMAGE QUALITY ● DYNAMIC RANGE ● FILM SIMULATION
- WHITE BALANCE ● AF MODE ● SELECT CUSTOM SETTING ● MOVIE ● RAW

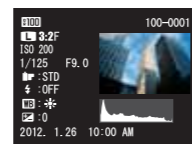
### Save Custom Settings

Create, save and instantly recall up to 7 sets of user-defined settings covering all parameters from ISO sensitivity to white balance.

## 【 PLAYBACK FUNCTIONS 】


### Shooting Data Display

Display exposure and other shooting information recorded at the time the image was taken.



### Focus Point Zoom

Zoom in on the focus point of the captured image to check focal precision, blur, etc.



## 【 ELECTRONIC REMOTE RELEASE TERMINAL 】

### Interval and Wireless Photography

Attach a commercially sold remote release with Ø2.5mm-type jack and enjoy interval shooting and wireless photography.



## X-E1 SYSTEM





# X-E1 Specifications

Model name	FUJIFILM X-E1	
Number of effective pixels	16.3 million pixels	
Image sensor	23.6mm x 15.6mm (APS-C)X-Trans CMOS with primary color filter	
Sensor Cleaning system	Ultra Sonic Vibration	
Storage media	SD memory card / SDHC memory card / SDXC (UHS-I) memory card*1	
File format	still image	JPEG (Exif Ver 2.3*), RAW (RAF format), RAW+JPEG (Design rule for Camera File system compliant / DPOF-compatible)
	movie	H.264 (MOV) with Stereo sound
Number of recorded pixels	L: <3.2>4896 x 3264 <16.9>4896 x 2760 <1.1>3264 x 3264 M: <3.2>3456 x 2304 <16.9>3456 x 1944 <1.1>2304 x 2304 S: <3.2>2496 x 1664 <16.9>2496 x 1408 <1.1>1664 x 1664 <Motion Panorama> L Vertical: 7680 x 2160 Horizontal: 7680 x 1440 / M Vertical: 5120 x 2160 Horizontal: 5120 x 1440	
Lens mount	FUJIFILM X mount	
Sensitivity	Equivalent to ISO 200 - 6400 (Standard Output Sensitivity) AUTO mode : AUTO (400) / AUTO (800) AUTO (1600) / AUTO (3200) / AUTO (6400) Extended output sensitivity equivalent ISO 100, 12800 and 25600	
Exposure control	TTL 256-zone metering, Multi / Spot / Average	
Exposure mode	Programmed AE, Shutter priority AE, Aperture priority AE, Manual exposure	
Exposure compensation	-2.0EV ~ +2.0EV, increment with 1/3EV step	
Face detection	Yes	
Shutter control	Focal Plane Shutter	
Shutter speed (with mechanical shutter)	(P mode) 1/4 sec. to 1/4000 sec., (All other modes) 30 sec. to 1/4000 sec. Bulb (max.60min.) Time 1/2 to 30 sec Synchronized Shutter speed for flash : 1/180 sec or slower *1/180 sec. can be automatically set at some shooting conditions in P mode or A mode.	
Continuous shooting	Max 6 / 3 fps selectable	
Auto bracketing	AE Bracketing (±1/3EV, ±2/3EV, ±1EV) Film Simulation Bracketing (Any 3 types of film simulation selectable) Dynamic Range Bracketing (100%, 200%, 400%) ISO Sensitivity Bracketing (±1/3EV, ±2/3EV, ±1EV)	
Focus	mode	Single AF / Continuous AF / MF Distance Indicator
	type	TTL contrast AF, AF assist illuminator available
	AF frame selection	Area (EVF/LCD: 49 areas with 7x7) / Multi *changeable size of AF frame: among 5 types
White balance	Automatic scene recognition, Custom, Color temperature selection (K) Preset: Fine, Shade, Fluorescent light (Daylight), Fluorescent light (Warm White), Fluorescent light (Cool White), Incandescent light, Underwater	
Film Simulation mode	10 types (PROVIA/STANDARD, Velvia/VIVID, ASTIA/SOFT, PRO Neg Hi, PRO Neg. Std, MONOCHROME, MONOCHROME+Ye FILTER, MONOCHROME+R FILTER, MONOCHROME+G FILTER, SEPIA)	
Dynamic range setting	AUTO (100-400%), 100%, 200%, 400%	
Self-timer	Approx. 10sec. / 2sec. Delay	
Flash	Manual pop-up flash (Auto flash) Guide number: Approx. 7 (ISO200 m)	
Flash modes	Red-eye removal OFF: Auto, Forced Flash, Suppressed Flash, Slow Synchro, Rear-curtain Synchro, Commander Red-eye removal ON: Red-eye Reduction Auto, Red-eye Reduction & Forced Flash, Suppressed Flash, Red-eye Reduction & Slow Synchro, Red-eye Reduction & Rear-curtain Synchro, Commander	
Hot shoe	Yes (dedicated TTL Flash compatible)	
Viewfinder	0.5-in., Approx. 2,360,000-dot OLED color viewfinder Coverage of viewing area vs. capturing area: Approx. 100% Eye point: Approx. 23mm Diopter adjustment: -4m <sup>-1</sup> to +2m <sup>-1</sup> Built-in eye sensor	
LCD monitor	2.8-in, Approx. 460,000-dot, TFT color LCD monitor (Approx. 100% coverage)	
Movie recording	1920 x 1080 pixels, 1280 x 720 pixels (24 frames / sec.) with stereo sound (Individual movies cannot exceed 29 minutes in length.)	
Photography functions	Select custom setting, Motion panorama, Color space, Color (Saturation), sharpness, Dynamic range, Film simulation, Gradation, Auto red-eye removal (by face detection function), Framing guideline, Frame No. memory, Histogram display, Preview depth of focus, Focus check, Electronic level, Multiple exposure, Fn button setting (RAW, Movie, etc.)	
Playback functions	RAW conversion, Image rotate, Red-eye reduction, Photobook assist, Erase selected frames, Image search, Multi-frame playback (with micro thumbnail), Slide show, Mark for upload, Protect, Crop, Resize, Panorama, Favorites	
Other functions	PictBridge, Exif Print, Language selection, Time difference, Quick start mode, Silent mode	
Terminal	Video output	-
	Digital interface	USB 2.0 High-Speed
	HD output	HDMI mini connector
	Microphone/shutter release input	Ø 2.5mm, stereo mini connector
Power supply	NP-W126 Li-ion battery (included)	
Dimensions	129 (W) mm x 74.9 (H) mm x 38.3 (D) mm / 5.1 in. (W) x 2.9 in. (H) x 1.5 in. (D) (Minimum depth: 30.9mm / 1.2in.)	
Weight	Approx. 350g / 12.3oz. (including battery and memory card) Approx. 300g / 10.6oz. (excluding accessories, battery and memory card)	
Operating Temperature	0 °C - 40 °C	
Operating Humidity	10 - 80% (no condensation)	
Guide to the number of available frames for battery operation	Approx 350 frames (when XF35mmF1.4 R is set)	
Starting up period	Approx. 0.5 sec, when QUICK START mode set to ON Approx. 1.0 sec, when QUICK START mode set to OFF *evaluated by FUJIFILM method	
Accessories included	Li-ion Battery NP-W126, Battery Charger BC-W126, Shoulder strap, USB cable, Body cap, Metal strap clip, Protective cover, Clip attaching tool CD-ROM (Viewer software, RAW File Converter etc.*3), Owner's manual	

\*1 Please see the Fujifilm website to check memory card compatibility. \*2 Exif 2.3 is a digital camera file format that contains a variety of shooting information for optimal printing.  
\*3 OS compatibility Viewer software : Windows7/Vista/XP, Mac OS X 10.5-10.6 RAW File Converter : Windows7/Vista/XP, Mac OS X 10.5-10.7

Sample photos in this catalog are simulated images.

Microsoft, Windows and Windows logo are trademarks, or registered trademarks of Microsoft Corporation in the United States and/or other countries.  
Macintosh and Mac OS are trademarks of Apple Computer, Inc., registered in the U.S. and other countries.  
SDXC logo is a trademark. All other trademarks are the property of their respective holders.  
Adobe is a trademark or registered trademark of Adobe Systems Incorporated in the United States and/or other countries.  
SILKYPIX® is a registered trademark of Ichikawa Soft Laboratory Co., Ltd. in Japan.

<http://fujifilm-x.com/x-e1/>



Specifications are subject to change without notice.

For more information, please visit our website:

[http://www.fujifilm.com/products/digital\\_cameras/x/fujifilm\\_x\\_e1/](http://www.fujifilm.com/products/digital_cameras/x/fujifilm_x_e1/)