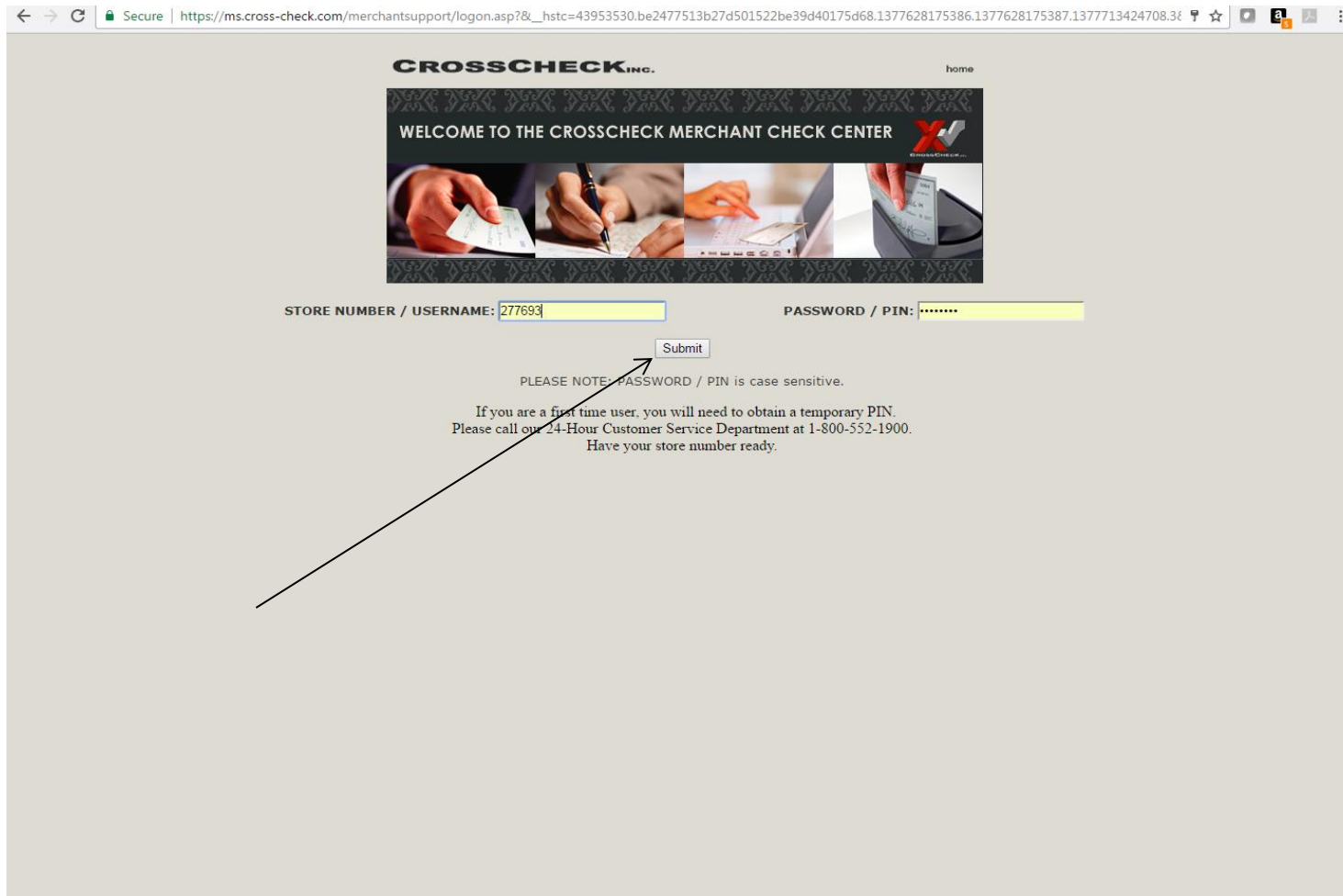


# COD Pre-Approval Process



CROSSCHECK INC. home

WELCOME TO THE CROSSCHECK MERCHANT CHECK CENTER

STORE NUMBER / USERNAME:  PASSWORD / PIN:

PLEASE NOTE: PASSWORD / PIN is case sensitive.

If you are a first time user, you will need to obtain a temporary PIN.  
Please call our 24-Hour Customer Service Department at 1-800-552-1900.  
Have your store number ready.

Go to [www.cross-check.com](http://www.cross-check.com) and click on “Merchant Log On” and you will land on this page. Enter store # and password and click “submit”

# COD Pre-Approval Process



The screenshot shows a web browser window with the URL <https://ms.cross-check.com/GroupUserLogin/GroupLogin?GroupUser=277693&loggingIn=true&eu=F2F7F7F6F9F3F2F0F1F760F0F560F1F5>. The page features the CrossCheck logo on the left and the slogan "SAY Yes TO CHECKS" on the right. A navigation menu on the left lists several options, with "Pre-Approve COD" highlighted in red. An arrow points from the bottom of the page to this menu item. The main content area displays a welcome message and a "Thank you!" note.

**CROSSCHECK**

**SAY Yes TO CHECKS**<sup>®</sup>

You are logged in as RDC Test Account (MS)

**Merchant Support**

Ready For Deposit

Future Deposit Checks

**Pre-Approve COD**

Update Or Complete A COD

Conversion Plus Summary

Change Your Password

Information About You

Transaction Report

Log Off

**Merchant Support**

Welcome!

You Have Logged In As: RDC Test Account (MS)

You may obtain additional CrossCheck Customer Service Support by calling our 24-hour Customer Service Department at (800) 552 - 1900.

We wish to thank all of our loyal merchants who have made CrossCheck the leading check approval company in the industry.

Our annual growth rate of over 40% has made us the fastest growing Check Guarantee company in the nation. With your support CrossCheck will continue to pursue innovative technologies to provide you and your customers the best possible service.

We appreciate your business.

**Thank you!**

Click on "Pre-Approve COD"

# COD Pre-Approval Process

Merchant Support - COD T... x

File Edit View Favorites Tools Help

**CrossCheck**

**SAY Yes TO CHECKS**<sup>®</sup>  
You are logged in as 277694  
RDC Test Account (SC)  
[Return to Merchant Support](#)

**COD Transaction**

Information is not valid:  
• You must enter a valid check amount.

**1. Identification**  
What is the **reference 1** :   
(30 characters max)  
What is the **phone number**:

**2. Check Information**  
What is the **dollar amount**:

**3. Get Authorization**

**Examples**  
R123  
8005551234

1,607.45

Copyright © 1997-2017, CrossCheck, Inc.  
Issued: Monday, May 15, 2017  
Email Us your feedback!

Type in reference, check writer's phone #, and dollar amount.  
(Actual or projected amount is fine)

# COD Pre-Approval Process

The screenshot shows a web browser window with the URL [https://ms.cross-check.com/merchantsupport/COD/check\\_cod.asp?storeid=277694&groupid=\\*DFT\\_XC\\_3:001:5712:0277693:5712:::;&doc=209062813331008328054287](https://ms.cross-check.com/merchantsupport/COD/check_cod.asp?storeid=277694&groupid=*DFT_XC_3:001:5712:0277693:5712:::;&doc=209062813331008328054287). The page features the CrossCheck logo on the left and the slogan "SAY Yes TO CHECKS" on the right. A navigation menu on the left includes options like "Merchant Support", "Ready For Deposit", and "Pre-Approve COD". The main content area is titled "COD Transaction" and displays a message: "This check has been processed: COD Approval number 484343 has been issued." Below this message is a yellow button labeled "REPRINT RECEIPT" with an arrow pointing to it. The form contains three sections: "1. Identification" with fields for "reference 1" (example: R123) and "phone number" (example: 8005551234); "2. Check Information" with a field for "dollar amount" (example: 1,607.45); and "3. Get Authorization" with a "Submit" button. A copyright notice at the bottom left reads: "Copyright © 1997-2017, CrossCheck, Inc. Issued: Monday, May 15, 2017. Email Us your feedback!"

If the check is approved, an approval number will be shown at the top of the screen.

# Update or Complete A COD Process

The screenshot shows a web browser window with the URL <https://ms.cross-check.com/GroupUserLogin/GroupLogin?GroupHome=true&storeid=277693&doc=20706088343601789542870471&GroupUser=277693&eu=F2F7F7F6F9>. The page features the CrossCheck logo on the left and the slogan "SAY Yes TO CHECKS" on the right. A sidebar on the left contains a list of menu items: Merchant Support, Ready For Deposit, Future Deposit Checks, Pre-Approve COD, Update Or Complete A COD (highlighted in red), Conversion Plus Summary, Change Your Password, Information About You, Transaction Report, and Log Off. An arrow points from the "Update Or Complete A COD" menu item to the main content area. The main content area displays a "Merchant Support" header, a "Welcome!" message, and a notification that the user is logged in as "RDC Test Account (MS)". It also includes a paragraph of text about customer service support and a "Thank you!" message.

Once the physical check is in the office to process, click on “Update or Complete A COD”

# Update or Complete A COD Process

Secure | https://ms.cross-check.com/merchantsupport/scan/excella/codsearch.asp?storeid=277694&doc=20706088343605822742870477&cod=on&so=on&GroupUser=277693&e

**CROSSCHECK** **SAY Yes TO CHECKS**  
You are logged in as 277694  
RDC Test Account (SC)  
[Return to Merchant Support](#)

**Merchant Support**  
Ready For Deposit  
Future Deposit Checks  
Pre-Approve COD  
**Update Or Complete A COD**  
Conversion Plus Summary  
Change Your Password  
Information About You  
Transaction Report  
Log Off

**Update Or Complete A COD**  
Please select at least one approval number to close below.

**Search for Pending Pre-Approved Transactions:**

What is the **phone number**?  Example 8005551234

**PENDING PRE-APPROVED TRANSACTIONS FOR PHONE: (800) 843-7354**  
Select at least one approval number to close.

<input type="checkbox"/>	Approval Number	Reference 1	Check Amount	Date/Time
<input checked="" type="checkbox"/>	484343	123 Main Street	\$1.01	5/15/2017 12:32:44 PM

Copyright © 1997-2017, CrossCheck, Inc.  
Issued: Monday, May 15, 2017  
Email Us your feedback!

Enter the check writer's phone number and the corresponding pre-approval will show up on the screen. Select it and click "submit"

# Update or Complete A COD Process

https://ms.cross-check.com/merchantsupport/scan/excelia/conversion\_scanmic/excelia.asp?netref=... Update Or Complete A COD

File Edit View Favorites Tools Help

**CROSSCHECK**

**SAY Yes TO CHECKS**<sup>®</sup>

You are logged in as 277694  
RDC Test Account (SC)

[Return to Merchant Support](#)

## Update Or Complete A COD

**Panini Reader Scan:** \* Required Fields

**Check 1:** Scan the check through Panini now.

[\[Change Device\]](#)


[\[Return To Merchant Support\]](#)

The screen will prompt you to scan the check through the Check Imager

# Update or Complete A COD Process


https://ms.cross-cneck.com/merchantsupport/scan/exceliar/conversion\_scanmicrxcexilia.asp?kerere | Update Or Complete A COD

File Edit View Favorites Tools Help

 **SAY Yes TO CHECK**  
You are log  
RDC T  
Return to Merchar

## Update Or Complete A COD

Panini Reader Scan: \* Required Fields



Check Center / Activation Check    Check Center Test Bank    90-5678/1234  
123456 Check Drive    Testville, CA 12345  
Test, CA 12345    123  
APPROVALS #12345 DRYBONO    01/01/2036  
Pay To The Order Of    Check Center / Activation Check    \$0.00  
\*\*\* Zero and No/100  
(800) 552-1900    /ELECTRONICALLY DEPOSITED/  
Check Center / Activation Check  
Memo: Activation Check

⑆123456780⑆ ⑆123456789⑆ ⑆23

Check 1: ⑆123456780⑆ ⑆123456789⑆ ⑆23

Enter Check Amount: \$  \*

Reference 1:  \*

---

[\[Change Device\]](#)

[\[Return To Merchant Support\]](#)

Once the image of the check shows up on the screen, enter the check amount and Click “Submit Single Check”



# Update or Complete A COD Process

The screenshot shows a web browser window with the URL [https://ms.cross-check.com/merchantsupport/scan/excelia/conversion\\_scanmic/excelia.asp?store](https://ms.cross-check.com/merchantsupport/scan/excelia/conversion_scanmic/excelia.asp?store). The browser's menu bar includes File, Edit, View, Favorites, Tools, and Help. The page header features the CrossCheck logo on the left and the slogan "SAY Yes TO CHECKS" on the right. Below the slogan, it indicates the user is logged in as "277694 RDC Test Account (SC)" and provides a "Return to Merchant Support" link.

## Update Or Complete A COD

Verify or make any corrections to the check information:

**CUSTOMER INFO**  
Phone: (800) 843-7354  
Reference 1: 123 Main Street

Check 1:

Enter Check Amount: \$  [VIEW IMAGE](#)

Confirm Check Amount: \$

---

Please verify all the above information is correct before processing.

or

[Return To Merchant Support](#)

The system will make you confirm the check amount...then click "Update/Complete The COD"

## Update or Complete A COD Process

When you provide a check as payment, you authorize us either to use information from your check to make a one-time electronic fund transfer from your account or to process the payment as a check transaction. In certain circumstances when payment is processed as a check transaction, a paper reproduction (substitute check) may be created and forwarded to the bank for deposit. Funds may be withdrawn as soon as the same day you make payment. Although your bank will establish its own policies and procedures as to whether your original check will be returned to you, in some cases you will not receive your check back from your financial institution.

By paying by check, you authorize us or our agent to process the check by traditional deposit, electronically, or through a preauthorized draft. In the event that the item is returned unpaid for any reason, you authorize us or our agent to re-present the check one or more times by such methods, and you authorize us or our agent to collect a returned check fee up to the maximum amount as permitted by law.

You authorize us to collect a fee of \$25 for the first check and an amount not to exceed \$35 for each subsequent check to the same payee through an electronic fund transfer from your account if your payment is returned unpaid.

Reference#: 123 Main Street

Date	Approval#
------	-----------

1. 05-15-2017	000684343
---------------	-----------

\_\_\_\_\_  
Customer Signature

Date: 05-15-2017

A receipt will show up and then merchant is funded within 2-3 business days by CrossCheck.