


Joining the EVO Network

Vendor Registration

By registering, you're joining a large national network of appraisers, appraisal firms and appraisal management companies. Our goal is to help our lenders find vendors who can provide them with competitive pricing, fast turn times, and high-quality appraisals. As a member of the EVO Network, lenders will be able to locate your profile to establish a connection and begin sending you requests for new orders.

1. Visit www.EVOvmp.com and click the **Vendor Registration** link below the Log In button.



Username*


Password*

Remember Username


[Log In](#)


[Forgot Password?](#) [Vendor Registration](#)

2. Select **AMC/Appraisal Firm** or **Appraiser**.



Registration


AMC/Appraisal Firm
I contract appraisers to fulfill orders.


Appraiser
I am a licensed or certified appraiser.

© 2018 Global DMS, LLC | [Help](#)



Should I register as an AMC/Appraisal Firm or Appraiser?

AMC - Third-party entities that contract independent appraisers to fulfill appraisal orders. Tax ID Number is required to complete registration. State Registration information can be added to the Company Profile after registration is complete.

Appraisal Firm - I employ appraisers who fulfill appraisal orders under my company name and EIN number. A Tax ID Number is required to complete registration.

Appraiser - I am an independent contractor certified and/or licensed to fulfill appraisal orders. Appraiser License information is required to complete registration. PLEASE NOTE: Appraiser License Numbers are validated against the [ASC.gov](https://www.asc.gov) National Registry. The license number must be entered exactly as it appears in the ASC.gov database to complete registration.

-
3. Complete the required fields in the appropriate registration form and click the **Save** button.
 4. You will receive a confirmation email with your EVO username.
 5. A separate email will be sent with your temporary password. Remember to check your Spam folder if you do not receive the email(s).
 6. Log in to EVO to complete your vendor profile.
 7. You will be prompted to enter a new password and establish security questions once you have successfully logged in.

EVO Connection Requests

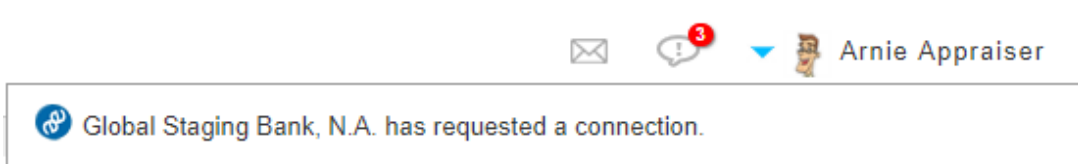
Received an invitation to join the EVO Network? Simply, click “Sign Up” in the email to begin the registration process.

Any corresponding documentation will be included as email attachments for your review.

1. Click the **Sign Up** link in the Join EVO Network email.
2. Select **AMC/Appraisal Firm** or **Appraiser** from the Registration page
3. Complete the required fields in the appropriate registration form and click the **Save** button.
4. You will receive a confirmation email with your EVO username.
5. A separate email will be sent with your temporary password. Remember to check your Spam folder if you do not receive the email(s).
6. Log in to EVO to manage your Connection Requests and complete your Vendor Profile.
7. You will be prompted to enter a new password and establish security questions once you have successfully logged in.

Accepting Connection Requests

EVO connection requests must be accepted prior to receiving appraisal orders from a client. An alert will be displayed in the top navigation menu if any connection requests are pending.



Clicking on the alert message will redirect to the **Connection Details** page for the requesting client.

A screenshot of the EVO 'Connection Details' page for Global Staging Bank, N.A. The page header includes the EVO logo, navigation tabs (Dashboard, Orders, Connections, Profile, Reports), and user information (Arnie Appraiser). A 'Back to Requests' link is visible. The main content area is titled 'Connection Details for Global Staging Bank, N.A.' and shows the status as 'Awaiting Response' with 'Decline' and 'Accept' buttons. The page is divided into two sections: 'Company Information' and 'Contact Information'.
Company Information:
Company Name: Global Staging Bank, N.A. | Company Type: Bank
Website: www.globalstaging.com | Company NMLS ID: 55555
Primary Address: 1555 Bustard Road, Suite 300, Lansdale, PA 19446 | Country: United States of America
Company Email: vania+staging@globaldms.com | Company Phone Number: (800) 555-5555 ext. 555
Contact Information:
Contact Name: Vania Bien-Aime | Phone Numbers:
Title: Administrator
Email: vania+staging@globaldms.com
A table lists phone numbers with columns for Primary, Type, Phone Numbers, and Extension. A green checkmark is shown under Primary for the Work phone number (800) 555-5555, extension 555.

You can view all pending connections requests by navigating to **Connections >> Requests**.

A screenshot of the EVO 'Requests' page. The header is identical to the previous screenshot. The main content area is titled 'Requests' and contains a 'Connection Requests' section. This section includes a search bar, a status filter set to 'Awaiting Response', and a '10 records per page' dropdown. Below is a table with columns: Company Name, Company Type, Company Email, Company Phone, Contact Name, Requested, Fees, Status, and an action menu. One request is listed for Global Staging Bank, N.A., with a status of 'Awaiting Response' and an action menu containing three dots.

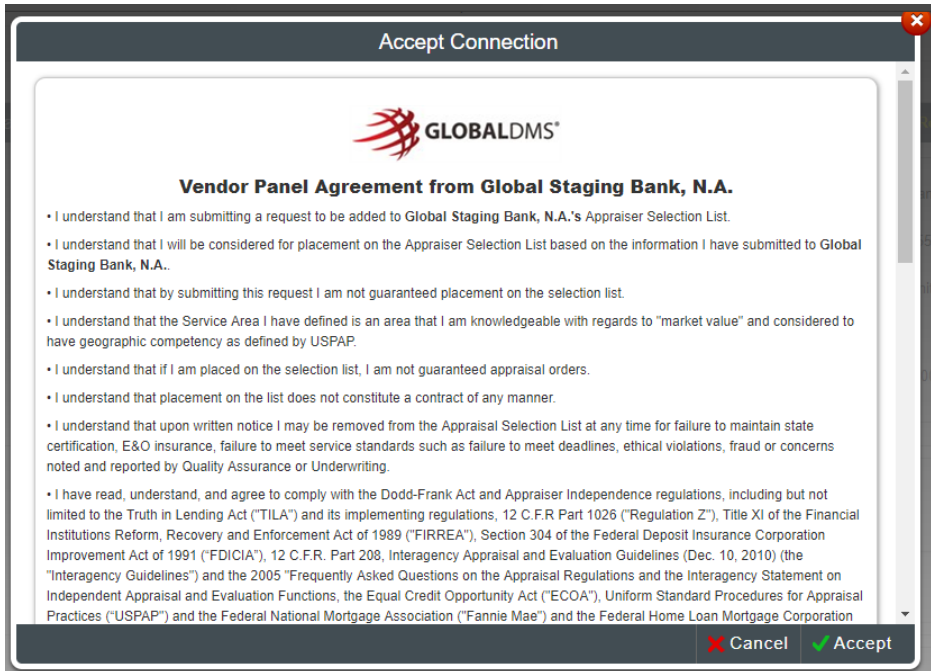
Company Name	Company Type	Company Email	Company Phone	Contact Name	Requested	Fees	Status	
Global Staging Bank, N.A.	Bank	vania+staging@globaldms.com	(800) 555-5555	Vania Bien-Aime vania+staging@globaldms.com	2/7/2018 3:24 pm	Client Fees	Awaiting Response	...

To accept a pending connection request:

1. Click the **Accept** button in the Connection Details page header.



2. If the client requires an agreement to be acknowledged prior to joining their vendor panel, clicking the **Accept** button will constitute your signed acceptance to the terms and conditions as outlined in the agreement.



3. An optional message can be entered prior to accepting the connection request.
4. Once the connection request has been accepted, you are ready to begin receiving orders from your clients!

You can view all current client connections by navigating to **Connections >> Clients**.

