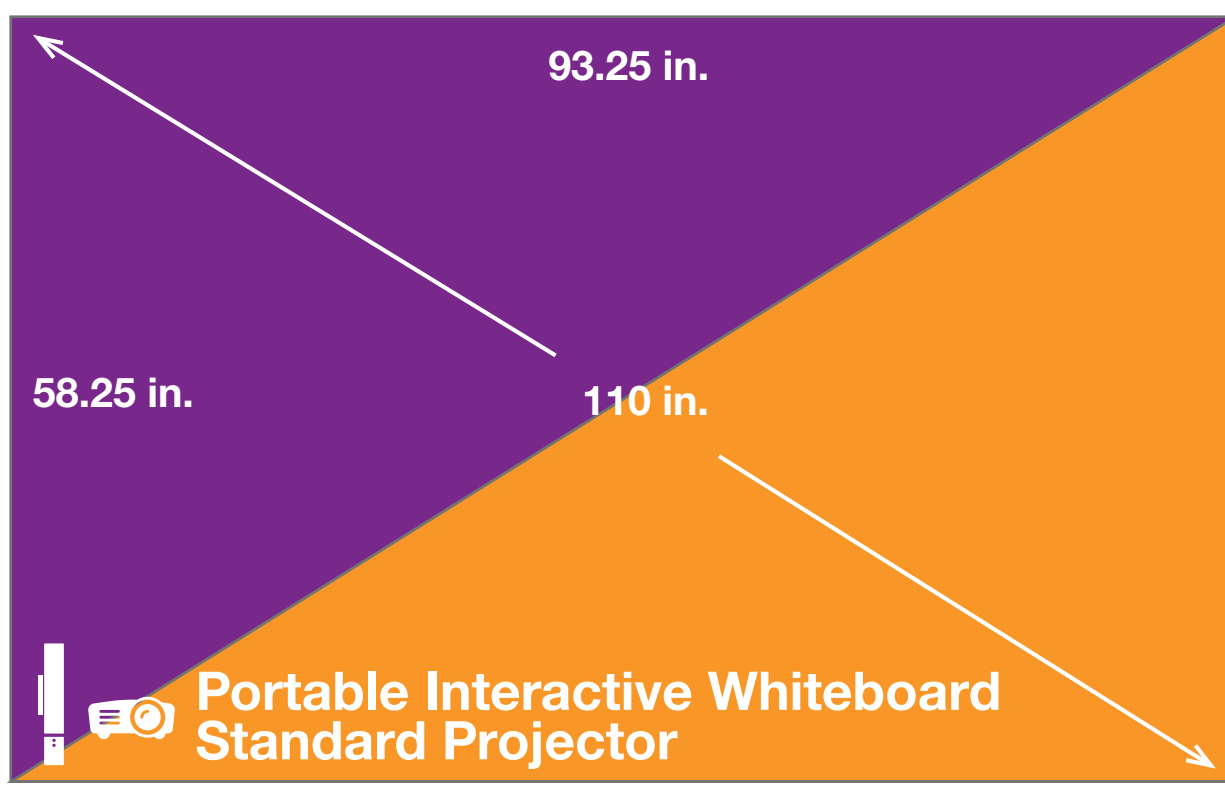
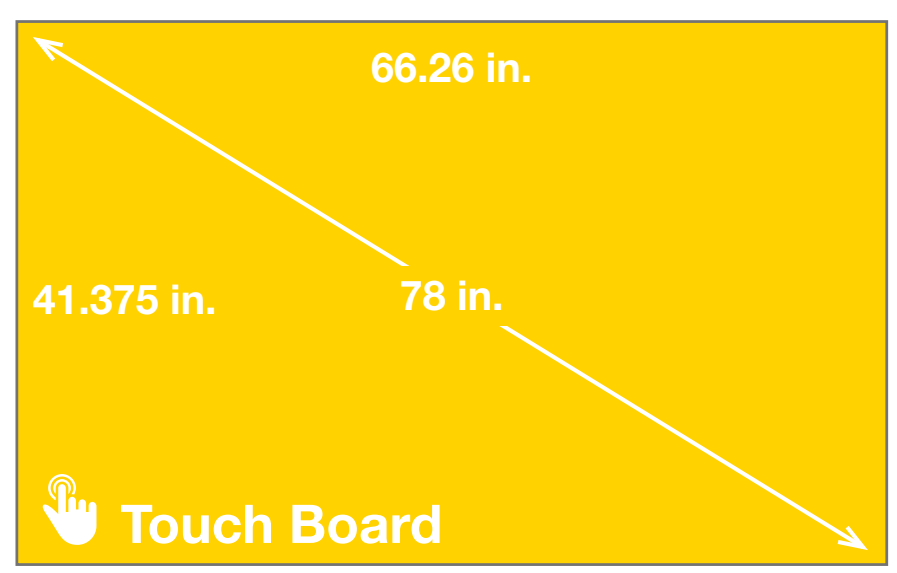

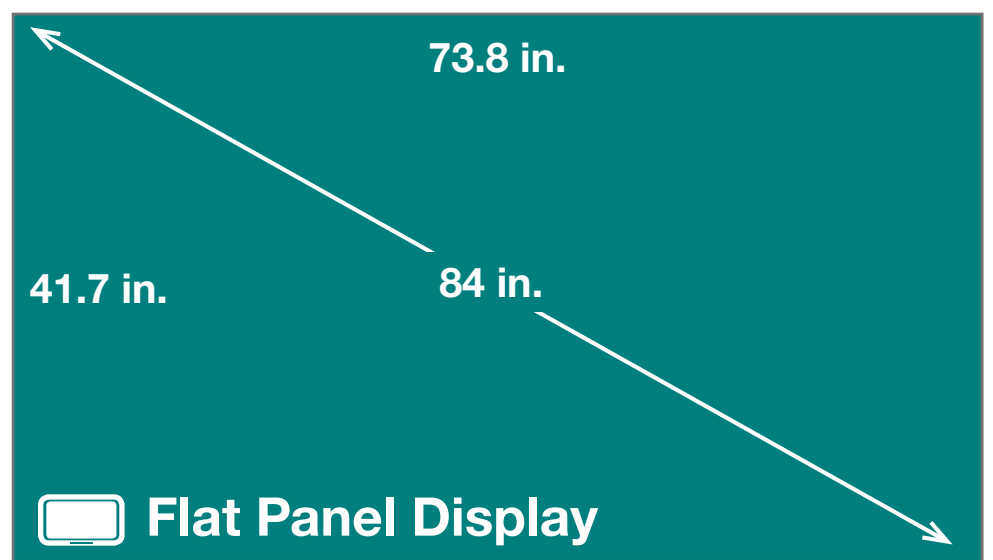
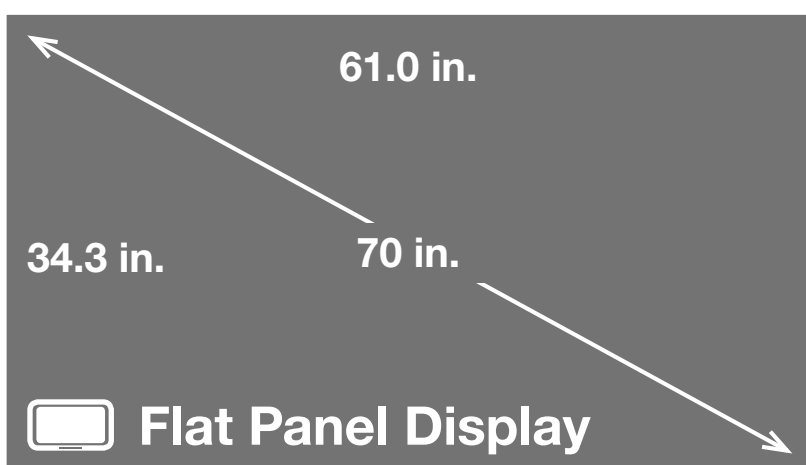
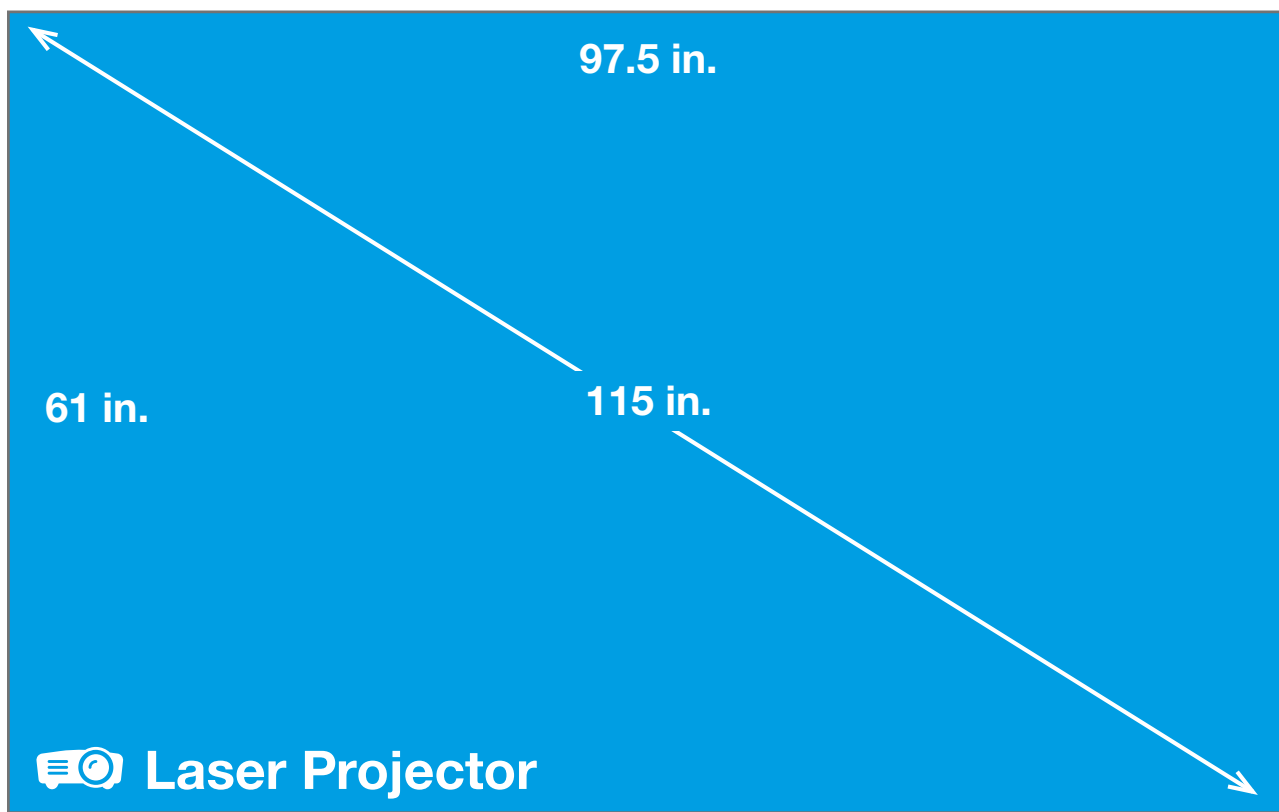
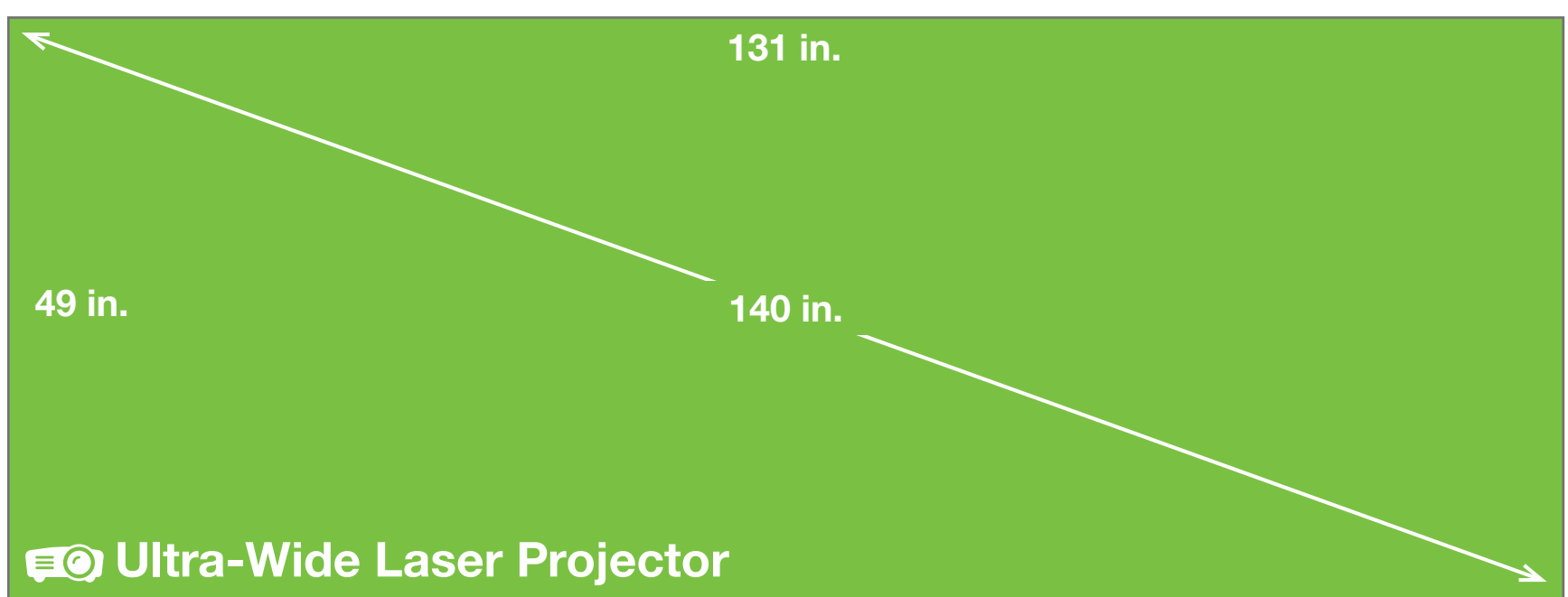


What Interactive Area Size Can I Get With My Budget?

We break down the interactive size and cost in this infographic so you can get a clear picture of how much you get for your budget! The size of the interactive area should align with how you will use the interactive solution. A collaborative area with several students working together needs to be fairly large in order to make the collaboration effective. A small room where the focus will be on presenting or viewing videos may be best suited for a less expansive area with HD capability.

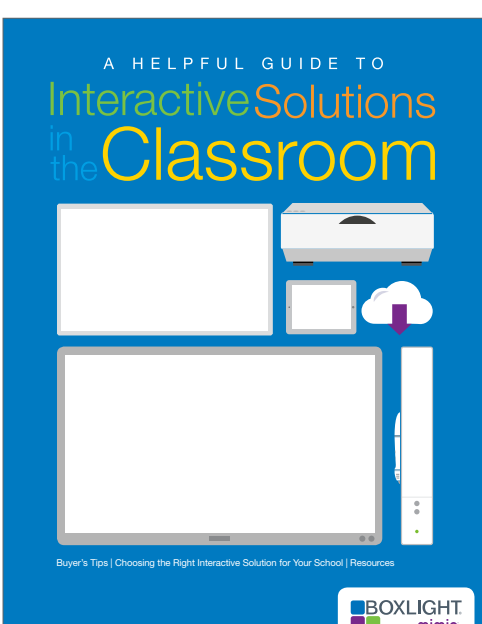
This will help give you more information so you can select what will work for your classrooms, teachers, and students.



KEY	INTERACTIVE SOLUTION	ACTIVE AREA SIZE (DIAGONAL)	IMAGE SIZE (H X W)	COST (MSRP)	COST PER SQUARE INCH
	Ultra-Wide Laser Projector	140 in.	49 in. x 131 in. (1,244.6 mm x 3,327.4 mm)	\$6,465	\$1.01 per sq. in.
	Laser Projector	115 in.	61 in. x 97.5 in. (1,549.4 mm x 2,476.5 mm)	\$3,999	\$0.67 per sq. in.
	Standard Projector	110 in.	58.25 in. x 93.25 in. (1,479.55 mm x 2,368.55 mm)	\$2,665	\$0.49 per sq. in.
	Flat Panel Display	84 in.	41.7 in. x 73.8 in. (1,860.5 mm x 1,046.5 mm)	\$9,599	\$3.12 per sq. in.
	Flat Panel Display	70 in.	34.3 in. x 61.0 in. (1,549.4 mm x 871.6 mm)	\$5,330	\$2.55 per sq. in.
	Touch Board	87 in.	46.125 in. x 73.75 in. (1,171.575 mm x 1,873.25 mm)	\$1,732**	\$0.51 per sq. in.
	Touch Board	78 in.	41.375 in. x 66.25 in. (1,050.925 mm x 1,682.75 mm)	\$1,532**	\$0.56 per sq. in.
	Portable Interactive Whiteboard	110 in.*	58.25 in. x 93.25 in. (1,479.55 mm x 2,368.55 mm)	\$1,145**	\$0.21 per sq. in.

* Based on being included with a projector, in wide-screen mode.

** Cost does not include a projector, which is required for interactive use.



Download our complete *Guide to Interactive Solutions in the Classroom*

This guide can help schools overcome many of the hurdles they face when choosing and implementing an interactive solution. In it, you will find the key factors to consider for selecting the right front-of-classroom and student technology, the pros and cons of each interactive solution, and resources for lessons, training, and more. [Download today.>>](#)

