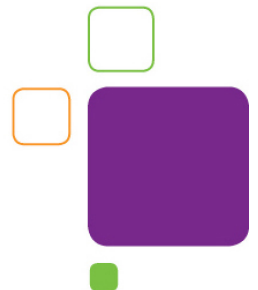




Release Notes

MimioStudio 12.0 Software



Copyright Notice

© 2019 Boxlight. All rights reserved.

About MimioStudio

MimioStudio™ classroom software is the unifying software solution for MimioClassroom™ products and other interactive displays, providing more options for learning than ever before. MimioStudio classrooms can learn interactively using the MimioPad™ wireless pen tablet, MimioVote™ assessment tool, and mobile devices equipped with the MimioMobile™ application. With a MimioStudio software or hardware license, a teacher can connect up to three mobile devices using the MimioMobile app for free.

The 12.0 release provides full support for 4K displays. This release also adds support for more Boxlight interactive hardware devices: the MimioFrame touch board kit, MimioSpace collaborative system, and the latest Boxlight ProColor interactive flat panel displays. Additionally, the release provides improvements to the import functionality of PDFs as well as PowerPoint, SMART Notebook, and Promethean files.

Operating System Support

Microsoft Windows

- Windows 7
- Windows 8
- Windows 10


Supported Languages

MimioStudio software supports the following languages:

English	Dutch*	Norwegian*
Arabic	Finnish*	Polish
Bahasa Indonesian*	French	Portuguese (Brazil)
Bahasa Malay*	German	Portuguese (Portugal)*
Basque*	Greek*	Romanian
British English	Hebrew*	Russian
Catalan*	Hindi*	Slovak
Chinese (Simplified)	Hungarian	Spanish
Chinese (Traditional)*	Italian	Swedish
Croatian*	Japanese	Turkish
Danish	Korean*	Thai*
		Vietnamese*

* Help topics are not available in this language and the software will default to English.

Please note: V12.0 is an English-only release. V12.1 or later will support international languages.



New Features and Improvements

The following are features and improvements for the MimioStudio 12 software release:

New for 12.3

- Improved Recorder tool to support 4K with default output as MP4
- Bug fixes

New for 12.2

- Support for Thai language
- Support for MimioView™ 350U document camera
- Improved text object
- Improved scaling while importing files (Smart, Promethean, IWB, etc.)
- Improvements to PowerPoint file imports
- Bug fixes

New for 12.1


- Support for international languages
- Mute All functionality for MimioClarity™ classroom audio system
- Equation Editor feature
- Clear Ink feature
- Bug fixes

New for 12.0

- Studio has an updated UI and is 4K ready
- Ability to use embedded web pages (use **Insert > Web Page**)
- New devices (MimioFrame and MimioSpace) activate the MimioStudio software
- Calibration and debug tools for MimioFrame kit and MimioSpace system are included
- Ultra-wide and UHD resolutions are now available in Page Setup

Improvements for 12.0

- Support for the latest Boxlight ProColor interactive flat panel displays
- Improvements to import SMART Notebook, Promethean, and PowerPoint files as well as PDF documents
- Improved installer, reducing installation time considerably



Known Issues

Auto-calibration is displayed during software installation

Please install the MimioStudio software before connecting the USB cable from the 280 projector.

MimioProjector™ 280 may be identified as a mouse pad initially on a Mac

Occasionally, you will receive a mouse pad detected message after plugging in the USB cable from the 280 projector. It will disappear as soon as auto-calibration completes.

Import of PDF file into Notebook displays strange characters

The Enable Protected Mode at Startup option may need to be disabled.

1. Launch Adobe Reader and select **Edit > Preferences**.
2. Select **General** for Adobe Reader X or **Security (Enhanced)** for Adobe Reader XI from the left navigation pane.
3. Under application startup, uncheck the **Enable Protected Mode at Startup** checkbox.

Antivirus software may affect MimioStudio installation


MimioStudio software installation may not be successful when antivirus software is running. We recommend turning off antivirus software before installing MimioStudio software.

No support for original MimioPad and XI with Studio 12.0

Original MimioPad and Mimio XI are no longer officially supported by MimioStudio.

Limited support for automatic audio/video playback

MimioStudio 12 software no longer supports the automatic playback of any multimedia file. MimioStudio 8 software and above will use the CODECS from multimedia programs that are already installed on the user's computer. For example, for Windows users with Windows Media Player, MimioStudio 11.0/11.1 software will automatically play a WMV file inside Notebook. Similarly, MimioStudio 11.0/11.1 software will automatically play MOV files for Mac users with the



default QuickTime program installed. Linux does not have a default media player for MimioStudio software to leverage. Users will be alerted by a pop-up dialog box when playback is not possible.

No auto-updates

MimioStudio v12.0 is a full download and there will be no auto-updates provided for previous versions.

**No support for
TextTools**

MimioStudio software has removed support for TextTools—there will be no Writing Pad and Keyboard available. However, users can use the OS inbuilt keyboard.

