

How to Get the Funding You Need for the Technology You Want

presented by:

Dr. Jenny House

President and Principal
RedRock Reports



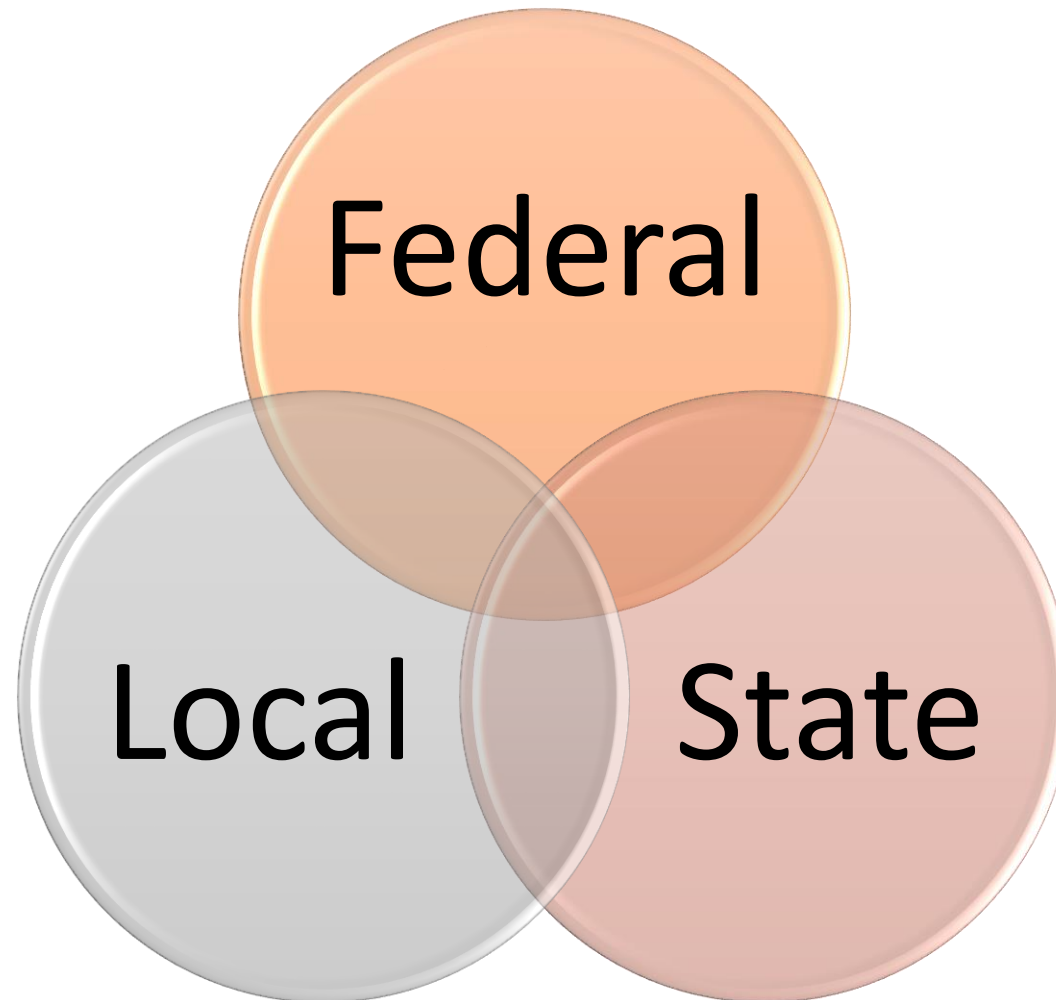
mimio.com
training@mimio.com



Webinar Overview

- The World of Ed Funding 2015
- Significant Federal Funds
- Unique New Funds
- Some State Opportunities
- Call to Action
- Q &A

Status of Ed Funding 2015

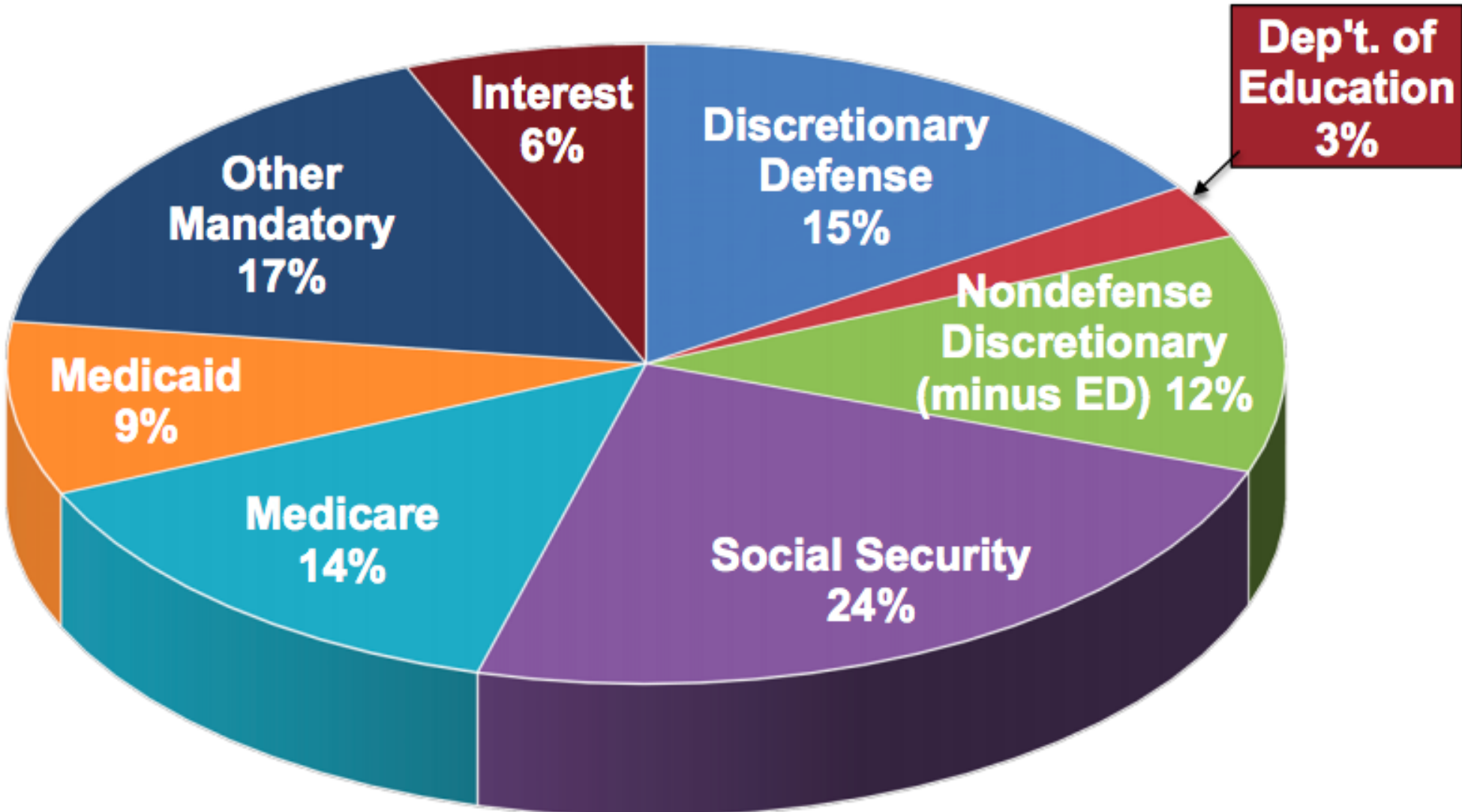




FY 2016 BUDGET

INVESTING IN AMERICA'S FUTURE

Fiscal Year 2015 Outlays



Source: CEF based on CBO and OMB data

ESEA Program Increases

- Title I = +\$1 billion (+7%)
- School Improvement Grants = +\$50 million (+10)
- Mathematics and Science Partnerships = +\$50 million (+33%)
- Educational Technology State Grants = +\$200 million
 - Has not been funded for several years
- Promise Neighborhoods = +\$93 million (+164%)
- Investing in Innovation = +\$180 million (+150%)
- Charter School Grants = +\$122 million (48%)
- Teacher Incentive Fund = +\$120 million (+52%)
- English Language Acquisition = +\$36 million (+5%)



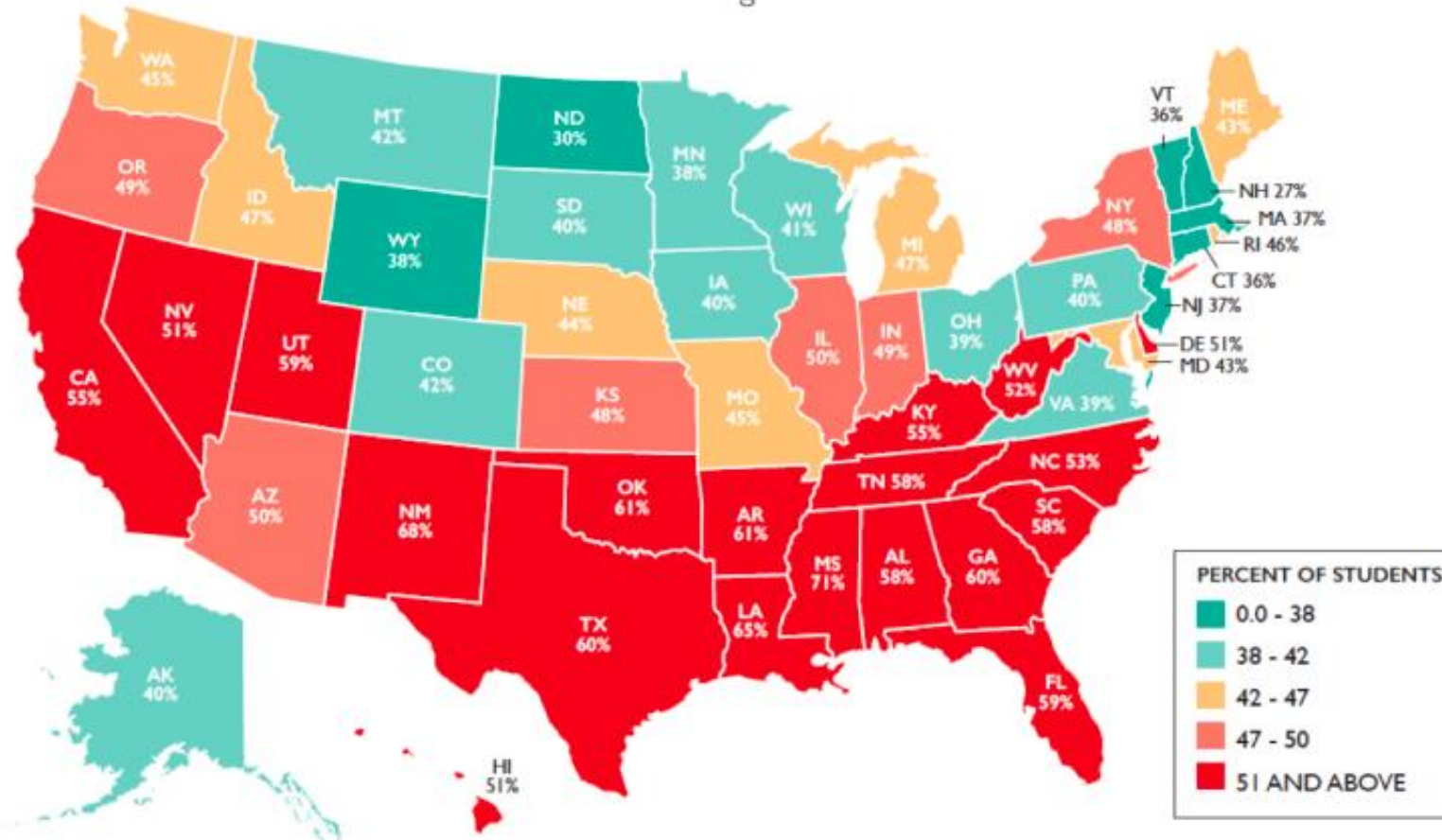
Federal Funds – Sources of Technology Funds

Title I, Part A \$15.4B	IDEA Part B \$11.67B	School Improvement \$555M	Migrant Ed \$374.8M	Impact Aid \$1.51B
Title II Teacher Quality \$2.35B	21 st CCLC \$1.15B	Title III, ELL \$773M	Career and Technical Ed \$1.117B	Homeless Students \$71.5M
REAP \$84.9M	MSP \$202.7M	Educational Technology \$200M	English Literacy & Civics \$68M	CSP Grants \$4M

Majority of Students Are Low Income

PERCENT OF LOW INCOME STUDENTS IN U.S. PUBLIC SCHOOLS 2013

National Average: 51%



Rural School Funds for Technology

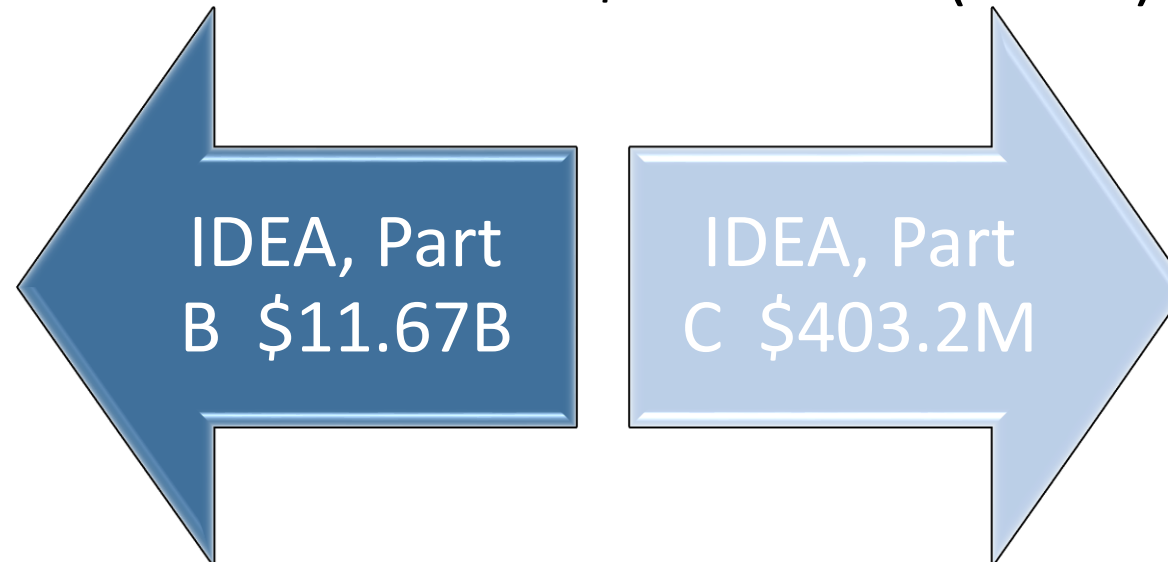


REAP: State Eligibility Spreadsheets for FY 2015
<http://www2.ed.gov/programs/reapsrsa/eligibility.html>

RLISP: State allocations for FY 2014-15
www2.ed.gov/programs/reaprlisp/awards.html

IDEA – Special Education

- IDEA Part B State Grants = +\$175 million (1.5%)
- Federal share of average per pupil expenditure (APPE) in remains at 16%.
- Preschool Grants = +\$50 million (14%)
- IDEA Grants for infants and families = +\$65 million (+15%)



Career and Technical Education

- Perkins Act Career/Technical Ed State grants are frozen.
- \$200 million for proposed American Technical Training Fund - new competitive grant to support the development, operation, and expansion of innovative, evidence-based job training programs in high-demand fields.
- CTE National programs = +\$2 million (+27%)



Libraries and Museums

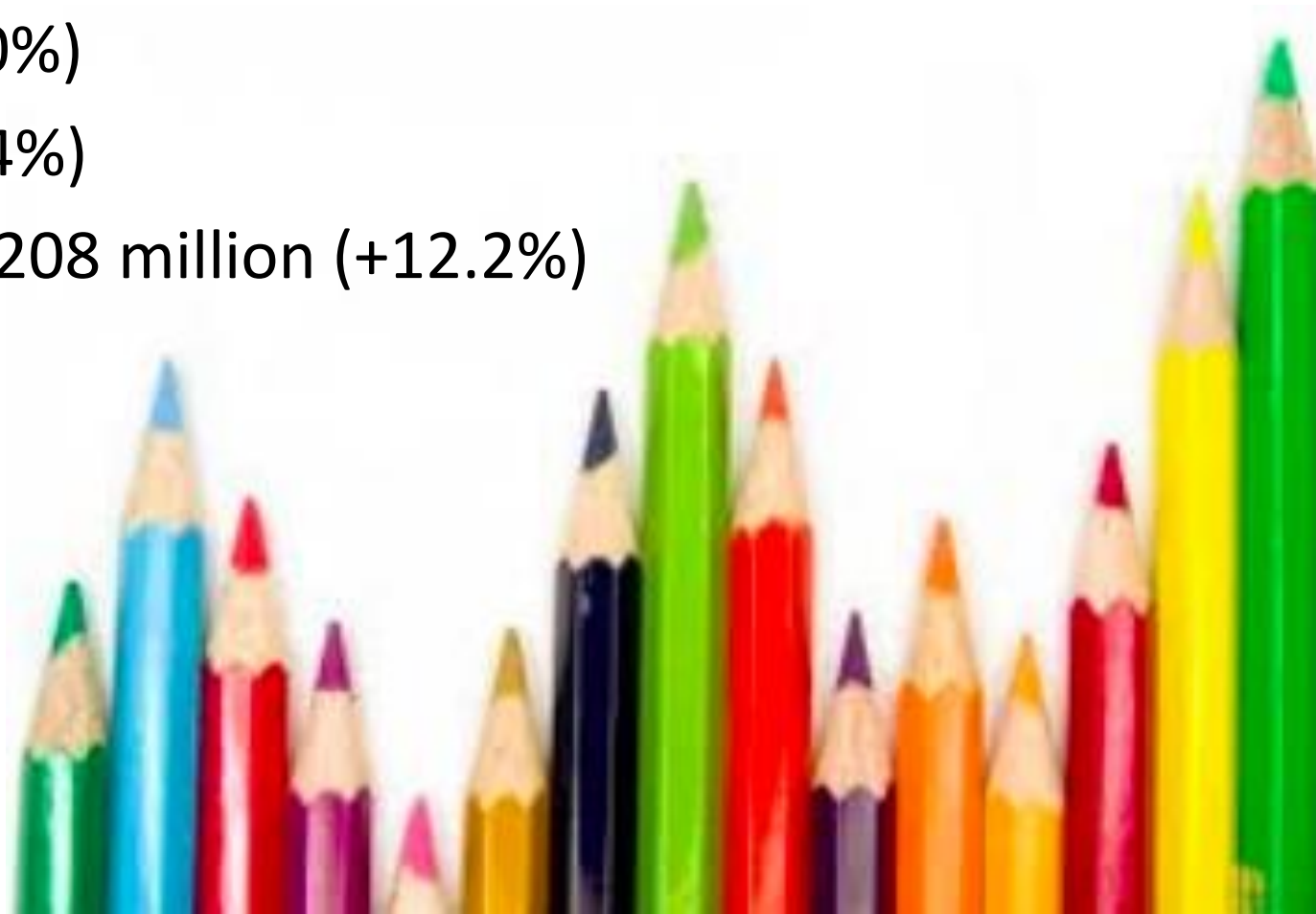
- Library Services and Technology Act = +\$5.65 million (+3%)
- Museum Services is increased \$4.9 million (+17%).
 - Programs for both libraries and museums satisfy critical needs for pre-K, out-of-school, afterschool, summer, and adult learning.
 - Increases mostly for a national digital platform to help museums and libraries share their material resources electronically with other institutions, researchers, and most importantly, the public.



President's 2016 Budget – Big Winners

- ESEA/K-12 = +\$2.7 billion (+11.8%)
- Preschool = +\$500 million (+200%)
- Special Ed = +\$300 million (+2.4%)
- Career/Technical/Adult Ed = +\$208 million (+12.2%)

Source: CEF.org



FEDERAL INVESTMENT IN LOCAL
EARLY CHILDHOOD EDUCATION IS
**SUPPORTED BY
ALL PARTIES**



60%

REPUBLICANS



68%

INDEPENDENTS



84%

DEMOCRATS

High Quality Preschool

- \$75 billion over 10 years in mandatory funds to states to provide high-quality preschool to all children from low and moderate income families.
 - Paid for with tobacco tax increase
- Preschool Development Grants = +\$550 million (+200%)
 - In FY 15 funded under Fund for Improvement of Education
- \$50 million increase for IDEA Preschool grants (+14.2%).
- \$65 million increase for IDEA Grants for Infants and Families (+14.8%).

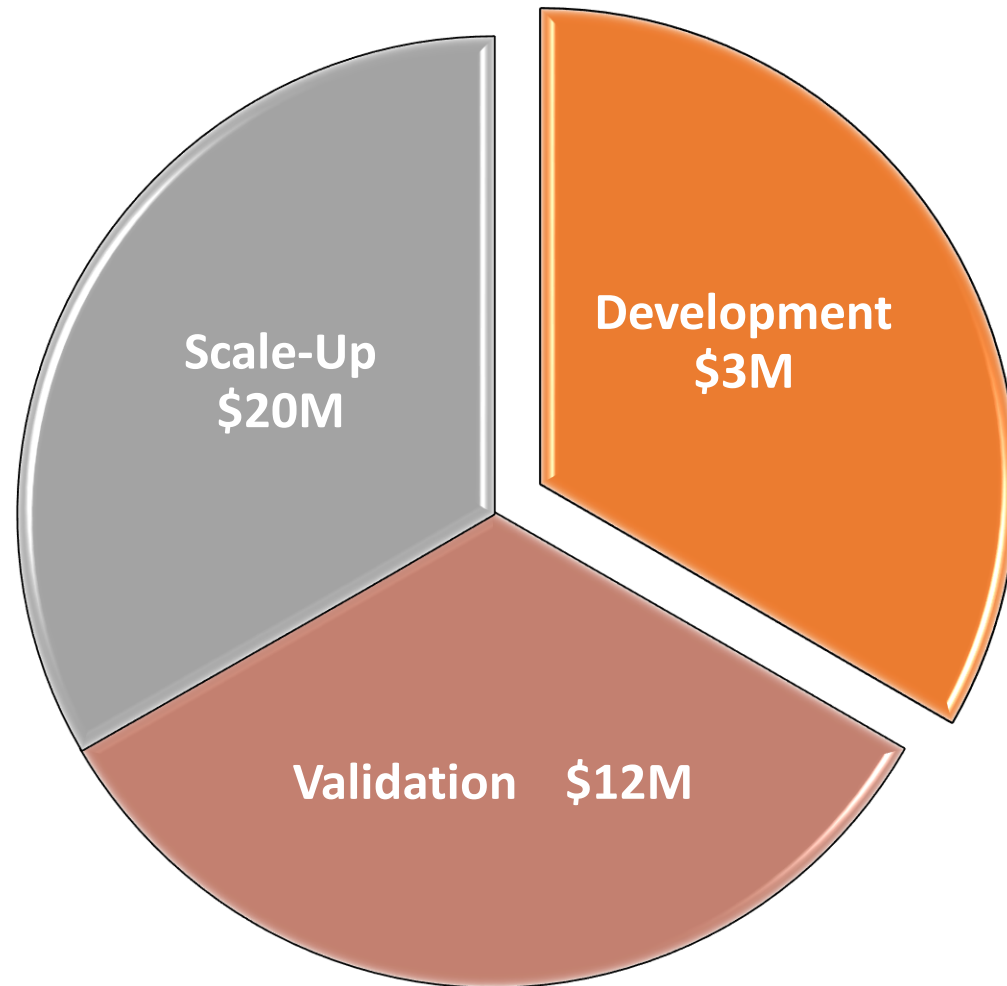


Early Learning Programs

- Head Start (in HHS) = +\$1.52 billion (+17.7%):
 - \$150 million for Early Head Start – Child Care Partnerships
 - \$1.1 billion to expand Head Start programs to full school day and full school year
- Child Care Development Block Grant (in HHS)
 - \$370 million discretionary increase (+15.2%)
 - \$82 billion increase over ten years for the mandatory portion (Child Care Entitlement) to ensure that all low and moderate-income working families (under 200 percent of the Federal Poverty Level) with children age three and below have access to high-quality care



Significant Federal Funds – i3



ConnectEd



- White House initiative comprised of public-private partnerships.
- Goal: 99% of students will have access to next generation broadband by 2018.
 - To transform the education experience for all students regardless of income.
- Company Commitments - \$10B of products and services
 - Hardware, software, connectivity, and professional development
- Future Ready Pledges by districts
 - 1,900 superintendents signed pledges for 14,000,000 students in 16,000 schools
- <https://www.whitehouse.gov/the-press-office/2015/06/25/fact-sheet-connected-two-years-delivering-opportunity-k-12-schools>



Participating Companies and Non-Profits

Adobe

Apple

AT&T

Autodesk

Bloomsbury

Candlewick

Coursera

Cricket Media

Digital Public Library of
America

EdX

Esri

First Book

Hachette

HarperCollins

Institute of Museum &
Library Services

Lee & Low

Macmillan

Microsoft

NY Public Library

O'Reilly Media

Penguin Random House

Prezi

Safari Books Online

Simon & Schuster

Sprint Corporation

Verizon

Some State Opportunities

Increases and Decreases

California



- Budget INCREASES – 2015-16
 - Common Core State Standards Implementation Funds
 - \$1.25B in (2013-14)
 - \$1B in 2015-16 for implementation of Common Core and Next Generation Science Standards
 - CA - Local Control Funding Formula (LCFF) allocations
 - \$35,168,396,537
 - District allocations: <http://www.cde.ca.gov/fg/aa/pa/pa1516.asp>
 - Broadband infrastructure - \$27M
 - K12hsn.org – CA backbone for K12 and Higher Ed
 - Part of \$100M connectivity initiative

More from California

- SB 852 – new budget proposal - \$7.8B increase K14
 - Preschool - \$273M+
 - CTE - \$300M for Career Pathways Trust Program
 - Adult Ed - \$500M for 70 new consortia (local schools?)
- Privacy
 - AB 1442 – Pupil records: social media
 - Source: Fagen, Friedman and Fulfrost LLP
 - www.F3law.com/newsflash.php?nf=445
 - Student online personal information protection act – SB 1177
 - Contract requirements with technology providers – AB 1584



CA Bond Initiative to Watch

- CA Public Ed Facilities Bond Initiative 2016
 - \$3 billion for the construction of new school facilities;
 - \$500 million for providing school facilities for [charter schools](#);
 - \$3 billion for the modernization of school facilities;
 - \$500 million for providing for facilities for career technical education programs; and
 - \$2 billion for acquiring, constructing, renovating and equipping community college facilities.



Microsoft Settlement Funds

- Bet you thought this was all gone! 2012???
 - Bet most districts think the same thing!!!
- Education Technology K-12 Voucher Program
 - General Purpose Voucher
 - Software Voucher
 - Cy pres
- CA has link to site with balance amounts for each district
 - <https://edtechk12vp.com/admin/statementAdmin.aspx>
- Must be spent by **September 25, 2015**.
 - Details: www.cde.ca.gov/ls/et/st/etv.asp



Other States With Increases

- NY
 - Smart Schools Bond Act - \$2B
 - To finance improved ed tech and infrastructure to improve learning and opportunity for students
 - Allocations/district and pertinent docs – programs.governor.ny.gov
 - Plans to be refined
 - BOCES help facilitate
- AK and ND
 - Increases to K-12 ed due to oil boom
- TX
 - Student Success Initiative - \$50.5M
 - \$30M supplemental Pre-K – formula not grant

Budget Decrease: Commonwealth of Virginia



The Commonwealth Institute for Fiscal Analysis
June 2015

FUNDING

State per student direct aid has fallen after adjusting for inflation as many of the cuts made during the last recession still remain in place.

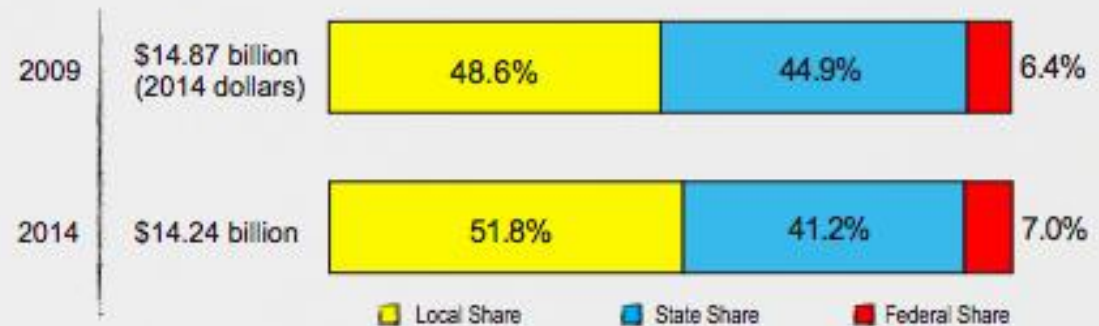
Between 2009 and 2016, state direct aid per student has fallen



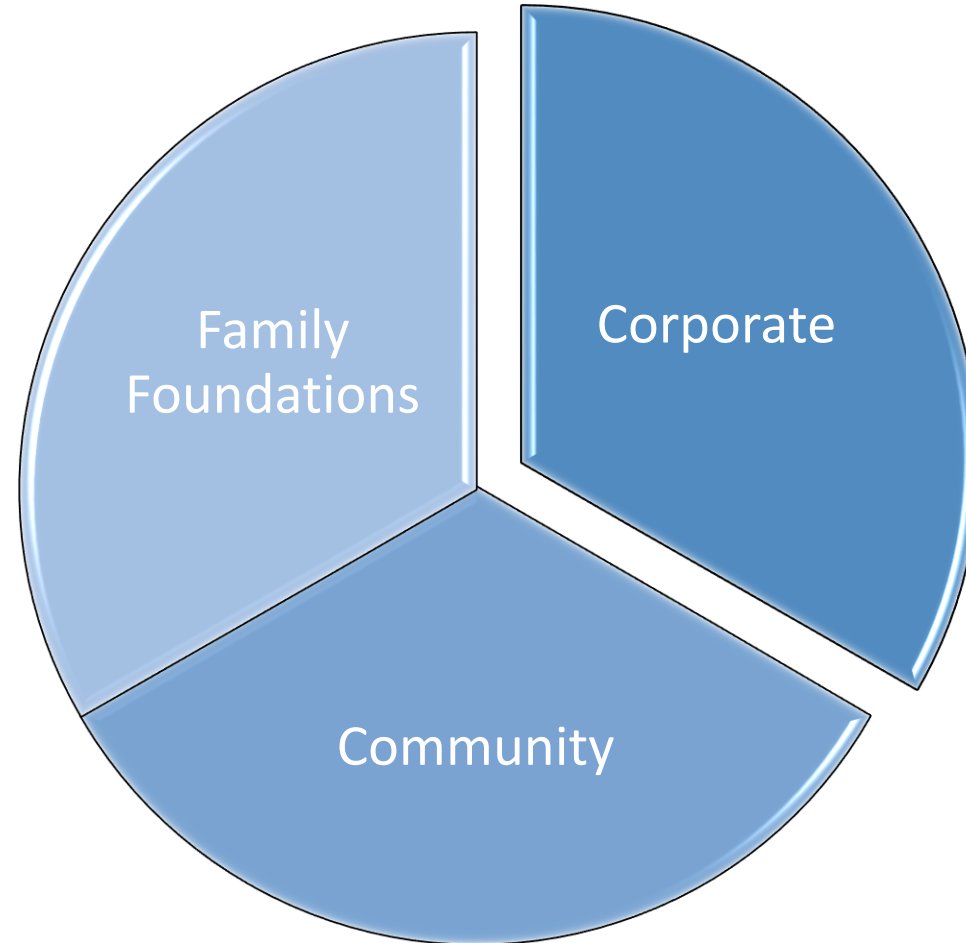
As state support for Virginia's schools has declined, more of the burden has been shifted onto local governments, but they have been unable to make up for all of the state cuts.

Total funding for operations*

*Operations include regular day school, school food services, summer adult, adult education, and other education, but not non-LEA, non-regular day school, debt service, or capital outlay. Pre-K is included in 2014, but not in 2009.



Private Funding



In Summary

- The federal picture has potential but it's an election year.
- Note the focus du jour and align your technology needs:
 - 1:1 school and 1:1 home
 - Student privacy
 - Preschool
 - Online assessment
 - Connectivity
 - Standards
 - Waivers
- The BIG TWO: how does the technology you need improve student achievement and/or teacher quality?

Call to Action

- Know what funds the district has available.
- Align your plans with the focus du jour.
- Remember to co-mingle funds when there doesn't seem to be enough in any one source.
- Don't forget to look at all the funding options: federal, state and private.
- Get your story ready NOW for grants that may be offered. The turnaround time may be very short!

Thank You!



Get Interactive with us on:



facebook.com/Mimio.Technology



twitter.com/mimiotechology



youtube.com/mimioclassroom

Register now for the Next Mimio Webinar!

Tuesday, November 3, 4:30 pm ET

5 Tips to Make Your Lessons More Engaging and More Effective



Lindy George

Instructional Technology Specialist
Collier County Public Schools
Naples, FL



Claire Pavia

Third Grade Teacher
Hinckley-Big Rock Elementary School
Sandwich, IL

<http://www.mimio.com/webinar>

mimio.com
training@mimio.com

mimio