



# WHAT IS BEHIND BUSINESS EXPENSE FRAUD?



Expense fraud costs the U.S. economy  
**\$2.8 billion**  
 annually



**\$2,448**  
 Average annual fraudulent amount claimed by those who commit fraud



Percentage of perpetrators caught  
**17%**

## Who Does It?

Which gender submits more false expenses?



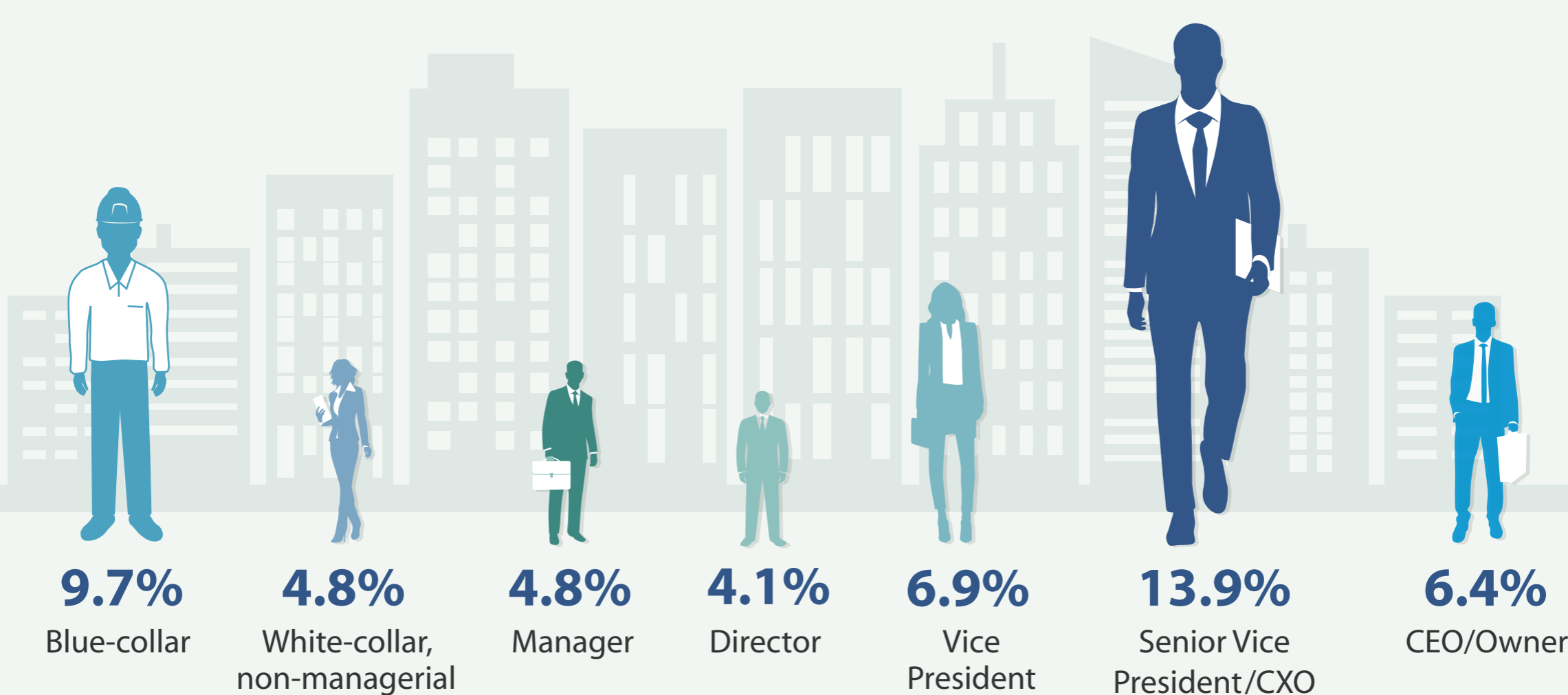
**73%**  
Men  
**27%**  
Women



Most common traits

- Male**
- Age 46**
- Size of company 390 employees**
- Role White-collar, non-managerial**

PERCENTAGE OF PEOPLE IN EACH ROLE WHO ADMIT TO EXPENSE FRAUD:



## How Do They Do It?

Most common fraudulent claims



**44.8%**  
Personal purchases claimed as business expenses



**34.5%**  
Additional mileage



**29.3%**  
Tips recorded higher than what was actually given



**27.6%**  
Submitting more than allowed for an item

Most common submission method



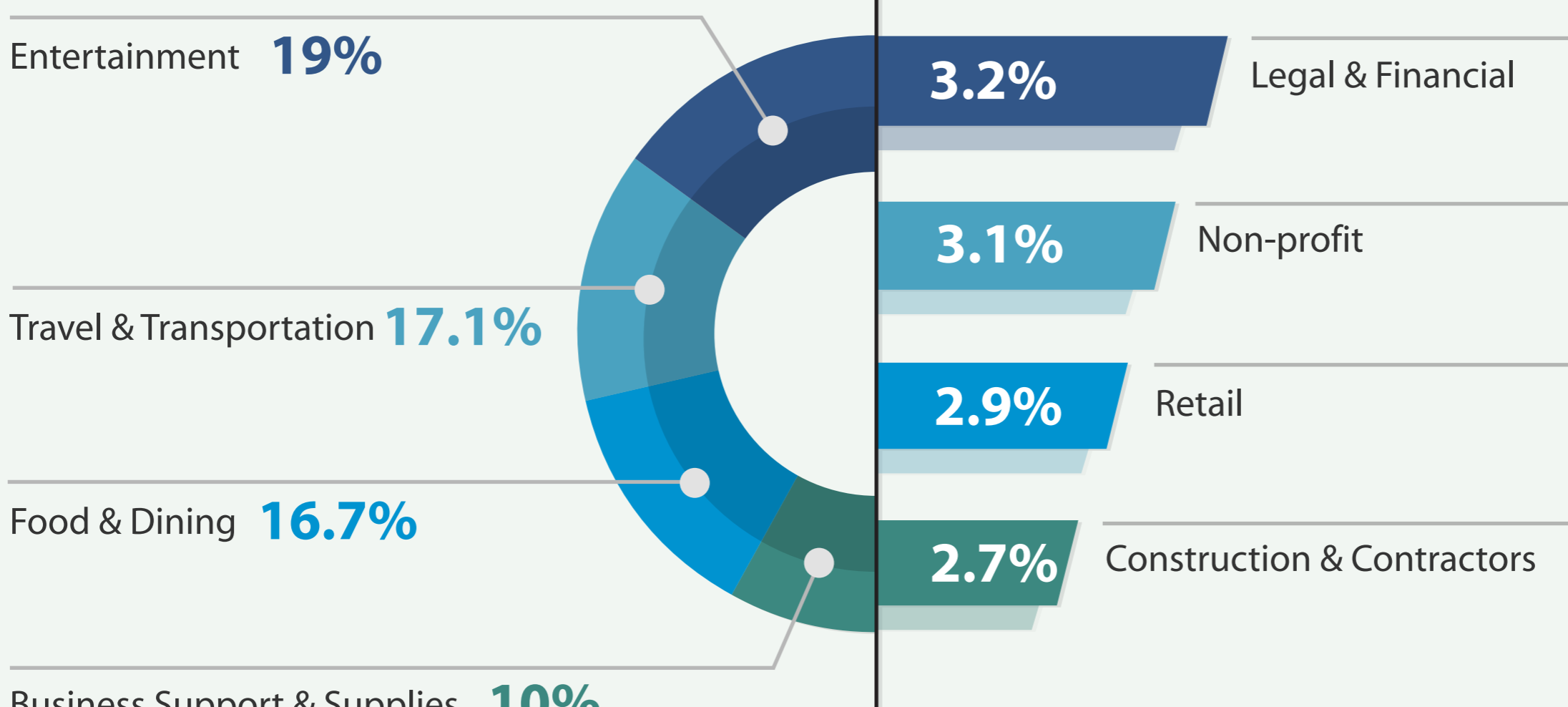
- Gives receipts to an administrator / secretary to compile
- Submits images / hard copies of receipts with a spreadsheet

## Which Industries Are Hardest Hit?

Percentage of people in each industry who admit to committing expense fraud

TOP Four

BOTTOM Four

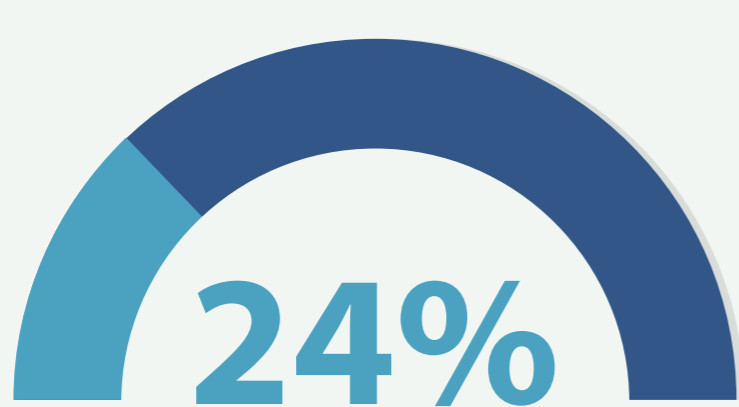


## THE BEST WAY TO PREVENT EXPENSE FRAUD

Of those who commit fraud



**76%**  
Use manual submission processes



**24%**  
Submit with an expense management tool

Expense management systems reduce expense fraud incidents by



All data from a Chrome River / SurveyMonkey online survey of 1,072 business travelers, conducted February 2016.

To learn more about reducing your organization's exposure to expense fraud, download the whitepaper

[10 Ways to Reduce Expense Fraud](#)