


Panel Overlap Detail








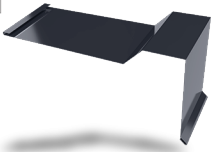
























1. **Underlayment:** High Temp Ice & Water shown. For use at eaves and valleys.
2. **Substrate:** Plywood substrate material shown.
3. **Overlap:** Double overlap shown.

Roof Coverage	22 3/4"
Wall Coverage	24"
Panel Gauges	22*, 24*, 28
Fastener Options	Exposed
Panel Length	3' to 20'
Rib Height	0.25" at 1.25" Centers
Roof Slope	2.5:12 or Greater with Mastic
Impact Rating	Not Available
Wind Uplift Rating	Not Available
Warranty	Based on Paint System
For more information	1.877.783.3568

* Grade 50

Version 3.2, 4/2018



<input type="checkbox"/> 	<input type="checkbox"/> 	<input type="checkbox"/> 	<input type="checkbox"/> 	<input type="checkbox"/> 
Vented/Non-Vented Ridge Cap	Hip Ridge	W Valley	Transition - High to Low	Transition - Low to High
<input type="checkbox"/> 	<input type="checkbox"/> 	<input type="checkbox"/> 	<input type="checkbox"/> 	<input type="checkbox"/> 
Open Prow Gable	Closed Prow Gable	4" Mini Gable	6" Gable	Snowbreak
<input type="checkbox"/> 	<input type="checkbox"/> 	<input type="checkbox"/> 	<input type="checkbox"/> 	<input type="checkbox"/> 
4" Eave	6" Eave	Style D Eave - 2" & 4"	4" Mini Top Cap	6" Top Cap
<input type="checkbox"/> 	<input type="checkbox"/> 	<input type="checkbox"/> 	<input type="checkbox"/> 	<input type="checkbox"/> 
J Trim	Double J Trim	F & J Trim	F Trim	Head Trim
<input type="checkbox"/> 	<input type="checkbox"/> 	<input type="checkbox"/> 	<input type="checkbox"/> 	<input type="checkbox"/> 
Side Wall	End Wall	Outside Corner	Inside Corner	Door Cap
<input type="checkbox"/> 	<input type="checkbox"/> 	<input type="checkbox"/> 	<input type="checkbox"/> 	<input type="checkbox"/> 
Base Drip	Double Base Drip	Broom Base	Wainscot	Fascia

