

Enlarged Fastener Assembly

### Panel Overlap Detail














- Soffit Substrate:** Can be installed to wood framing, metal framing or plywood sheathing
- Perforations:** Available in perforated version with air flow data available



<b>Soffit Coverage</b>	12" or 18"
<b>Stiffener Spacing</b>	6"
<b>Panel Gauges</b>	24*, 26, 29
<b>Fastener Options</b>	Concealed Fastener
<b>Max Panel Length</b>	10'
<b>Relief Height</b>	3/8"
<b>Air Flow Data</b>	Available Upon Request
<b>Perforations</b>	Available
<b>Warranty</b>	Based on Paint System
<b>For more information</b>	1.833.STEEL.US

\* Grade 50

Version 5.1, 4/2021

<input type="checkbox"/> 	<input type="checkbox"/> 	<input type="checkbox"/> 	<input type="checkbox"/> 	<input type="checkbox"/> 
Double J Trim ***	Reverse J Trim *	F & J Trim	F Trim	Head Trim
<input type="checkbox"/> 	<input type="checkbox"/> 	<input type="checkbox"/> 	<input type="checkbox"/> 	<input type="checkbox"/> 
J Trim	Outside Corner	Outside Corner 2	Inside Corner	Inside Corner 2
<input type="checkbox"/> 	<input type="checkbox"/> 	<input type="checkbox"/> 	<div>Additional Trim Profiles Available By Request</div> <div>* Used with Outside &amp; Inside Corner 2 and H Trim</div> <div>** Used with Reverse J Trim</div> <div>*** Color On Both Sides</div>	
Inside Corner Closure	Fascia	H Trim **		

