

RIDGE DETAILS

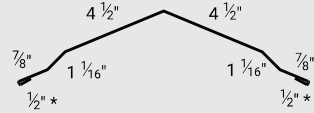
VENTED RIDGE CAP



Profile Code: **DR1**
Detail Code: **01**
Detail Num: **VR**
Girth Num: **15.0"**

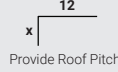


NON-VENTED RIDGE CAP

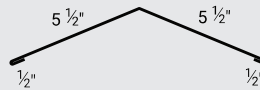


Profile Code: **DR1**
Detail Code: **01**
Detail Num: **NV**
Girth Num: **13.875"**

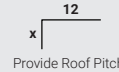
*RF Girth=13.875"



HIP RIDGE

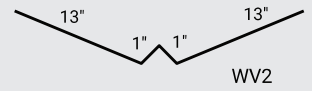


Profile Code: **DR1**
Detail Code: **01**
Detail Num: **HR**
Girth Num: **12.0"**



VALLEY

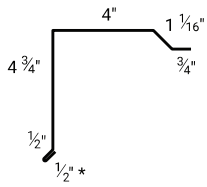
28" W-VALLEY



Profile Code: **DR1**
Detail Code: **08**
Detail Num: **WV2**
Girth Num: **28.0"**

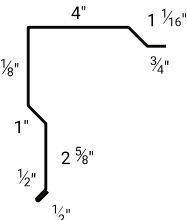
GABLE DETAILS

4" MINI GABLE



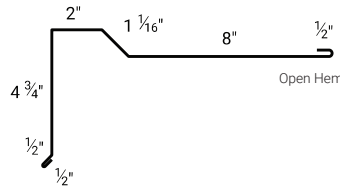
Profile Code: **DR1**
Detail Code: **02**
Detail Num: **4GD**
Girth Num: **11.563"** *RF Girth = 11.44"

6" GABLE



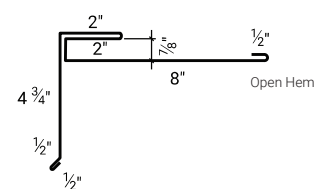
Profile Code: **DR1**
Detail Code: **02**
Detail Num: **6GD**
Girth Num: **13.563"**

OPEN PROW GABLE



Profile Code: **DR1**
Detail Code: **02**
Detail Num: **PG2**
Girth Num: **17.313"**

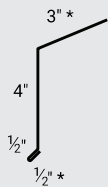
CLOSED PROW GABLE



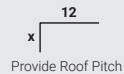
Profile Code: **DR1**
Detail Code: **02**
Detail Num: **PG1**
Girth Num: **19.125"**

EAVE DETAILS

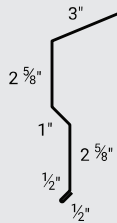
4" EAVE



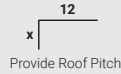
Profile Code: **DR1**
Detail Code: **03**
Detail Num: **4ED**
Girth Num: **8.0"** *RF Girth = 7.875"



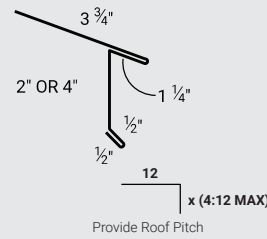
6" EAVE



Profile Code: **DR1**
Detail Code: **03**
Detail Num: **6ED**
Girth Num: **10.25"**



STYLE D EAVE

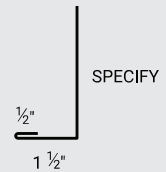


Profile Code: **DR1**
Detail Code: **03**
Detail Num: **D1**
Girth Num: **8.0"**

Profile Code: **DR1**
Detail Code: **03**
Detail Num: **D2**
Girth Num: **10.0"**

Provide Roof Pitch

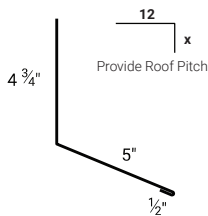
FASCIA



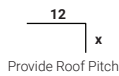
Profile Code: **DR1**
Detail Code: **03**
Detail Num: **F**
Girth Num: **VAR.**

TRANSITIONS

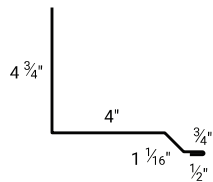
ENDWALL



Profile Code: **DR1**
Detail Code: **07**
Detail Num: **EW**
Girth Num: **10.25"**

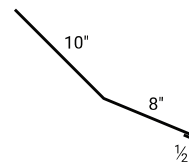


SIDEWALL



Profile Code: **DR1**
Detail Code: **07**
Detail Num: **SW**
Girth Num: **11.063"**

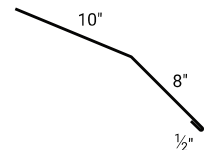
TRANSITION HIGH LOW



Profile Code: **DR1**
Detail Code: **07**
Detail Num: **HL**
Girth Num: **18.5"**

Provide Both Roof Pitches

TRANSITION LOW HIGH

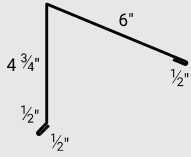


Profile Code: **DR1**
Detail Code: **07**
Detail Num: **LW**
Girth Num: **18.5"**

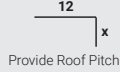
Provide Both Roof Pitches

TOP CAP

4' MINI TOP CAP

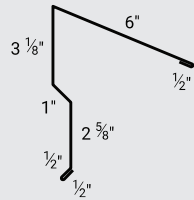


Profile Code: **DR1**
Detail Code: **04**
Detail Num: **MTC**
Girth Num: **12.25"**

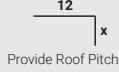


Provide Roof Pitch

6' TOP CAP



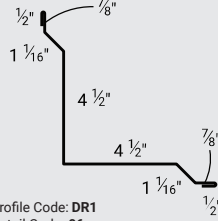
Profile Code: **DR1**
Detail Code: **04**
Detail Num: **6TC**
Girth Num: **14.25"**



Provide Roof Pitch

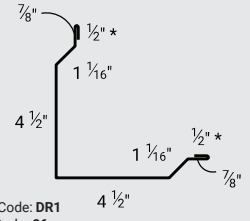
CORNERS

INSIDE CORNER



Profile Code: **DR1**
Detail Code: **06**
Detail Num: **IC**
Girth Num: **13.875"**

OUTSIDE CORNER

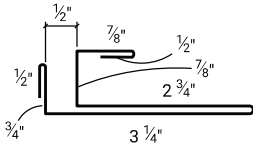


Profile Code: **DR1**
Detail Code: **06**
Detail Num: **OC**
Girth Num: **13.875"**

*RF Girth=13.625"

TRIM PIECES

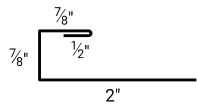
F&J TRIM



Profile Code: **DR1**
Detail Code: **05**
Detail Num: **FJ1**
Girth Num: **9.5"**

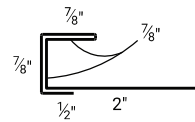
*V-SOFFIT TO 3' TUF RIB

7/8" J TRIM



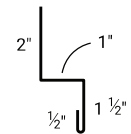
Profile Code: **DR1**
Detail Code: **05**
Detail Num: **JM1**
Girth Num: **4.25"**

7/8" DOUBLE J TRIM



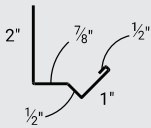
Profile Code: **DR1**
Detail Code: **05**
Detail Num: **JM2**
Girth Num: **6.0"**

WAINSCOT



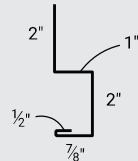
Profile Code: **DR1**
Detail Code: **05**
Detail Num: **ZM2**
Girth Num: **5.0"**

HEAD TRIM



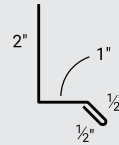
Profile Code: **DR1**
Detail Code: **05**
Detail Num: **HT**
Girth Num: **4.875"**

BROOM BASE



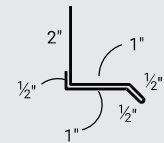
Profile Code: **DR1**
Detail Code: **05**
Detail Num: **BT3**
Girth Num: **6.375"**

BASE DRIP



Profile Code: **DR1**
Detail Code: **05**
Detail Num: **BT1**
Girth Num: **4.0"**

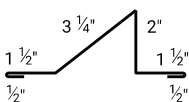
DOUBLE BASE DRIP



Profile Code: **DR1**
Detail Code: **05**
Detail Num: **BT2**
Girth Num: **5.5"**

SPECIALTY

SNOW BREAK



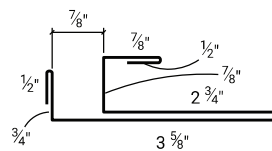
Profile Code: **DR1**
Detail Code: **09**
Detail Num: **SB**
Girth Num: **9.25"**

DOOR CAP



Profile Code: **DR1**
Detail Code: **09**
Detail Num: **DC**
Girth Num: **VAR.**

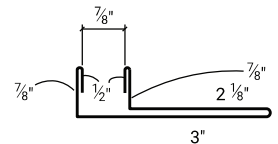
F&J TRIM



Profile Code: **DR1**
Detail Code: **09**
Detail Num: **FJ2**
Girth Num: **9.875"**

3' TUF RIB TO 3' TUF RIB

F TRIM



Profile Code: **DR1**
Detail Code: **09**
Detail Num: **F1**
Girth Num: **7.875"**