


## 24 GA RAWHIDE FINISHES

LET THE TEXTURED STYLE OF OUR RAWHIDE FINISHES MAKE A STATEMENT ON YOUR NEXT PROJECT. THIS MODERN FINISH BRINGS DEPTH AND VISUAL INTEGRITY TO RESIDENTIAL AND COMMERCIAL PROJECTS. THE SCRATCH-RESISTANT COATING AND SUBTLE TEXTURE MAKE RAWHIDE THE PERFECT CHOICE FOR LONG LASTING ROOFING, SIDING AND INTERIOR DESIGN.


RAWHIDE FINISHES HAVE BEEN TESTED FOR THE TIGHTEST BENDS TO ENSURE OUTSTANDING FORMABILITY WITHOUT LOSING STYLE OR INTEGRITY. THIS FINISH STANDS UP TO SOLVENTS ENSURING EXCELLENT ADHESION OF COATING TO STEEL SURFACE.




**RUSTIC**



**HICKORY**



**SLATE GRAY**



**STEEL GRAY**



**THIS COLOR  
 HAS BEEN  
 DISCONTINUED**

**ASH GRAY**



**BURNISHED SLATE**



**THIS COLOR  
 HAS BEEN  
 DISCONTINUED**

**APACHE**




**THIS COLOR  
 HAS BEEN  
 DISCONTINUED**

**CHILI POWDER**




**THIS COLOR  
 HAS BEEN  
 DISCONTINUED**

**HARTFORD GREEN**



**DARK WALNUT**



**COAL BLACK**

Rustic  
 Hickory  
 Slate Gray  
 Steel Gray  
 Burnished Slate  
 Dark Walnut  
 Coal Black

Standing Seam							
3" Trapezoidal	•	•	•	•	•	•	•
2" Mechanical Lock	•	•	•	•	•	•	•
1.5" Mechanical Lock	•	•	•	•	•	•	•
1" Mechanical Lock	•	•	•	•	•	•	•
1.75" Tru Snap							
1.5" Tru Snap	•	•	•	•	•	•	•
1" Tru Snap	•	•	•	•	•	•	•
Ultra Batten	•	•	•	•	•	•	•
Snap Batten	•	•	•	•	•	•	•
1.5" Nail Strip	•	•	•	•	•	•	•
1" Nail Strip	•	•	•	•	•	•	•
Corrugated							
7/8" Corrugated	•	•	•	•	•	•	•
3/4" Corrugated							
1/2" Corrugated	•	•	•	•	•	•	•
1/4" Corrugated	•	•	•	•	•	•	•
Box Rib							
7.2 Structural	•	•	•	•	•	•	•
Soffit							
V Soffit	•	•	•	•	•	•	•
Flush Soffit	•	•	•	•	•	•	•
Flat Panels							
Shiplap	•	•	•	•	•	•	•
V Groove Wall	•	•	•	•	•	•	•

We offer many other colors and profiles not included on this chart.  
 See product specialist about gauges, colors and profile availability. Custom trim available with all profiles.  
 • Panel profile available in color listed.