


Panel Overlap Detail



1.

Anti-Siphon Groove: Creates an internal air gap at panel overlap to help prevent water intrusion.
2.

Underlayment: High Temp Ice & Water shown. For use at eaves and valleys.
3.

Substrate: Plywood substrate material shown. Can be used over open framing.

Roof Coverage

36"

Wall Coverage

36"

Panel Gauges

26*, 29*

Fastener Options

Exposed

Panel Length

3' to 40'

Rib Height

0.75" at 9" Centers

Roof Slope

Minimum 1:12 or Greater with Mastic

Impact Rating

ASTM E2218

Wind Uplift Rating

ASTM 1592, UL 580

Warranty

Based on Paint System

For more information

1.877.783.3568

* Grade 80


Version 3.2, 4/2018




Vented/Non-Vented Ridge Cap




Hip Ridge




W Valley




Transition - High to Low




Transition - Low to High




Open Prow Gable




Closed Prow Gable




4" Mini Gable



6" Gable



Snowbreak




4" Eave



6" Eave




Style D Eave - 2" & 4"




4" Mini Top Cap




6" Top Cap




J Trim




Double J Trim




F & J Trim




F Trim



Head Trim



Side Wall




End Wall




Outside Corner




Inside Corner



Door Cap



Base Drip




Double Base Drip



Broom Base



Wainscot



Fascia

