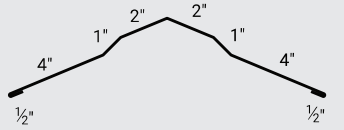



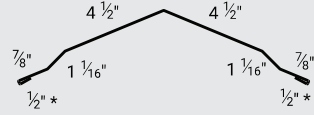
RIDGE DETAILS
VENTED RIDGE CAP



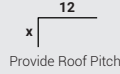
Profile Code: **TS5**
Detail Code: **01**
Detail Num: **VR**
Girth Num: **15.0"**



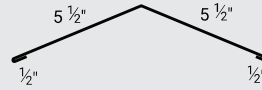
NON-VENTED RIDGE



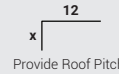
Profile Code: **TS5**
Detail Code: **01**
Detail Num: **NV**
Girth Num: **13.875"**



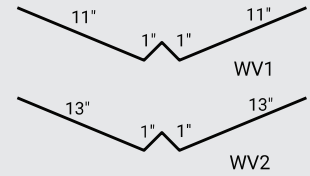
HIP RIDGE



Profile Code: **TS5**
Detail Code: **01**
Detail Num: **HR**
Girth Num: **12.0"**

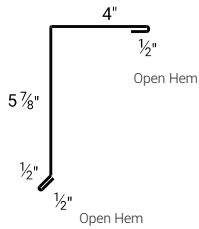


VALLEY
24" or 28" W-VALLEY



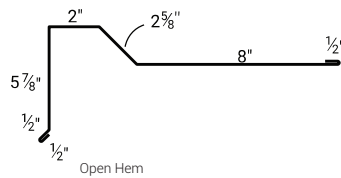
Profile Code: **TS5** Profile Code: **TS5**
Detail Code: **08** Detail Code: **08**
Detail Num: **WV1** Detail Num: **WV2**
Girth Num: **24.0"** Girth Num: **28.0"**

GABLE DETAILS
4" MINI GABLE



Profile Code: **TS5**
Detail Code: **02**
Detail Num: **4GD**
Girth Num: **11.375"**

OPEN PROW GABLE



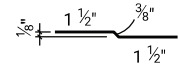
Profile Code: **TS5**
Detail Code: **02**
Detail Num: **PG2**
Girth Num: **20.0"**

CLEATS
CONT. CLEAT



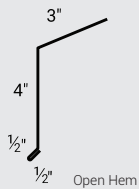
Profile Code: **CL1**
Detail Code: **01**
Detail Num: **HR**
Girth Num: **2.0"**

OFFSET CLEAT

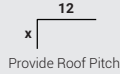


Profile Code: **CL2**
Detail Code: **02**
Detail Num: **OC**
Girth Num: **3.375"**

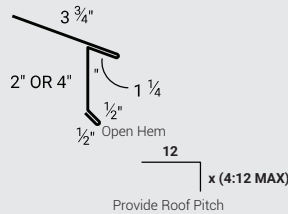
EAVE DETAILS
4" EAVE



Profile Code: **TS5**
Detail Code: **03**
Detail Num: **4ED**
Girth Num: **8.0"**



STYLE D EAVE



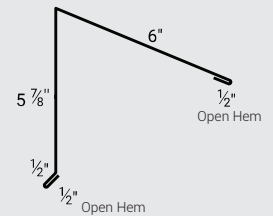
Profile Code: **TS5** Profile Code: **TS5**
Detail Code: **03** Detail Code: **03**
Detail Num: **D1** Detail Num: **D2**
Girth Num: **8.0"** Girth Num: **10.0"**

FASCIA




Profile Code: **TS5**
Detail Code: **03**
Detail Num: **F**
Girth Num: **VAR.**

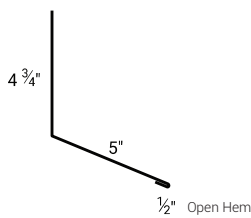
TOP CAP
4" MINI TOP CAP



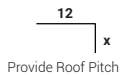
Profile Code: **TS5**
Detail Code: **04**
Detail Num: **MTC**
Girth Num: **13.375"**



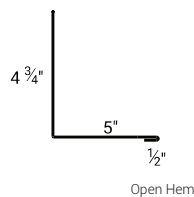
TRANSITIONS
ENDWALL



Profile Code: **TS5**
Detail Code: **07**
Detail Num: **EW**
Girth Num: **10.25"**

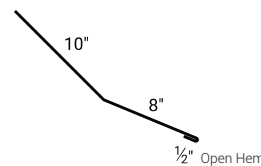


SIDEWALL



Profile Code: **TS5**
Detail Code: **07**
Detail Num: **SW**
Girth Num: **10.25"**

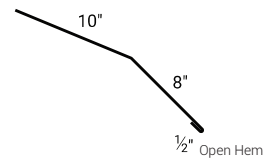
TRANSITION HIGH LOW



Profile Code: **TSS**
Detail Code: **07**
Detail Num: **HL**
Girth Num: **18.5"**

Provide Both Roof Pitches

TRANSITION LOW HIGH

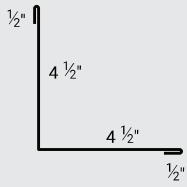


Profile Code: **TSS**
Detail Code: **07**
Detail Num: **LW**
Girth Num: **18.5"**

Provide Both Roof Pitches

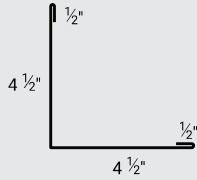
CORNERS

INSIDE CORNER



Profile Code: **TS5**
 Detail Code: **06**
 Detail Num: **IC**
 Girth Num: **10.0"**


OUTSIDE CORNER



Profile Code: **TS5**
 Detail Code: **06**
 Detail Num: **OC**
 Girth Num: **10.0"**

SPECIALTY

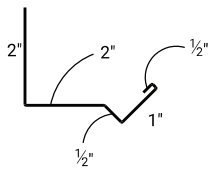
DOOR CAP



Profile Code: **TS5**
 Detail Code: **09**
 Detail Num: **DC**
 Girth Num: **VAR.**

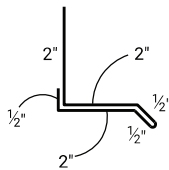
TRIM PIECES

HEAD TRIM



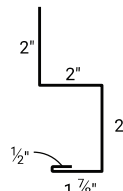
Profile Code: **TS5**
 Detail Code: **05**
 Detail Num: **HT**
 Girth Num: **6.0"**

DOUBLE BASE DRIP



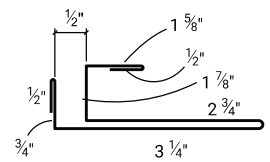
Profile Code: **TS5**
 Detail Code: **05**
 Detail Num: **BT2**
 Girth Num: **7.5"**

BROOM BASE



Profile Code: **TS5**
 Detail Code: **05**
 Detail Num: **BT3**
 Girth Num: **8.375"**

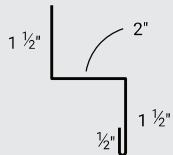
F&J TRIM



V-Soffit to 1 3/4" Tru-Snap

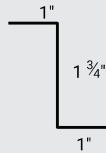
Profile Code: **TS5**
 Detail Code: **05**
 Detail Num: **FJ**
 Girth Num: **11.25"** +V-SOFFIT TO 1 1/2" TRU SNAP

WAINSCOT



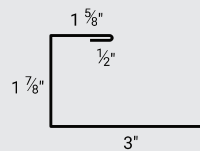
Profile Code: **TS5**
 Detail Code: **05**
 Detail Num: **ZM3**
 Girth Num: **5.5"**

Z TRIM



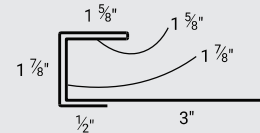
Profile Code: **TS5**
 Detail Code: **05**
 Detail Num: **ZM1**
 Girth Num: **3.75"**

1 7/8" J TRIM



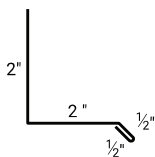
Profile Code: **TS5**
 Detail Code: **05**
 Detail Num: **JM1**
 Girth Num: **7.0"**

1 7/8" DOUBLE J TRIM



Profile Code: **TS5**
 Detail Code: **05**
 Detail Num: **JM2**
 Girth Num: **10.5"**

BASE DRIP



Profile Code: **TS5T**
 Detail Code: **05**
 Detail Num: **BT1**
 Girth Num: **5.0"**