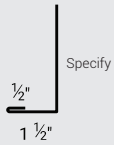
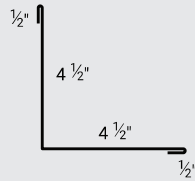


FASCIA F&J TRIM



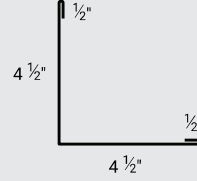
Profile Code: **CR1**
Detail Code: **05**
Detail Num: **FJ**
Girth Num: **VAR.**

CORNERS INSIDE CORNERS



Profile Code: **CR1**
Detail Code: **05**
Detail Num: **IC**
Girth Num: **10.0"**

OUTSIDE CORNER



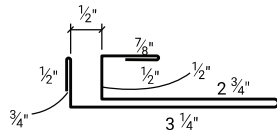
Profile Code: **CR1**
Detail Code: **06**
Detail Num: **OC**
Girth Num: **10.0"**

SPECIALTY DOOR CAP



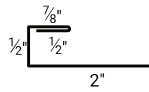
Profile Code: **CR1**
Detail Code: **09**
Detail Num: **DC**
Girth Num: **VAR.**

TRIM PIECES F&J TRIM



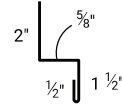
Profile Code: **CR1**
Detail Code: **05**
Detail Num: **FJ**
Girth Num: **9.125"** V-SOFFIT TO 1/4 CORRUGATED

1/2 J TRIM



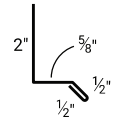
Profile Code: **CR1**
Detail Code: **05**
Detail Num: **JM1**
Girth Num: **3.875"**

WAINSCOT



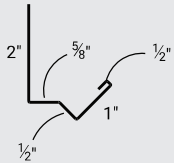
Profile Code: **CR1**
Detail Code: **05**
Detail Num: **ZM**
Girth Num: **4.75"**

BASE DRIP



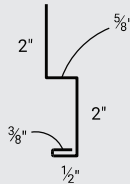
Profile Code: **CR1**
Detail Code: **05**
Detail Num: **BT1**
Girth Num: **3.625"**

HEAD TRIM



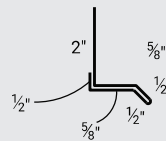
Profile Code: **CR1**
Detail Code: **05**
Detail Num: **HT**
Girth Num: **4.625"**

BROOM BASE



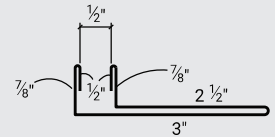
Profile Code: **CR1**
Detail Code: **05**
Detail Num: **BT3**
Girth Num: **5.5"**

DOUBLE BASE DRIP



Profile Code: **CR1**
Detail Code: **05**
Detail Num: **BT2**
Girth Num: **4.75"**

F TRIM



Profile Code: **CR1**
Detail Code: **09**
Detail Num: **F1**
Girth Num: **8.25"**