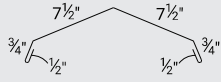
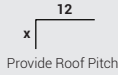


RIDGE DETAILS

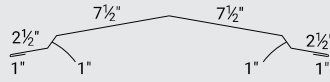
VENTED RIDGE



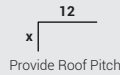
Profile Code: **3TP**
 Detail Code: ?
 Detail Num: ?
 Girth Num: **21.94"**



RIDGE CAP

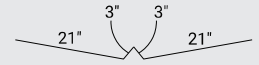


Profile Code: **3TP**
 Detail Code: ?
 Detail Num: ?
 Girth Num: **24.00"**



VALLEY

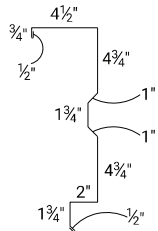
W-VALLEY



Profile Code: **3TP**
 Detail Code: ?
 Detail Num: ?
 Girth Num: **48.00"**

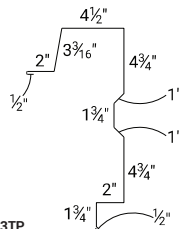
GABLE DETAILS

SCULPTED RAKE TRIM



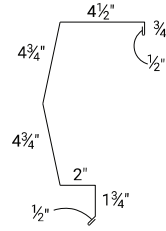
Profile Code: **3TP**
 Detail Code: ?
 Detail Num: ?
 Girth Num: **24.00"**

SCULPTED RAKE TRIM EXPOSED FASTENER



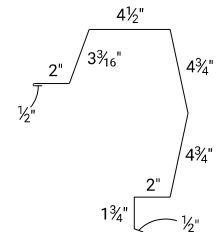
Profile Code: **3TP**
 Detail Code: ?
 Detail Num: ?
 Girth Num: **28.14"**

GABLE



Profile Code: **3TP**
 Detail Code: ?
 Detail Num: ?
 Girth Num: **19.25"**

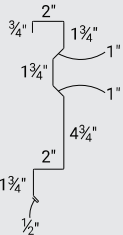
EXPOSED FASTENER GABLE



Profile Code: **3TP**
 Detail Code: ?
 Detail Num: ?
 Girth Num: **24.44"**

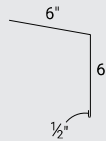
EAVE DETAILS

SCULPTED EAVE TRIM

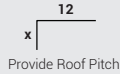


Profile Code: **3TP**
 Detail Code: ?
 Detail Num: ?
 Girth Num: **19.7"**

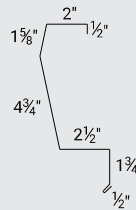
GUTTER EAVE TRIM



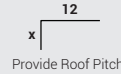
Profile Code: **3TP**
 Detail Code: ?
 Detail Num: ?
 Girth Num: **12.5"**



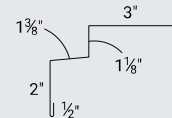
GABLE STEEP PITCH



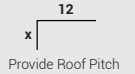
Profile Code: **3TP**
 Detail Code: ?
 Detail Num: ?
 Girth Num: **15.125"**



OFFSET EAVE TRIM

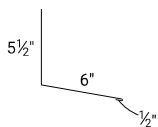


Profile Code: **3TP**
 Detail Code: ?
 Detail Num: ?
 Girth Num: **8.0"**

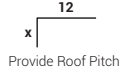


TRANSITIONS

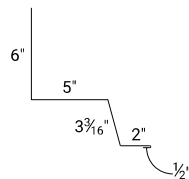
ENDWALL



Profile Code: **3TP**
 Detail Code: ?
 Detail Num: ?
 Girth Num: **12.00"**

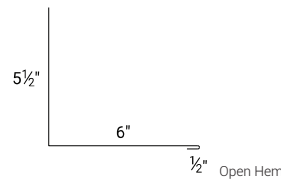


SIDEWALL



Profile Code: **3TP**
 Detail Code: ?
 Detail Num: ?
 Girth Num: **16.625"**

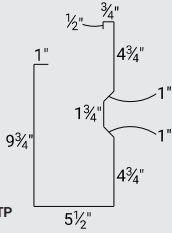
SIDEWALL (FOR USE WITH CLEAT)



Profile Code: **3TP**
 Detail Code: ?
 Detail Num: ?
 Girth Num: **12.00"**

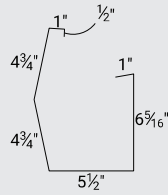
GUTTER

SCULPTED GUTTER

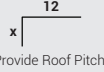


Profile Code: **3TP**
 Detail Code: ?
 Detail Num: ?
 Girth Num: **30.75"**

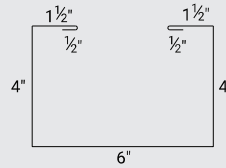
GUTTER



Profile Code: **3TP**
 Detail Code: ?
 Detail Num: ?
 Girth Num: **20.01"**

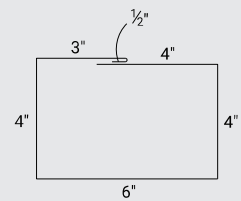


OPEN FACE DOWN SPOUT



Profile Code: **3TP**
 Detail Code: ?
 Detail Num: ?
 Girth Num: **18.00"**

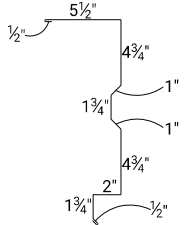
CLOSED FACE DOWN SPOUT



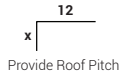
Profile Code: **3TP**
 Detail Code: ?
 Detail Num: ?
 Girth Num: **21.5"**

TOP CAP

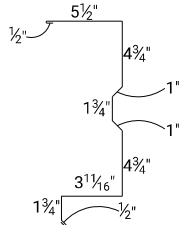
SCULPTED TOP CAP 1/4"-1 3/4" PITCH



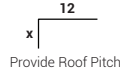
Profile Code: **3TP**
 Detail Code: ?
 Detail Num: ?
 Girth Num: **23.95"**



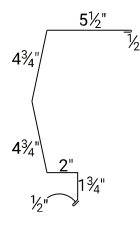
SCULPTED TOP CAP 2"-4" PITCH



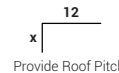
Profile Code: **3TP**
 Detail Code: ?
 Detail Num: ?
 Girth Num: **25.64"**



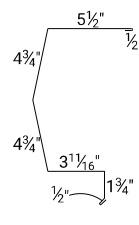
TOP CAP 1/4"-1 3/4" PITCH



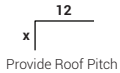
Profile Code: **3TP**
 Detail Code: ?
 Detail Num: ?
 Girth Num: **20.25"**



TOP CAP 2"-4" PITCH

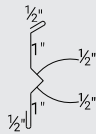


Profile Code: **3TP**
 Detail Code: ?
 Detail Num: ?
 Girth Num: **21.94"**



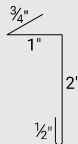
MISC.

REGLET FLASHING



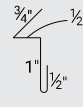
Profile Code: **3TP**
 Detail Code: ?
 Detail Num: ?
 Girth Num: **4.45"**

COUNTER FLASHING



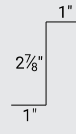
Profile Code: **3TP**
 Detail Code: ?
 Detail Num: ?
 Girth Num: **4.25"**

GABLE SLIDE



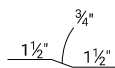
Profile Code: **3TP**
 Detail Code: ?
 Detail Num: ?
 Girth Num: **2.75"**

Z METAL



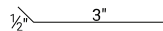
Profile Code: **3TP**
 Detail Code: ?
 Detail Num: ?
 Girth Num: **3.875"**

OFFSET CLEAT



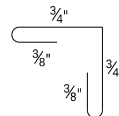
Profile Code: **3TP**
 Detail Code: ?
 Detail Num: ?
 Girth Num: **3.75"**

VENTED RIDGE CLEAT



Profile Code: **3TP**
 Detail Code: ?
 Detail Num: ?
 Girth Num: **3.5"**

GUTTER STRAP



Profile Code: **3TP**
 Detail Code: ?
 Detail Num: ?
 Girth Num: **2.25"**