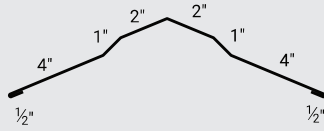



**RIDGE DETAILS**

**VENTED RIDGE CAP**



Profile Code: **CR4**  
Detail Code: **01**  
Detail Num: **VR**  
Girth Num: **15.0"**

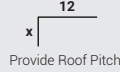


**NON-VENTED RIDGE CAP**

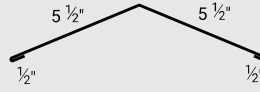


Profile Code: **CR4**  
Detail Code: **01**  
Detail Num: **NV**  
Girth Num: **13.875"**

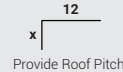
\*RF Girth=13.875"



**HIP RIDGE**

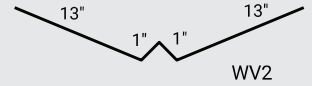


Profile Code: **CR4**  
Detail Code: **01**  
Detail Num: **HR**  
Girth Num: **12.0"**



**VALLEY**

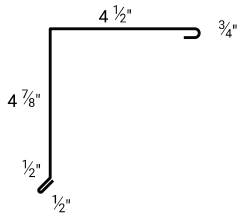
**28" W-VALLEY**



Profile Code: **CR4**  
Detail Code: **08**  
Detail Num: **WV2**  
Girth Num: **24.0"**

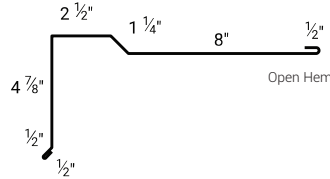
**GABLE DETAILS**

**4" MINI GABLE**



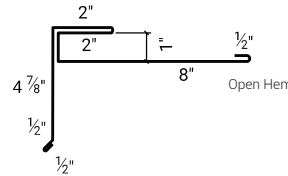
Profile Code: **CR4**  
Detail Code: **02**  
Detail Num: **4GD**  
Girth Num: **11.125"**

**OPEN PROW GABLE**



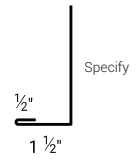
Profile Code: **CR4**  
Detail Code: **02**  
Detail Num: **PG2**  
Girth Num: **18.125"**

**CLOSED PROW GABLE**



Profile Code: **CR4**  
Detail Code: **02**  
Detail Num: **PG1**  
Girth Num: **19.375"**

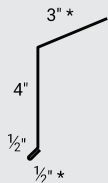
**FASCIA**



Profile Code: **CR4**  
Detail Code: **03**  
Detail Num: **F**  
Girth Num: **VAR.**

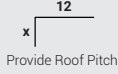
**EAVE DETAILS**

**4" EAVE**

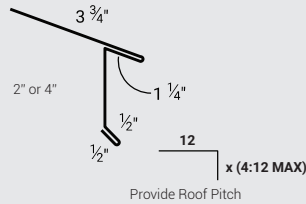


\*RF Girth=7.875"

Profile Code: **CR4**  
Detail Code: **03**  
Detail Num: **4ED**  
Girth Num: **8.0"**



**STYLE D EAVE**

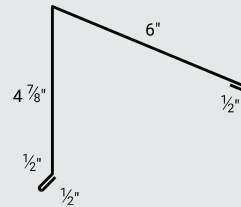


Profile Code: **CR4**  
Detail Code: **03**  
Detail Num: **D1**  
Girth Num: **8.0"**

Profile Code: **CR4**  
Detail Code: **03**  
Detail Num: **D2**  
Girth Num: **10.0"**

**TOP CAP**

**4" MINI TOP CAP**

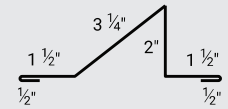


Profile Code: **CR4**  
Detail Code: **04**  
Detail Num: **MTC**  
Girth Num: **12.375"**



**SPECIALTY**

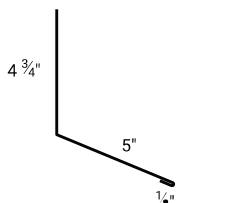
**SNOW BREAK**



Profile Code: **CR4**  
Detail Code: **09**  
Detail Num: **SB**  
Girth Num: **9.25"**

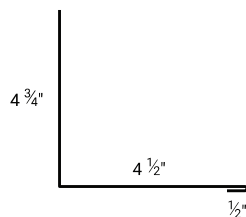
**TRANSITIONS**

**ENDWALL**



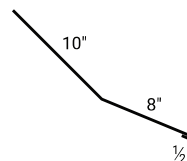
Profile Code: **CR4**  
Detail Code: **07**  
Detail Num: **EW**  
Girth Num: **10.25"**

**SIDEWALL**



Profile Code: **CR4**  
Detail Code: **07**  
Detail Num: **SW**  
Girth Num: **9.75"**

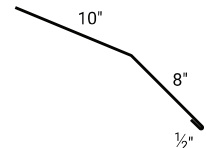
**TRANSITION HIGH LOW**



Profile Code: **CR4**  
Detail Code: **07**  
Detail Num: **HL**  
Girth Num: **18.5"**

Provide Both Roof Pitches

**TRANSITION LOW HIGH**

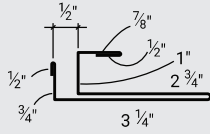


Profile Code: **CR4**  
Detail Code: **07**  
Detail Num: **LW**  
Girth Num: **18.5"**

Provide Both Roof Pitches

**TRIM PIECES**

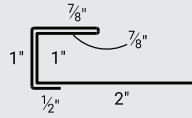
**F&J TRIM**



Profile Code: **CR4**  
 Detail Code: **05**  
 Detail Num: **FJ**  
 Girth Num: **9.625"**

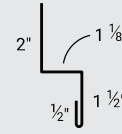
\*V-SOFFIT TO 7/8" CORRUGATED

**1" DOUBLE J TRIM**



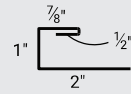
Profile Code: **CR4**  
 Detail Code: **05**  
 Detail Num: **JM**  
 Girth Num: **6.25"**

**WAINSCOT**



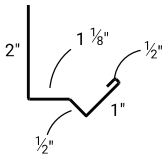
Profile Code: **CR4**  
 Detail Code: **05**  
 Detail Num: **ZM**  
 Girth Num: **5.125"**

**1" J-METAL**



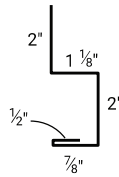
Profile Code: **CR4**  
 Detail Code: **05**  
 Detail Num: **JM**  
 Girth Num: **4.375"**

**HEAD TRIM**



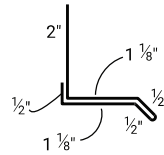
Profile Code: **CR4**  
 Detail Code: **05**  
 Detail Num: **HT**  
 Girth Num: **5.125"**

**BROOM BASE**



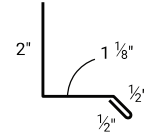
Profile Code: **CR4**  
 Detail Code: **05**  
 Detail Num: **BT3**  
 Girth Num: **6.5"**

**DOUBLE BASE DRIP**



Profile Code: **CR4**  
 Detail Code: **05**  
 Detail Num: **BT2**  
 Girth Num: **5.75"**

**BASE DRIP**



Profile Code: **CR4**  
 Detail Code: **05**  
 Detail Num: **BT1**  
 Girth Num: **4.125"**

**SPECIALTY**

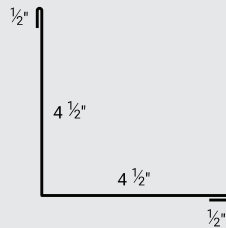
**DOOR CAP**



Profile Code: **CR4**  
 Detail Code: **09**  
 Detail Num: **DC**  
 Girth Num: **VAR.**

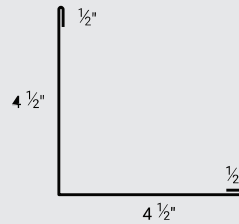
**CORNERS**

**INSIDE CORNER**



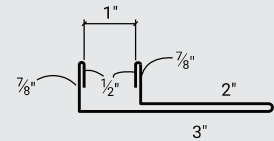
Profile Code: **CR4**  
 Detail Code: **06**  
 Detail Num: **IC**  
 Girth Num: **10.0"**

**OUTSIDE CORNER**



Profile Code: **CR4**  
 Detail Code: **06**  
 Detail Num: **OC**  
 Girth Num: **10.0"**

**F-TRIM**



Profile Code: **CR4**  
 Detail Code: **09**  
 Detail Num: **F1**  
 "Girth Num: **7.75"**