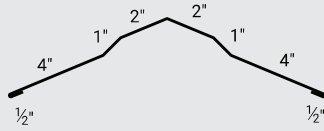



**RIDGE DETAILS**

**VENTED RIDGE CAP**



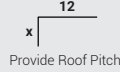
Profile Code: **TR1**  
Detail Code: **01**  
Detail Num: **VR**  
Girth Num: **15.0"**



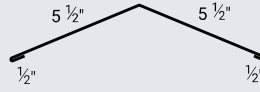
**NON-VENTED RIDGE CAP**



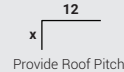
Profile Code: **DD1**  
Detail Code: **01**  
Detail Num: **NV**  
Girth Num: **13.875"**



**HIP RIDGE**

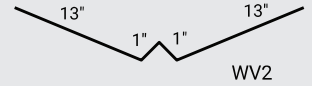


Profile Code: **DD1**  
Detail Code: **01**  
Detail Num: **HR**  
Girth Num: **12.0"**



**VALLEY**

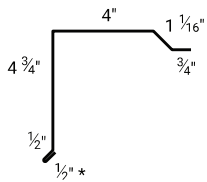
**28" W-VALLEY**



Profile Code: **DD1**  
Detail Code: **08**  
Detail Num: **WV2**  
Girth Num: **28.0"**

**GABLE DETAILS**

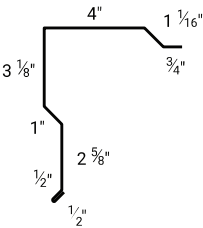
**4" MINI GABLE**



Profile Code: **DD1**  
Detail Code: **02**  
Detail Num: **4GD**  
Girth Num: **11.563"**

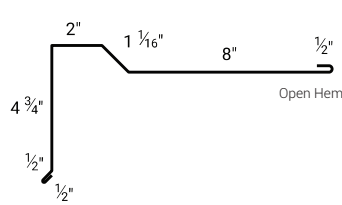
\*RF Girth=11.44"

**6" GABLE**



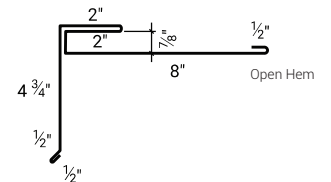
Profile Code: **DD1**  
Detail Code: **02**  
Detail Num: **6GD**  
Girth Num: **13.563"**

**OPEN PROW GABLE**



Profile Code: **DD1**  
Detail Code: **02**  
Detail Num: **PG2**  
Girth Num: **17.313"**

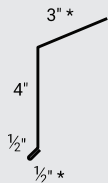
**CLOSED PROW GABLE**



Profile Code: **DD1**  
Detail Code: **02**  
Detail Num: **PG1**  
Girth Num: **19.125"**

**EAVE DETAILS**

**4" EAVE**

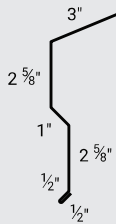


\*RF Girth=7.875"

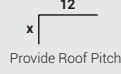
Profile Code: **DD1**  
Detail Code: **03**  
Detail Num: **4ED**  
Girth Num: **8.0"**



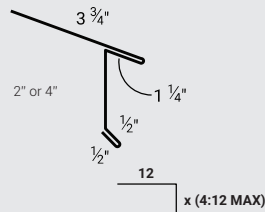
**6" EAVE**



Profile Code: **DD1**  
Detail Code: **03**  
Detail Num: **6ED**  
Girth Num: **10.25"**



**STYLE D EAVE**

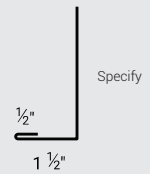


Profile Code: **DD1**  
Detail Code: **03**  
Detail Num: **D1**  
Girth Num: **8.0"**

Profile Code: **DD1**  
Detail Code: **03**  
Detail Num: **D2**  
Girth Num: **10.0"**

Provide Roof Pitch

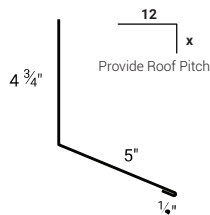
**FASCIA**



Profile Code: **DD1**  
Detail Code: **03**  
Detail Num: **F**  
Girth Num: **VAR.**

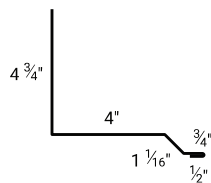
**TRANSITIONS**

**ENDWALL**



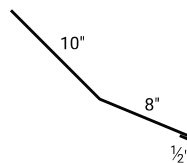
Profile Code: **DD1**  
Detail Code: **07**  
Detail Num: **EW**  
Girth Num: **10.25"**

**SIDEWALL**



Profile Code: **DD1**  
Detail Code: **07**  
Detail Num: **SW**  
Girth Num: **11.063"**

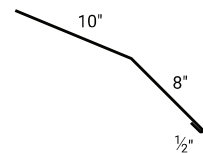
**TRANSITION HIGH LOW**



Profile Code: **DD1**  
Detail Code: **07**  
Detail Num: **HL**  
Girth Num: **18.5"**

Provide Both Roof Pitches

**TRANSITION LOW HIGH**

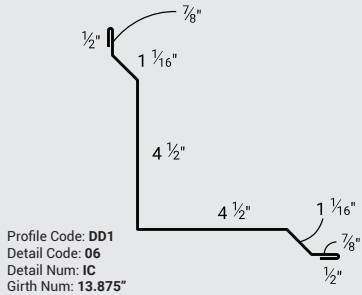


Profile Code: **DD1**  
Detail Code: **07**  
Detail Num: **LW**  
Girth Num: **18.5"**

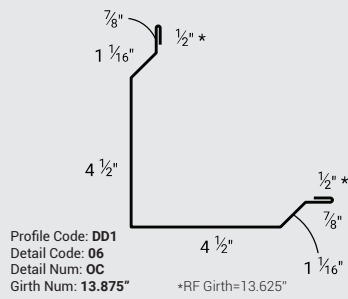
Provide Both Roof Pitches

**CORNERS**

**INSIDE CORNER**

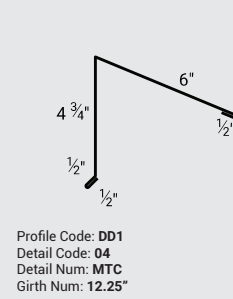


**OUTSIDE CORNER**

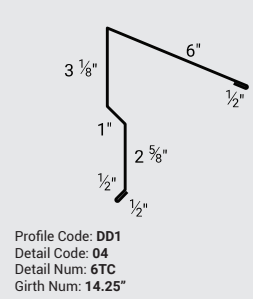


**TOP CAP**

**4" MINI TOP CAP**

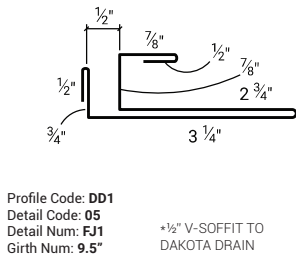


**6" TOP CAP**

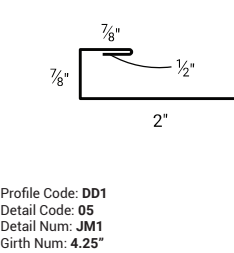


**TRIM PIECES**

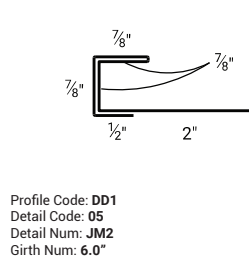
**F&J TRIM**



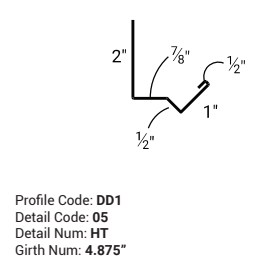
**7/8" J TRIM**



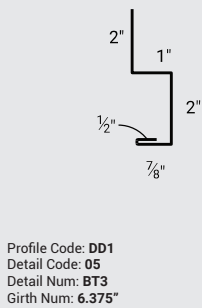
**7/8" DOUBLE J TRIM**



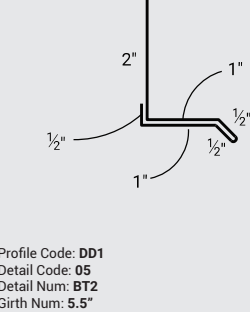
**HEAD TRIM**



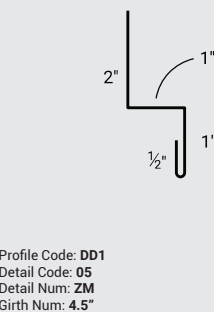
**BROOM BASE**



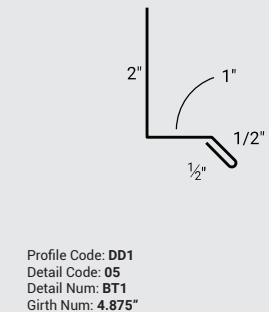
**DOUBLE BASE DRIP**



**WAINSCOT**

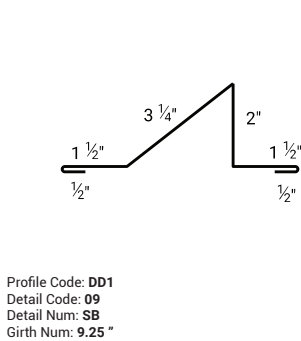


**BASE DRIP**

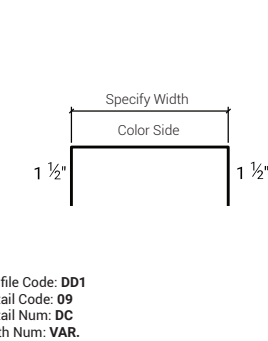


**SPECIALTY**

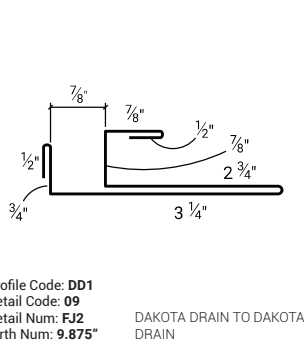
**SNOW BREAK**



**DOOR CAP**



**F&J TRIM**



**F TRIM**

