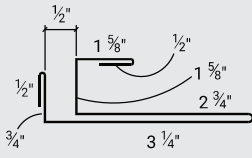


TRIM PIECES

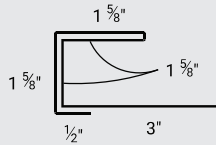
F&J TRIM



Profile Code: **UB1**
 Detail Code: **05**
 Detail Num: **FJ**
 Girth Num: **11.0"**

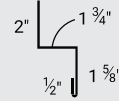
+V-SOFFIT TO ULTRA BATTEN

1 5/8" DOUBLE J TRIM



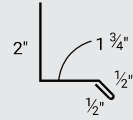
Profile Code: **UB1**
 Detail Code: **05**
 Detail Num: **JM2**
 Girth Num: **10.0"**

WAINSCOT

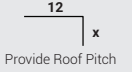


Profile Code: **UB1**
 Detail Code: **05**
 Detail Num: **ZM**
 Girth Num: **5.875"**

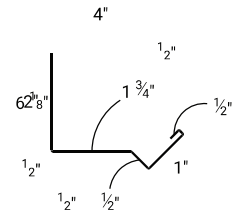
BASE DRIP



Profile Code: **UB1**
 Detail Code: **05**
 Detail Num: **BT1**
 Girth Num: **4.75"**

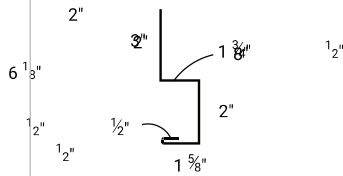


HEAD TRIM



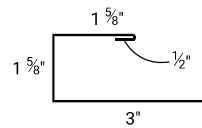
Profile Code: **UB1**
 Detail Code: **05**
 Detail Num: **HT**
 Girth Num: **5.75"**

BROOM BASE



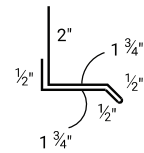
Profile Code: **UB1**
 Detail Code: **05**
 Detail Num: **BT3**
 Girth Num: **7.875"**

1 5/8" J TRIM



Profile Code: **UB1**
 Detail Code: **05**
 Detail Num: **JM1**
 Girth Num: **6.75"**

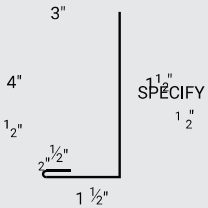
DOUBLE BASE DRIP



Profile Code: **UB1**
 Detail Code: **05**
 Detail Num: **BT2**
 Girth Num: **7.0"**

EAVE DETAILS

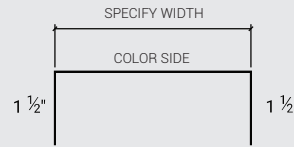
FASCIA



Profile Code: **UB1**
 Detail Code: **03**
 Detail Num: **F**
 Girth Num: **VAR.**

SPECIALTY

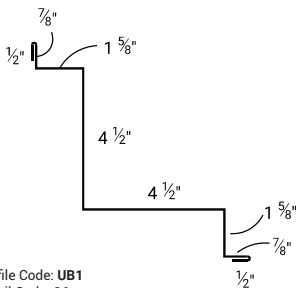
DOOR CAP



Profile Code: **UB1**
 Detail Code: **09**
 Detail Num: **DC**
 Girth Num: **VAR.**

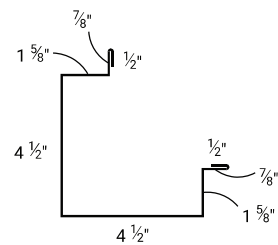
CORNERS

INSIDE CORNER



Profile Code: **UB1**
 Detail Code: **06**
 Detail Num: **IC**
 Girth Num: **15.0"**

OUTSIDE CORNER



Profile Code: **UB1**
 Detail Code: **06**
 Detail Num: **OC**
 Girth Num: **15.0"**