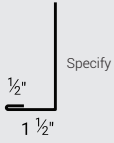
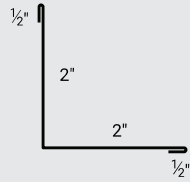


**FASCIA**  
FASCIA



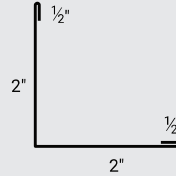
Profile Code: **VS1**  
Detail Code: **03**  
Detail Num: **F**  
Girth Num: **VAR.**

**CORNERS**  
INSIDE CORNER



Profile Code: **VS1**  
Detail Code: **06**  
Detail Num: **IC**  
Girth Num: **5.0"**

OUTSIDE CORNER



Profile Code: **VS1**  
Detail Code: **06**  
Detail Num: **OC**  
Girth Num: **5.0"**

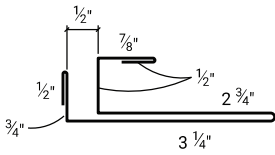
**SPECIALTY**  
DOOR CAP



Profile Code: **VS1**  
Detail Code: **09**  
Detail Num: **DC**  
Girth Num: **VAR.**

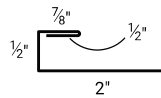
**TRIM PIECES**

F&J TRIM



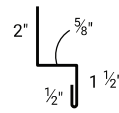
Profile Code: **VS1**  
Detail Code: **05**  
Detail Num: **FJ**  
Girth Num: **9.125"** \*V-SOFFIT TO V-WALL

1/2" J TRIM



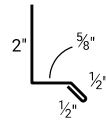
Profile Code: **VS1**  
Detail Code: **05**  
Detail Num: **JM1**  
Girth Num: **3.875"**

WAINSCOT



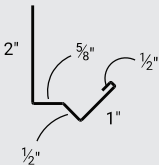
Profile Code: **VS1**  
Detail Code: **05**  
Detail Num: **ZM**  
Girth Num: **4.625"**

BASE DRIP



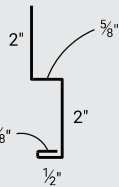
Profile Code: **VS1**  
Detail Code: **05**  
Detail Num: **ZM**  
Girth Num: **3.625"**

HEAD TRIM



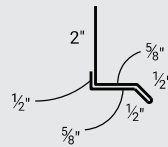
Profile Code: **VS1**  
Detail Code: **05**  
Detail Num: **HT**  
Girth Num: **4.625"**

BROOM BASE



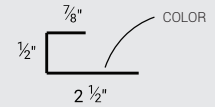
Profile Code: **VS1**  
Detail Code: **05**  
Detail Num: **BT3**  
Girth Num: **5.5"**

DOUBLE BASE DRIP



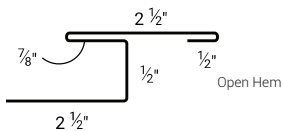
Profile Code: **VS1**  
Detail Code: **05**  
Detail Num: **BT2**  
Girth Num: **4.75"**

REVERSE J-METAL



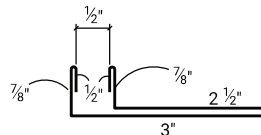
Profile Code: **VS1**  
Detail Code: **06**  
Detail Num: **RJM**  
Girth Num: **3.875"**

H-METAL



Profile Code: **VS1**  
Detail Code: **09**  
Detail Num: **HM**  
Girth Num: **6.875"**

F TRIM



Profile Code: **VS1**  
Detail Code: **09**  
Detail Num: **F1**  
Girth Num: **8.25"**