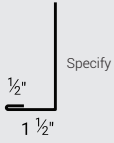
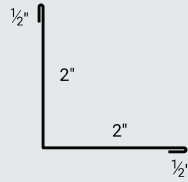


FASCIA
FASCIA



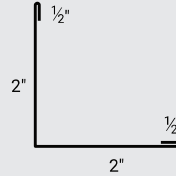
Profile Code: **VS1**
Detail Code: **03**
Detail Num: **F**
Girth Num: **VAR.**

CORNERS
INSIDE CORNER



Profile Code: **VS1**
Detail Code: **06**
Detail Num: **IC**
Girth Num: **5.0"**

OUTSIDE CORNER



Profile Code: **VS1**
Detail Code: **06**
Detail Num: **OC**
Girth Num: **5.0"**

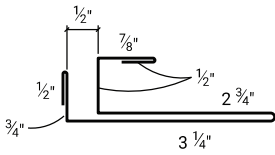
SPECIALTY
DOOR CAP



Profile Code: **VS1**
Detail Code: **09**
Detail Num: **DC**
Girth Num: **VAR.**

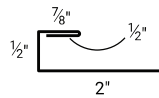
TRIM PIECES

F&J TRIM



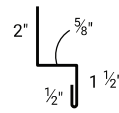
Profile Code: **VS1**
Detail Code: **05**
Detail Num: **FJ**
Girth Num: **9.125"** +V-SOFFIT TO V-SOFFIT

1/2" J TRIM



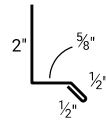
Profile Code: **VS1**
Detail Code: **05**
Detail Num: **JM1**
Girth Num: **3.875"**

WAINSCOT



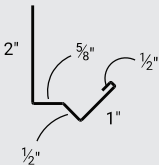
Profile Code: **VS1**
Detail Code: **05**
Detail Num: **ZM**
Girth Num: **4.625"**

BASE DRIP



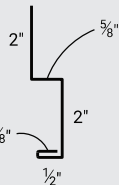
Profile Code: **VS1**
Detail Code: **05**
Detail Num: **ZM**
Girth Num: **3.625"**

HEAD TRIM



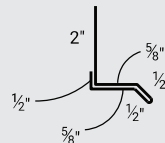
Profile Code: **VS1**
Detail Code: **05**
Detail Num: **HT**
Girth Num: **4.625"**

BROOM BASE



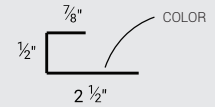
Profile Code: **VS1**
Detail Code: **05**
Detail Num: **BT3**
Girth Num: **5.5"**

DOUBLE BASE DRIP



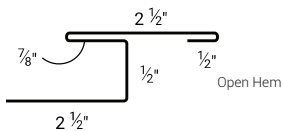
Profile Code: **VS1**
Detail Code: **05**
Detail Num: **BT2**
Girth Num: **4.75"**

REVERSE J-METAL



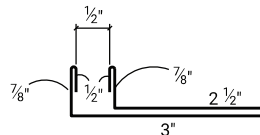
Profile Code: **VS1**
Detail Code: **06**
Detail Num: **RJM**
Girth Num: **3.875"**

H-METAL



Profile Code: **VS1**
Detail Code: **09**
Detail Num: **HM**
Girth Num: **6.875"**

F TRIM



Profile Code: **VS1**
Detail Code: **09**
Detail Num: **F1**
Girth Num: **8.25"**