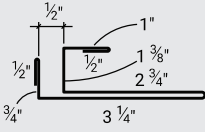


**TRIM PIECES**

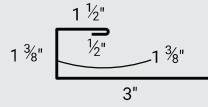
**F&J TRIM**



Profile Code: **PBR2**  
 Detail Code: **05**  
 Detail Num: **FJ**  
 Girth Num: **10.125"**

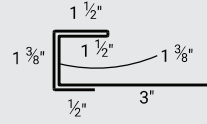
\*V-SOFFIT TO VALLEY RIB

**1 3/8" J TRIM**



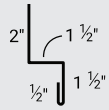
Profile Code: **PBR2**  
 Detail Code: **05**  
 Detail Num: **JM1**  
 Girth Num: **6.375"**

**1 3/8" DOUBLE J TRIM**



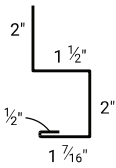
Profile Code: **PBR2**  
 Detail Code: **05**  
 Detail Num: **JM2**  
 Girth Num: **9.25"**

**WAINSCOT**



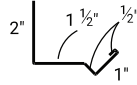
Profile Code: **PBR2**  
 Detail Code: **05**  
 Detail Num: **ZM**  
 Girth Num: **5.5"**

**BROOM BASE**



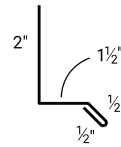
Profile Code: **PBR2**  
 Detail Code: **05**  
 Detail Num: **BT3**  
 Girth Num: **7.44"**

**HEAD TRIM**



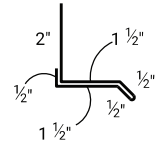
Profile Code: **PBR2**  
 Detail Code: **05**  
 Detail Num: **HT**  
 Girth Num: **5.5"**

**BASE DRIP**



Profile Code: **PBR2**  
 Detail Code: **05**  
 Detail Num: **BT**  
 Girth Num: **4.5"**

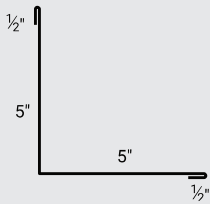
**DOUBLE BASE DRIP**



Profile Code: **PBR2**  
 Detail Code: **05**  
 Detail Num: **BT2**  
 Girth Num: **6.5"**

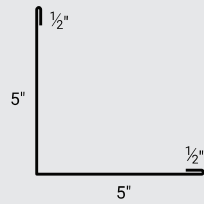
**CORNERS**

**INSIDE CORNER**



Profile Code: **PBR2**  
 Detail Code: **06**  
 Detail Num: **IC**  
 Girth Num: **11.0"**

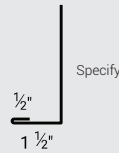
**OUTSIDE CORNER**



Profile Code: **PBR2**  
 Detail Code: **06**  
 Detail Num: **oc**  
 Girth Num: **11.0"**

**SPECIALTY**

**SNOW BREAK**



Profile Code: **PBR2**  
 Detail Code: **03**  
 Detail Num: **f**  
 Girth Num: **VAR.**

**DOOR CAP**



Profile Code: **PBR2**  
 Detail Code: **09**  
 Detail Num: **DC**  
 Girth Num: **VAR.**