

20 CMMS STATISTICS FROM 2015

The results of our 3 month long insight survey are in! Check out what 100 facility and plant managers had to say about their current operations and the top sought after CMMS features in 2015.

WHAT SHAPE WAS THEIR MAINTENANCE DEPARTMENT IN?

45 % OF RESPONDENTS USING MANUAL METHODS

11 IS THE AVERAGE # OF PEOPLE IN THE MAINTENANCE DEPARTMENT.

16% NOT AT ALL

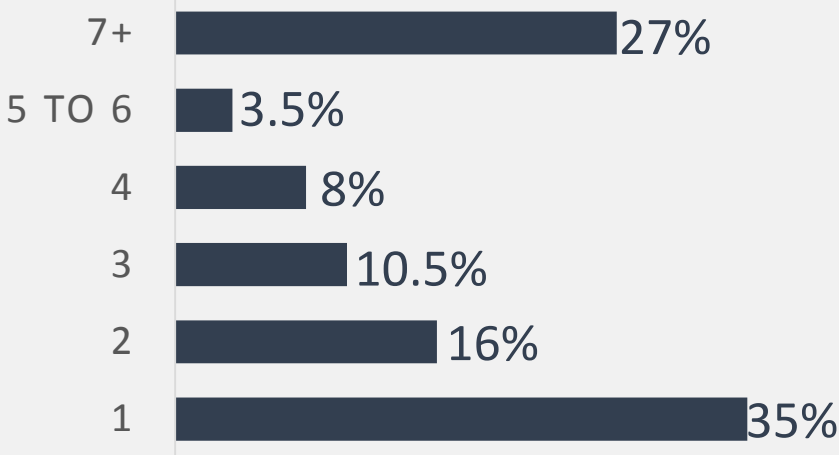
33% SOMEWHAT

6% VERY WELL

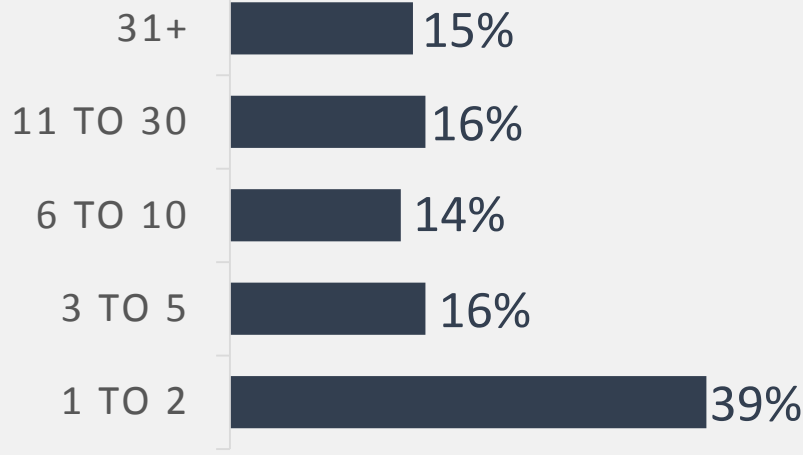
HOW WELL ESTABLISHED IS YOUR MAINTENANCE DEPARTMENT?

WHAT WERE THEIR OPERATIONS LIKE?

OF FACILITIES IN THEIR MAINTENANCE OPERATIONS



OF BUILDINGS IN THEIR MAINTENANCE OPERATIONS



It was common for respondents to have one or two buildings within one facility.

WHAT WERE THEIR TOP 3 REASONS FOR GETTING A CMMS?

84 % OF RESPONDENTS WANT TO BE PROACTIVE IN MAINTENANCE REPAIR



83 % OF RESPONDENTS WANT SIMPLE WORK ORDER FORMS TO TRACK AND MANAGE



74 % OF RESPONDENTS WANT SIMPLE TRACKING AND MANAGING OF EQUIPMENT, ASSETS & INVENTORY



WHICH CMMS ATTRIBUTES AND FEATURES WERE THE MOST IMPORTANT?

ATTRIBUTES

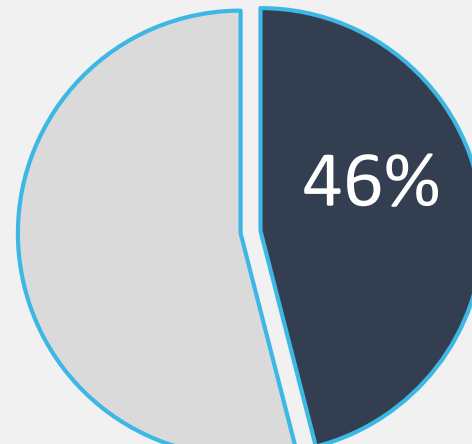
74% RANKED USER FRIENDLINESS EXTREMELY IMPORTANT

...WHILE...

Simple maintenance management software continues to be of the utmost importance to managers. User friendly software means that people of all technical skill level can easily use the program.

0% RANKED USER FRIENDLINESS NOT AT ALL IMPORTANT

ALMOST HALF OF RESPONDENTS BELIEVE EXCELLENT TECHNICAL SUPPORT IS EXTREMELY IMPORTANT

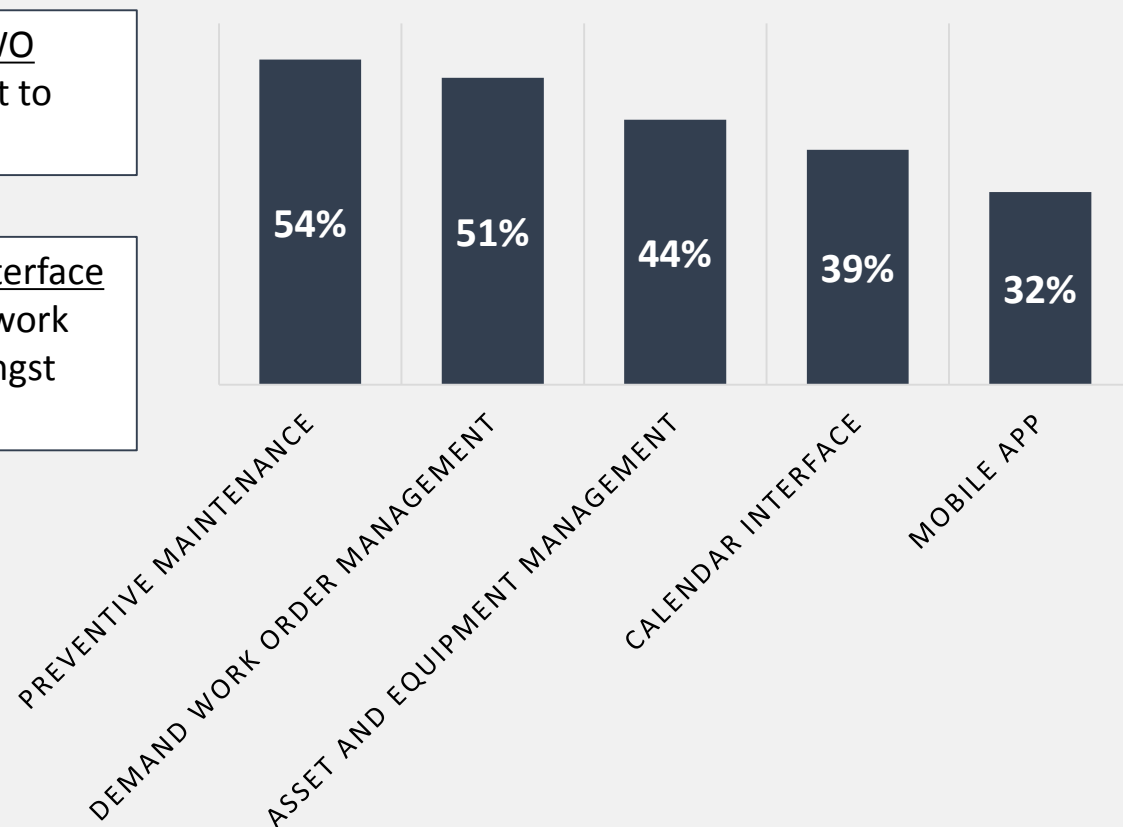


FEATURES

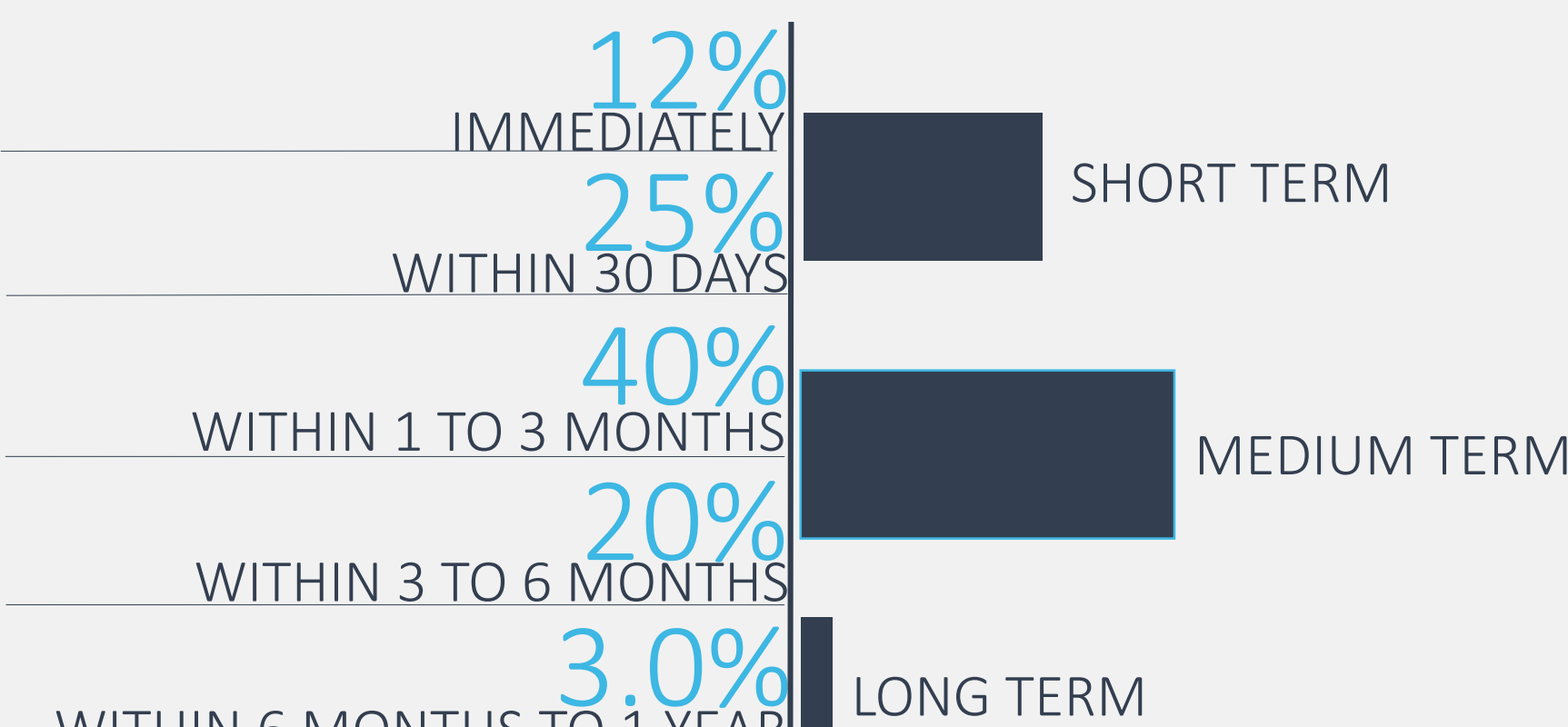
Both demand and scheduled WO management are very important to managers.

Interestingly enough, a calendar interface to view your personal and team work order schedule, ranks high amongst managers.

The importance of the CMMS mobile app continues to grow as more and more departments turn to mobile technology to fit their on-the-go work style.



WHEN WERE THEY LOOKING TO IMPLEMENT A CMMS?



The majority of respondents are looking to implement a CMMS in the medium term. Respondents who were completing our survey, were less likely to implement a CMMS in the long term.

20 CMMS STATISTICS ARE BROUGHT TO YOU BY HIPPO CMMS

