

Your Top-Line



October 15, 2016



Survey Rating

Currently ranked **83rd out of 216 facilities** in Colorado on weighted 3-cycle survey score.

For more on your survey score, see Page 2.



Staffing Rating

To gain a star in Staffing, increase your actual Total hours PPD by 0.211 (12.7 minutes) from 4.705 to 4.916.

For more on your staffing breakdown, see Page 3.



Quality Measure Rating

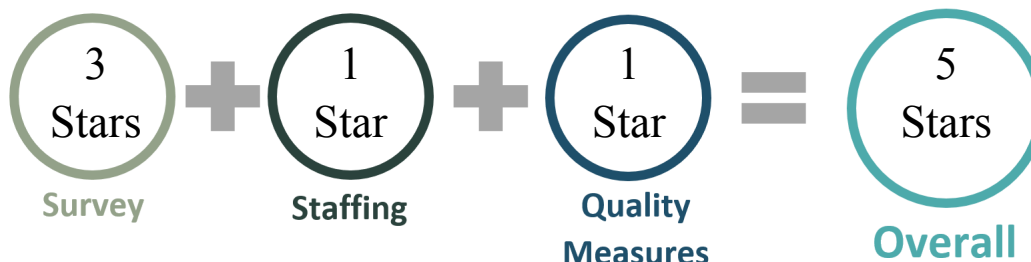
The greatest opportunity to improve your QM rating is on **LS Catheter**, where you are currently earning 20 out of 100 points.

See your performance on all Quality Measures on Page 4.



Overall Rating

Your Overall Rating Calculation



AHCA/NCAL Quality Initiative




See which three Quality Initiative targets your facility has met on Page 5.



AHCA/NCAL Quality Awards

Find out if you are currently eligible to apply for a Silver award on Page 5.

Your Survey Score Breakdown

	Score Breakdown				Deficiencies (#)		
	Initial Score	Revisits		Total Score	Standard Health	Complaint	Total
		#	Score				
Cycle 1 on 03/10/16	36	1	0	36	6	1	7
Cycle 2 on 01/06/15	28	1	0	28	5	4	5
Cycle 3 on 11/07/13	92	1	0	92	9	2	10
Weighted 3-Cycles*	$\frac{36}{2} + \frac{28}{3} + \frac{92}{6} = 42.7$				 To Add a Star* You Need Score < 42.6		

* Note your current survey score may be below threshold to gain a star, as survey ratings are only updated when new surveys or corrections are made.

Count of Deficiencies by Scope/Severity Code and Cycle

This figure shows for each of the last three survey cycles (1, 2, and 3), the number of deficiencies you received at each scope and severity level.

		Scope		
		Isolated	Pattern	Widespread
Severity	Immediate jeopardy	J 1 - 2 - 3 -	K 1 - 2 - 3 -	L 1 - 2 - 3 -
	Actual harm that is not immediate jeopardy	G 1 - 2 - 3 1	H 1 - 2 - 3 -	I 1 - 2 - 3 -
	No actual harm with potential for more than minimal harm that is not immediate jeopardy	D 1 10 2 7 3 8	E 1 5 2 2 3 5	F 1 - 2 - 3 2
	No actual harm with potential for minimal harm	A 1 - 2 - 3 -	B 1 - 2 - 3 -	C 1 - 2 - 3 -

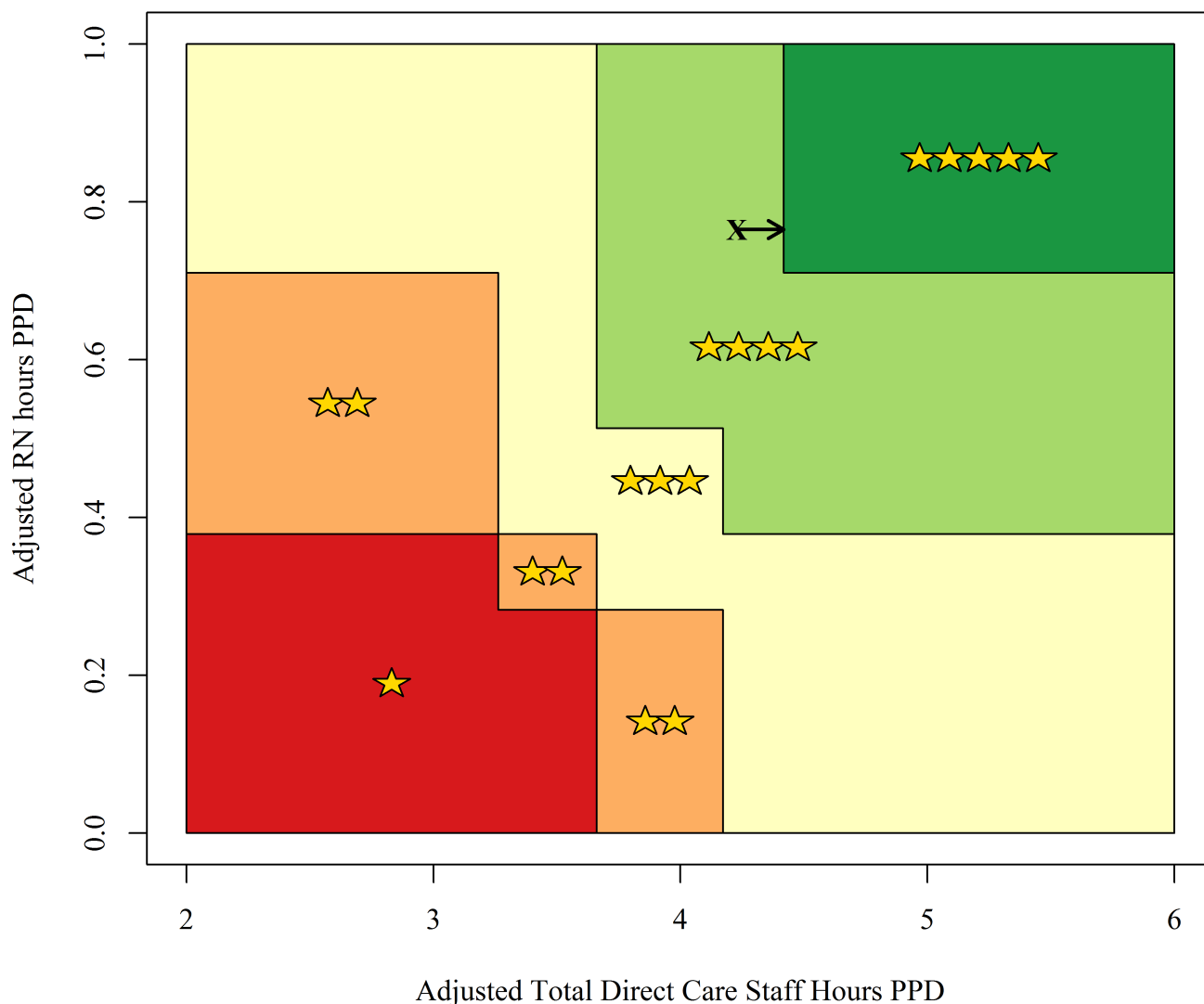
Top 3 Tags Driving Your Survey Score

Tag	Description	3-Cycle		Cycle 1		Cycle 2		Cycle 3	
		Points	%	S/S	Points	S/S	Points	S/S	Points
F323	Free of Accident Hazards/Supervision/Devices	6.0	16%	D	4	D	4	G	20
F371	Food Procurement, Store/Prepare/Serve – Sanitary	5.0	12%	-	-	E	8	F	16
F441	Infection Control, Prevent Spread, Linens	5.0	12%	E	8	D	4	-	-

Your Staffing Rating Breakdown

To gain one Five Star staffing rating (moving from 4-stars to 5-stars), you can increase your *adjusted* DCS hours PPD from 4.23 to 4.42 PPD; this is equivalent to increasing your *actual* DCS hours PPD by 0.21 (12.7 minutes), from 4.71 to 4.92 PPD.

The Figure below shows your current Five Star staffing rating based on your adjusted hours PPD, and the black arrow leading from the “X” indicates your current case-mix adjusted staffing levels and where you need to go to increase your staffing rating. The color graduation from red to green is increasing staffing ratings from 1 to 5.

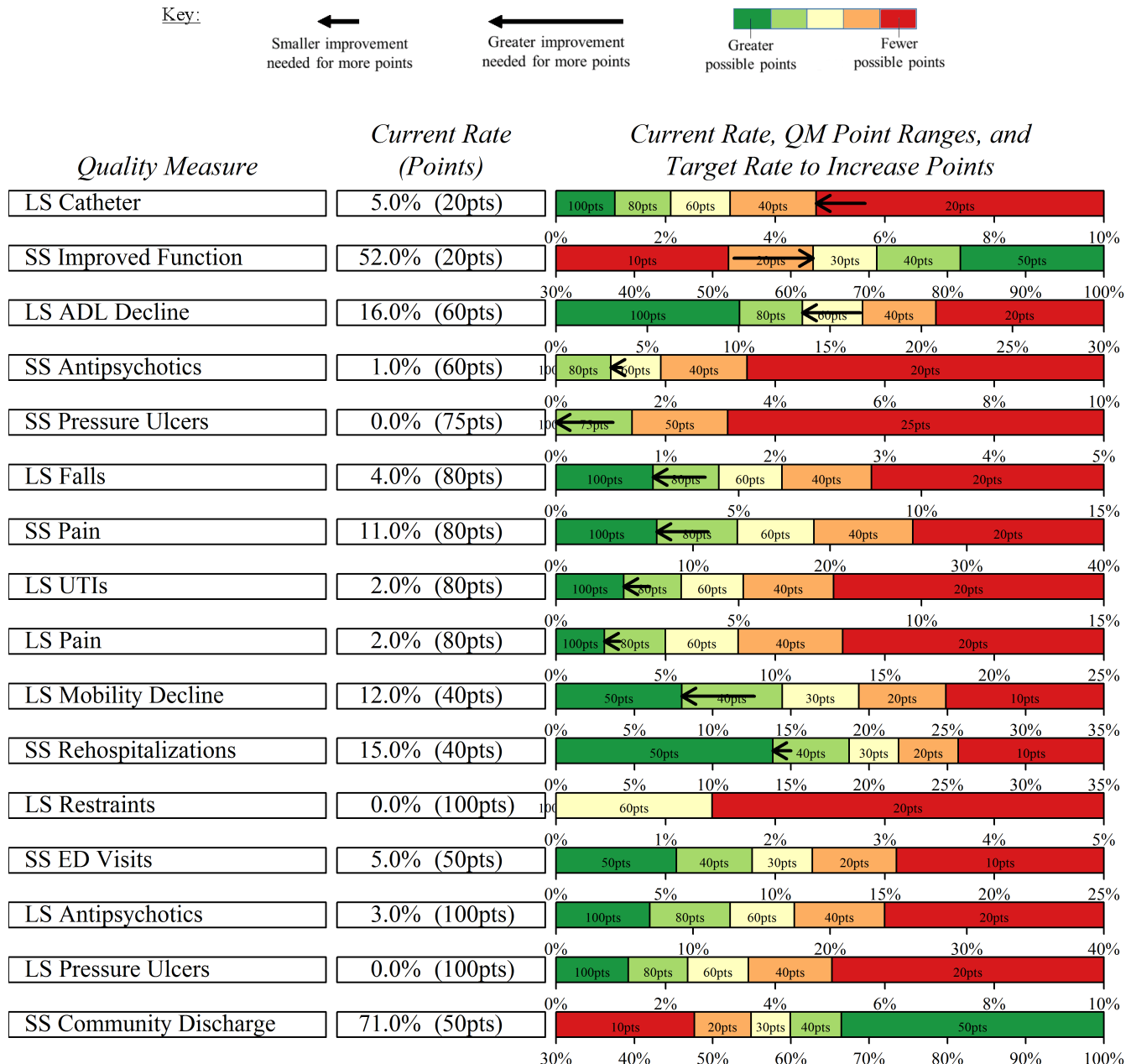


The boundaries for hours PPD between the ratings are as follows:

Staff type	1 Star	2 Stars	3 Stars	4 Stars	5 Stars
RN	< 0.283	0.283-0.378	0.379-0.512	0.513-0.709	≥ 0.710
Total	< 3.262	3.262-3.660	3.661-4.172	4.173-4.417	≥ 4.418














Your Quality Rating Breakdown

Congratulations on achieving a Quality Measure (QM) rating of 5 stars. You are currently 315 from the highest possible points of 1350. The graphic below shows the number of points you have earned, on each QM, with black arrows showing how much your rate needs to improve on each QM and in which direction to earn more points.



Your current points = 1035



Long-Term/ Dementia Care Short-Stay/ Post-Acute Organizational Success	Antipsychotics  Current Rate 0.0% % Change (Goal -30%) -100.0% 	Hospitalizations (LS)  Current Rate (Goal 10%) 8.1%  % Change (Goal -15%) 67.8% 	Summary of Performance 3 of 8 Targets Achieved
	Hospital Readmissions Current Rate (Goal 10%) 12.7%  % Change (Goal -30%) -11.6% 	Discharge to Community  Current Rate (Goal 70%) 80.2%  % Change (Goal +10%) 12.2% 	Functional Improvement Current Rate (Goal TBD) 46.3% % Change (Goal TBD) -4.2%
	Staff Stability Current Rate (Goal 40%) Not Uploaded  % Change (Goal -15%) Not Uploaded 	Customer Satisfaction Goal: Upload CoreQ Data to LTC Trend Tracker Not Uploaded 	Unintended Health Care Outcomes Coming Soon

Icon Key



Achieved Target*



Met Goal



Goal Not Met

* - Must meet at least one goal to achieve target. TBD - To Be Determined

The AHCA/NCAL Quality Initiative

The [2015-2018 initiative](#) challenges members to meet measurable targets in eight areas with a focus on three key priorities: improvements in organizational success, short-stay/post-acute care, and long-term/dementia care.

These areas are aligned with CMS's Quality Assurance /Performance Improvement (QAPI) program and federal mandates, such as Five-Star and the IMPACT Act.

Click on the target headings on the left for target-specific resources.

The AHCA/NCAL Quality Awards Program

A progressive [program](#) that is based on the Baldrige Criteria for Performance Excellence. Participants on the journey move from the Bronze level, to Silver, and then ultimately to the Gold.
[Intent to Apply](#) deadline November 17, 2016.

On average, recipients of Silver and Gold perform better than their peers on quality measures, Five-Star ratings, and financial indicators, as shown in the [Quality Awards Fast Facts](#).



**Your facility received
Bronze in 2007.
Congratulations!**



Eligibility Criteria

- No IJ/SQC on Cycle 1 Survey ☒
- Cycle 1 Total Survey Score < 60 ☒

Recipient in 2007!



Eligibility Criteria

- Bronze Recipient ☒
- No IJ/SQC on Cycle 1 or Cycle 2 ☒
- Combined Cycle 1 and Cycle 2 Survey Score < 60 ☒

Eligible in 2017



Eligibility Criteria

- Silver Recipient ☐
- No IJ/SQC on Cycle 1 or Cycle 2 or Cycle 3 ☒
- Combined Cycle 1, 2, and 3 Survey Score < 60 ☒

[^]Eligibility subject to change. Please read the full Quality Award application packet, at the program website for more on eligibility