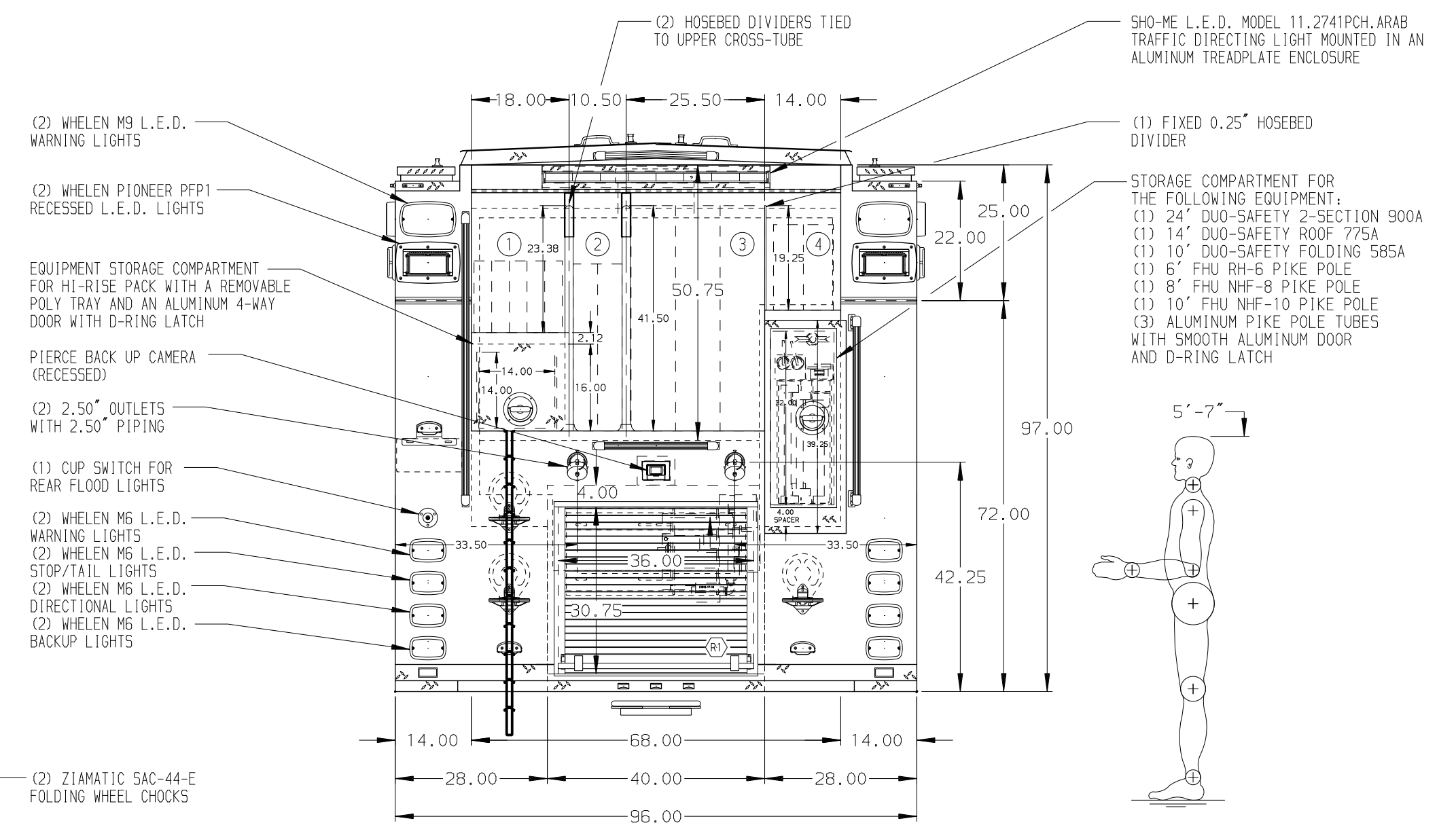
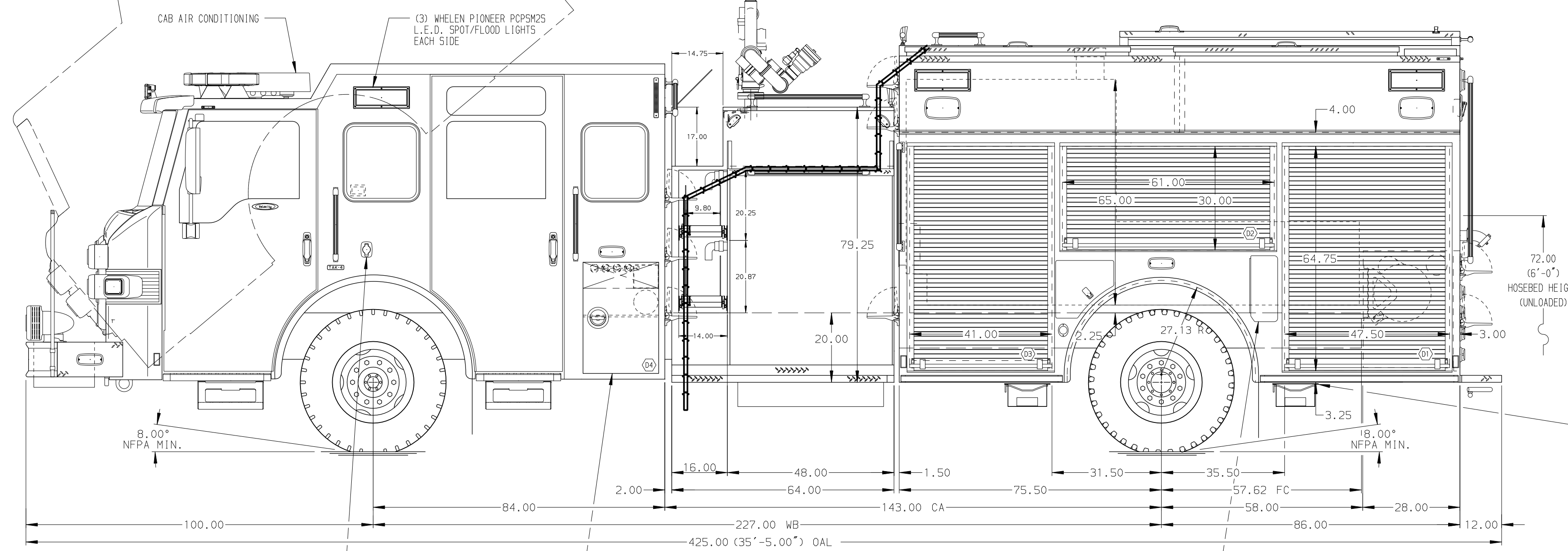
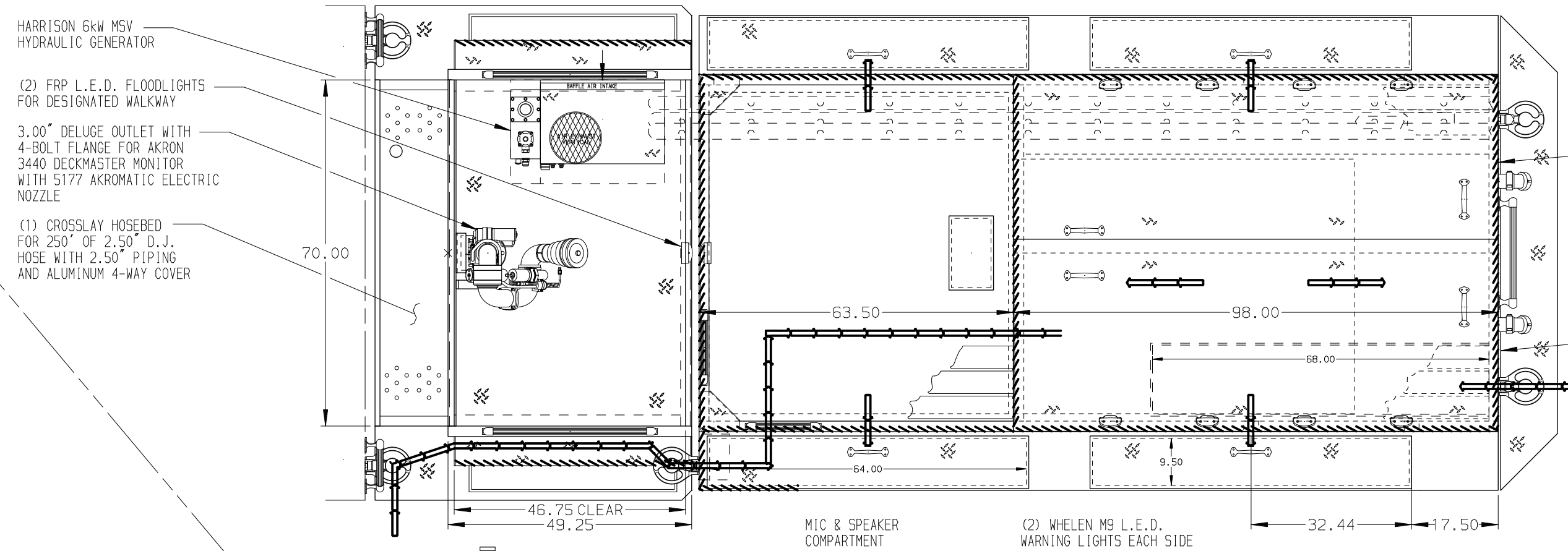


HOSEBED CAPACITIES

| | |
|---|------------------------------|
| 1 | 700' OF 1.75" D.J. HOSE |
| 2 | 600' OF 2.50" D.J. HOSE |
| 3 | 1200' OF 5.00" SNAP-TITE TPX |
| 4 | 300' OF 3.00" D.J. HOSE |



ALUMINUM BODY

NOTE
 DIMENSIONS SHOWN ARE APPROXIMATE AND ARE SUBJECT TO MINOR DEVIATIONS AS MAY OCCUR OR BE NECESSARY IN CONSTRUCTION. MINOR DETAILS NOT SHOWN.

- RUD AUTOMATIC TIRE CHAINS TO BE PROVIDED AT REAR
- KUSSMAUL PUMP PLUS 1000 BATTERY CHARGER/ARIP COMPRESSOR LOCATED IN COMPARTMENT D3
- BATTERY CHARGER INDICATOR BEHIND DRIVER'S SEAT DISPLAYED THROUGH WINDOW
- ONE ADJUSTABLE FULL WIDTH/DEPTH SHELF IN COMPARTMENT D3; TWO IN D1, P1 & P3
- ONE ADJUSTABLE SLIDE-OUT TRAY IN COMPARTMENT D3
- ONE FLOOR MOUNTED SLIDE-OUT TRAY IN COMPARTMENTS D1, D3, P1, P3 & R1
- ALUMINUM SHINE-OUT TOOLBOARD WITH PAC TRAC IN COMPARTMENT P2
- RETENTION NETTING IN COMPARTMENT P1
- PAC TRAC ON THE REAR WALL OF COMPARTMENTS D1, D2, D3, P1 & P2
- PARTITION BETWEEN COMPARTMENTS D1/R1 AND P1/R1

- ADJUSTABLE 3/8" PLATE IN COMPARTMENTS D3 & P1
- LITTLE GIANT VELOCITY LADDER MODEL 13 15413-001 IN COMPARTMENT P1
- BURASURF ON FLOOR OF COMPARTMENT P1
- VINYL ROLL-OUT FLAP IN COMPARTMENTS D2 AND P2
- AIR INLET WITH DISCONNECT COUPLING IN D.S. STEP WELL
- CIRCUIT BREAKER PANEL IN COMPARTMENT P3
- ONE 20A, 120V 6-PLACE RECEPTACLE STRIP LOCATED IN CAB
- ONE 20A, 120V TWIST-LOCK RECEPTACLE ON EACH PUMP PANEL
- ONE 20A, 120V DUPLEX RECEPTACLE LOCATED IN COMPARTMENT P3

- HANNAY ELECTRIC REWIND CORD REEL MODEL 1616-17-18 IN COMPARTMENT R1 WITH 200' OF 12/3 CABLE AND AKRON JUNCTION BOX

| REV | DATE | BY | CH | VELOCITY FR |
|---------|------|-----|--------|-------------|
| 24JUN17 | NPA | DTS | MAKE | |
| 02JUN17 | NPA | DTS | PIERCE | |
| 26APR17 | NPA | CSH | MODEL | |

| | | | |
|--|---|------------|-------------|
| | | JOB NO. | 31159 |
| | | SCALE | 1:24 |
| TITLE 2000-D-1000 GAL POLY, 161" FH FDLR, SIDE CONTROL (1) XRAY, (2) SPEEDLAYS, LADDERS BESDIE TANK, DELUGE | FOR BOROUGH OF ENGLEWOOD CLIFFS ENGLEWOOD CLIFFS, NEW JERSEY | DRAWN BY | NPA 18APR17 |
| | | CHECKED BY | CSH 19APR17 |
| DWG NO. 31159AD | | SHEET SIZE | D |
| | | SHEET NO. | 1 OF 1 |