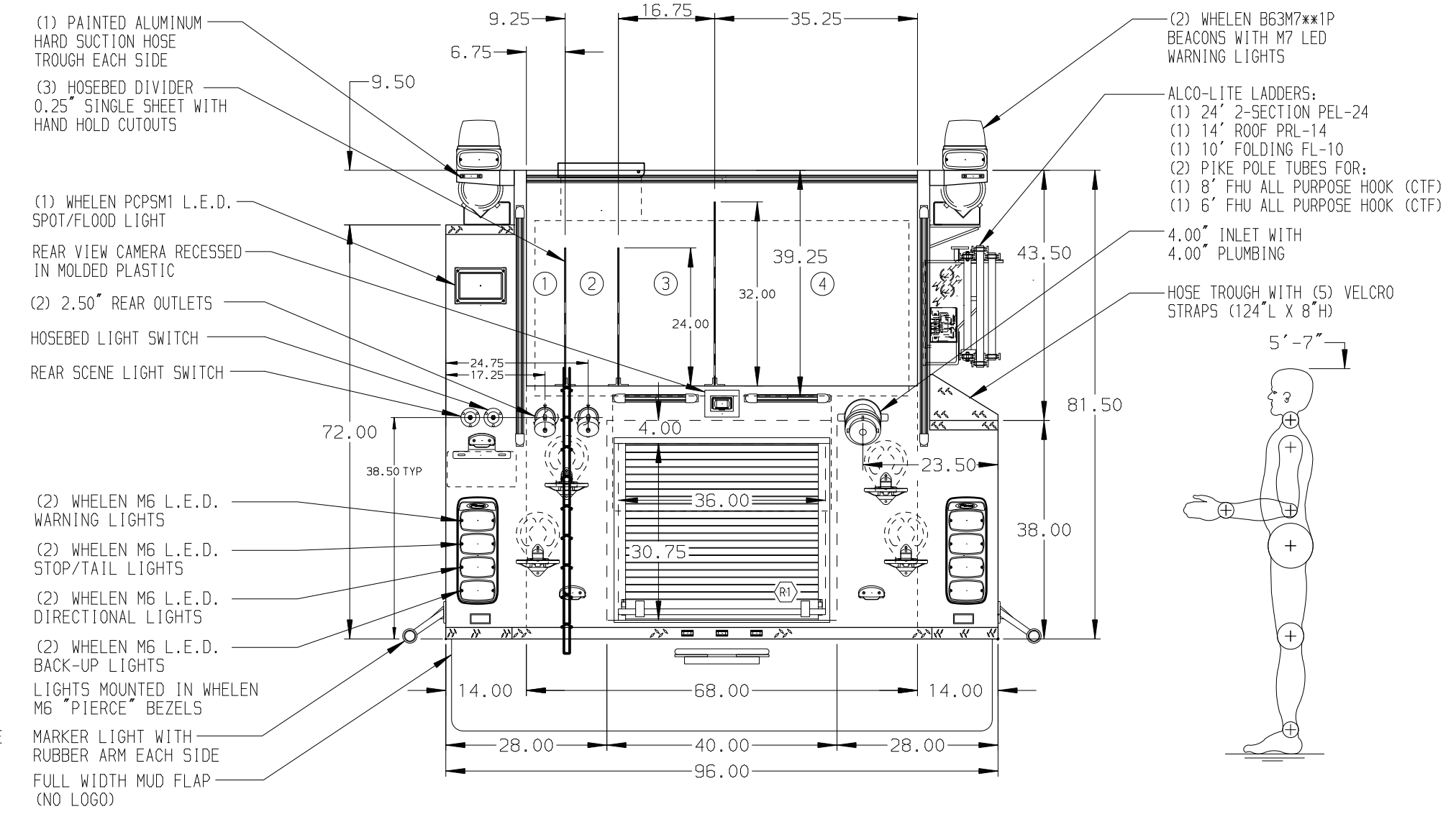
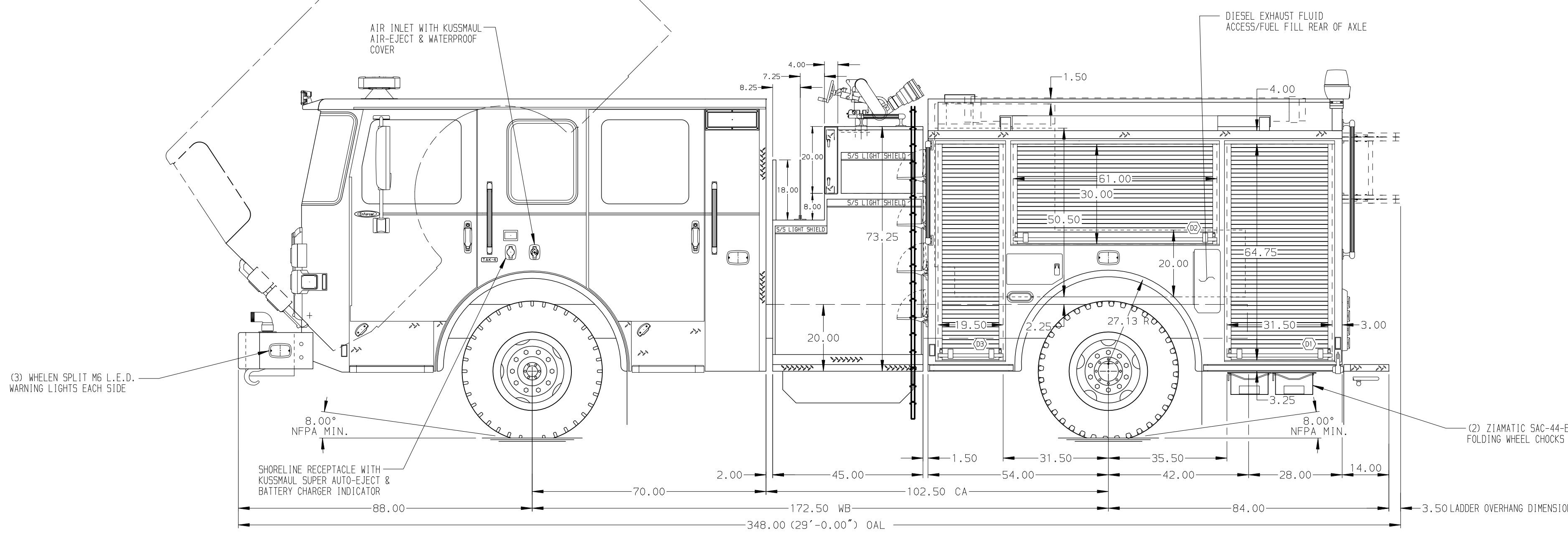
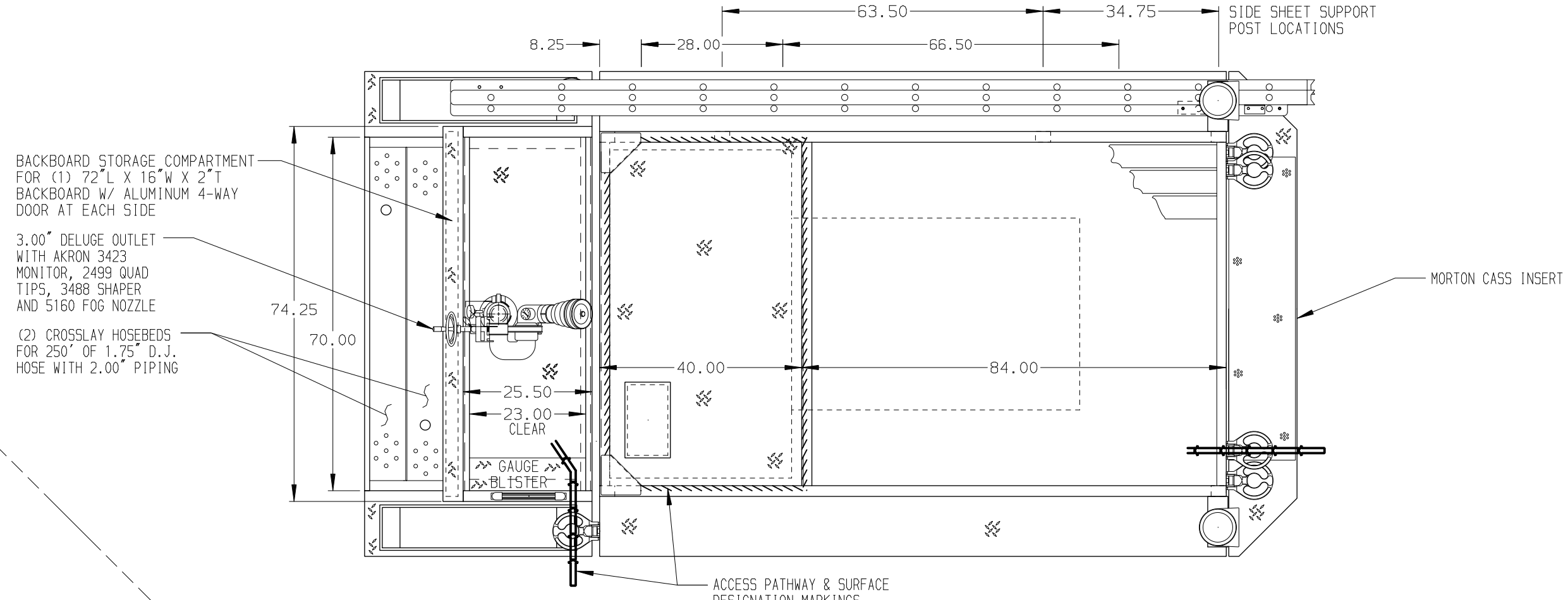


ISOLATION TAPE*

- HOSEBED CAPACITIES
- ① - 400' OF 1.75" HOSE
 - ② - 250' OF 2.50" HOSE
 - ③ - 500' OF 3.00" HOSE
 - ④ - 1000' OF 4.00" HOSE



ALUMINUM BODY

MAXIMUM O.A.L. 360"

MAXIMUM O.A.H. 118"

SIDE ROLL & FRONTAL IMPACT PROTECTION

		JOB NO.	31359																
		SCALE	(01-04)																
Pierce MANUFACTURING INC.		TITLE	1500-D-500P WATER, 124" SHORT BODY, FH F&R DS, LOW PS (2)XLAYS, (2)BACKBOARDS, (2)HSH TROUGHS, DELUGE, NYHB																
		FOR	BALTIMORE CITY FIRE DEPARTMENT BALTIMORE, MARYLAND																
<table border="1"> <tr> <td>31AUG17</td> <td>GVH</td> <td>LPA</td> <td>MAKE</td> </tr> <tr> <td>10AUG17</td> <td>GVH</td> <td>JJR</td> <td>PIERCE</td> </tr> <tr> <td>13JUN17</td> <td>GVH</td> <td>JBL</td> <td>MODEL</td> </tr> <tr> <td>REV</td> <td>DATE</td> <td>BY</td> <td>CH</td> </tr> </table>		31AUG17	GVH	LPA	MAKE	10AUG17	GVH	JJR	PIERCE	13JUN17	GVH	JBL	MODEL	REV	DATE	BY	CH	DWG NO.	31359AD
		31AUG17	GVH	LPA	MAKE														
10AUG17	GVH	JJR	PIERCE																
13JUN17	GVH	JBL	MODEL																
REV	DATE	BY	CH																
<table border="1"> <tr> <td>31AUG17</td> <td>GVH</td> <td>LPA</td> <td>MAKE</td> </tr> <tr> <td>10AUG17</td> <td>GVH</td> <td>JJR</td> <td>PIERCE</td> </tr> <tr> <td>13JUN17</td> <td>GVH</td> <td>JBL</td> <td>MODEL</td> </tr> <tr> <td>REV</td> <td>DATE</td> <td>BY</td> <td>CH</td> </tr> </table>		31AUG17	GVH	LPA	MAKE	10AUG17	GVH	JJR	PIERCE	13JUN17	GVH	JBL	MODEL	REV	DATE	BY	CH	CHECKED BY	GVH
		31AUG17	GVH	LPA	MAKE														
10AUG17	GVH	JJR	PIERCE																
13JUN17	GVH	JBL	MODEL																
REV	DATE	BY	CH																
<table border="1"> <tr> <td>31AUG17</td> <td>GVH</td> <td>LPA</td> <td>MAKE</td> </tr> <tr> <td>10AUG17</td> <td>GVH</td> <td>JJR</td> <td>PIERCE</td> </tr> <tr> <td>13JUN17</td> <td>GVH</td> <td>JBL</td> <td>MODEL</td> </tr> <tr> <td>REV</td> <td>DATE</td> <td>BY</td> <td>CH</td> </tr> </table>		31AUG17	GVH	LPA	MAKE	10AUG17	GVH	JJR	PIERCE	13JUN17	GVH	JBL	MODEL	REV	DATE	BY	CH	SHEET SIZE	D
		31AUG17	GVH	LPA	MAKE														
10AUG17	GVH	JJR	PIERCE																
13JUN17	GVH	JBL	MODEL																
REV	DATE	BY	CH																
<table border="1"> <tr> <td>31AUG17</td> <td>GVH</td> <td>LPA</td> <td>MAKE</td> </tr> <tr> <td>10AUG17</td> <td>GVH</td> <td>JJR</td> <td>PIERCE</td> </tr> <tr> <td>13JUN17</td> <td>GVH</td> <td>JBL</td> <td>MODEL</td> </tr> <tr> <td>REV</td> <td>DATE</td> <td>BY</td> <td>CH</td> </tr> </table>		31AUG17	GVH	LPA	MAKE	10AUG17	GVH	JJR	PIERCE	13JUN17	GVH	JBL	MODEL	REV	DATE	BY	CH	SHEET NO.	1 OF 1
		31AUG17	GVH	LPA	MAKE														
10AUG17	GVH	JJR	PIERCE																
13JUN17	GVH	JBL	MODEL																
REV	DATE	BY	CH																

NOTE

DIMENSIONS SHOWN ARE APPROXIMATE AND ARE SUBJECT TO MINOR DEVIATIONS AS MAY OCCUR OR BE NECESSARY IN CONSTRUCTION. MINOR DETAILS NOT SHOWN.

1. VOGEL LUBE SYSTEM PUMP LOCATED PER SHOP ORDER
2. MOUNTING BASE FOR ANTENNA LOCATED PER SHOP ORDER
3. BATTERY CHARGER LOCATED BEHIND DRIVER SEAT
4. PERIMETER SCENE LIGHTS LOCATED PER SHOP ORDER
5. ONE 12V L.E.D. LIGHT STRIP LOCATED ON EACH SIDE IN THE HOSEBED
6. DRIP PAN GUARD FOR ROLL-UP DOOR LOCATED IN EACH BODY COMPARTMENT
7. PIERCE L.E.D. DUAL COMPARTMENT LIGHT STRIPS LOCATED PER SHOP ORDER
8. SHELF TRACK LOCATED IN D1, D2, D3, P1, P2
9. ONE ADJUSTABLE SHELF (FULL DEPTH/FULL WIDTH) IN COMPARTMENTS D1 & D3
10. TWO DRAIN HOLES WITH SPLASH GUARD LOCATED IN EACH BODY COMPARTMENT
11. PEGBOARD ON REAR WALL W/TRACK IN COMPARTMENT D1, D2, D3, P1, P2 & R1
12. ALL FOLDING STEPS TO BE TRIDENT WITH INTEGRATED L.E.D. LIGHT UNLESS SPECIFIED
13. ALUMINUM TREADPLATE SCUFF PLATES LOCATED ON THE REAR CORNERS OF THE CAB
14. DIELECTRIC ISOLATION TAPE PROVIDED IN ALL AREAS WHERE ALUMINUM AND STEEL ARE IN CONTACT (PAINTED OR UNPAINTED)*