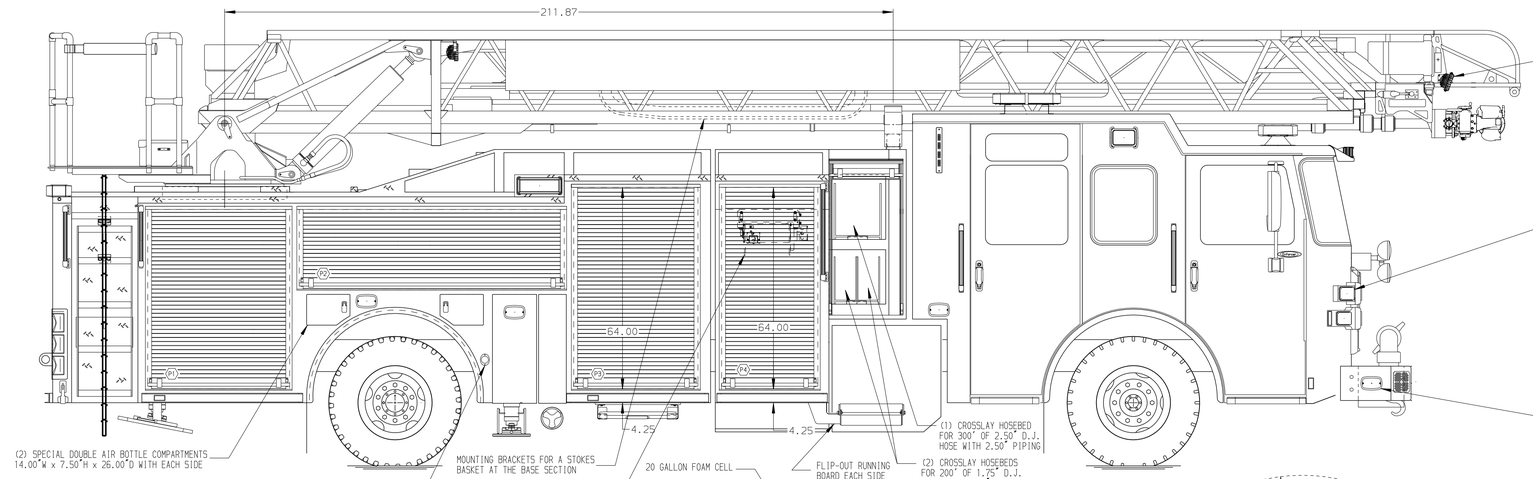

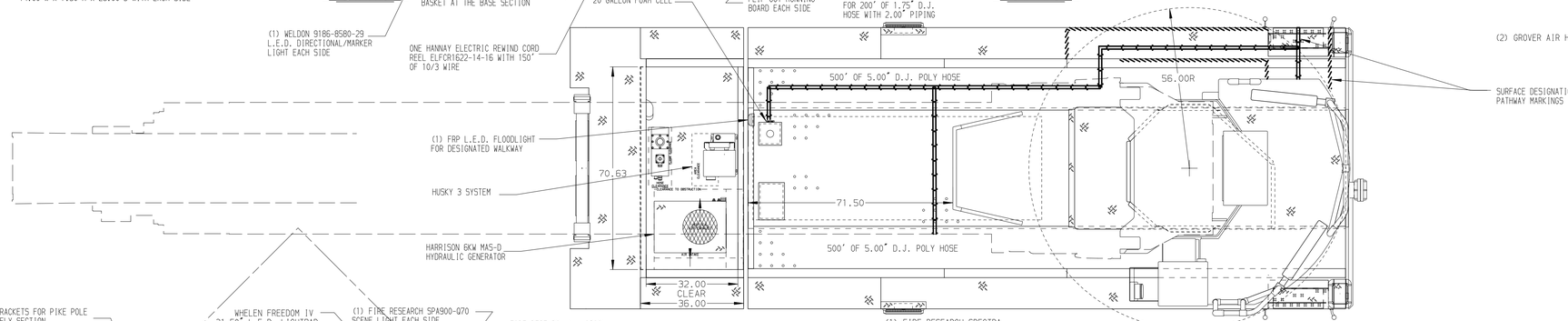

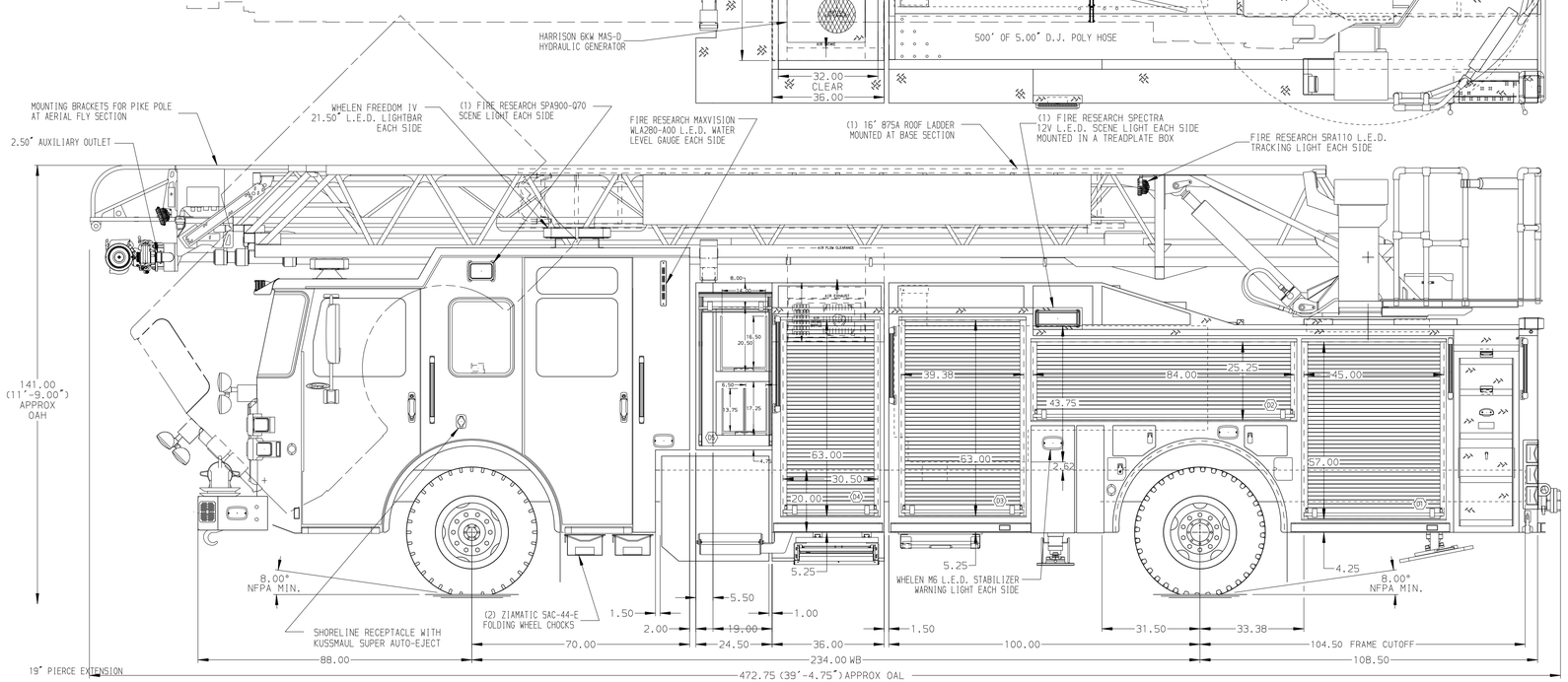

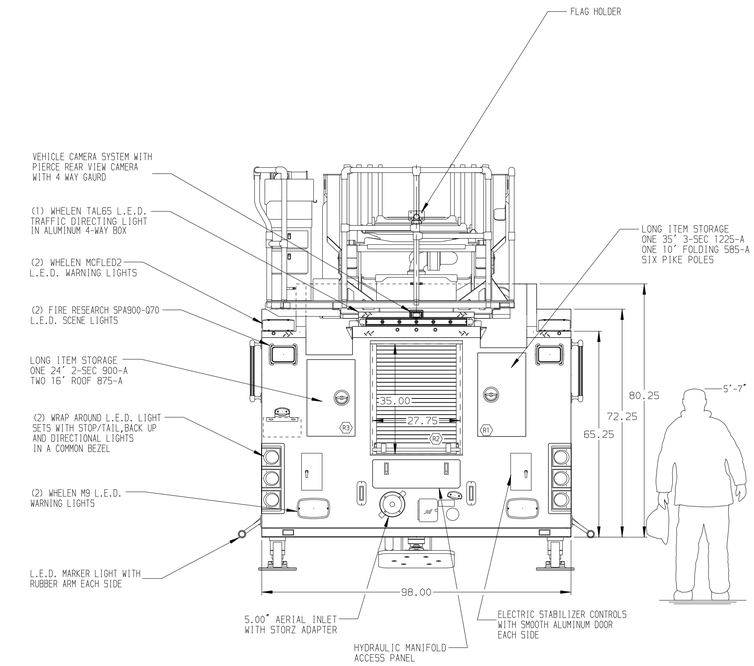

ALUMINUM BODY

SIDE ROLL/FRONTAL IMPACT PROTECTION

NOTE

DIMENSIONS SHOWN ARE APPROXIMATE AND ARE SUBJECT TO MINOR DEVIATIONS AS MAY OCCUR OR BE NECESSARY IN CONSTRUCTION.
MINOR DETAILS NOT SHOWN.

1. BATTERY CHARGER LOCATED BEHIND DRIVER'S SEAT
2. BATTERY CHARGER INDICATOR BEHIND DRIVER'S SEAT DISPLAYED THROUGH WINDOW
3. ONE ADJUSTABLE FULL WIDTH/FULL DEPTH SHELF IN COMPARTMENTS D1,D2,P1,P2,P3,(TWO IN P4)
4. CIRCUIT BREAKER PANEL IN COMPARTMENTS D5
5. COLD CLIMATE PACKAGE
6. TRIDENT FOLDING STEPS ON AERIAL DEVICE
7. REMOTE LADDER CONTROLS AT AERIAL TIP
8. L.E.D. LIGHTING ON AERIAL LADDER SECTIONS
9. 120V POWER TO AERIAL TIP
10. FIRE RESEARCH 3-WAY INTERCOM SYSTEM BETWEEN AERIAL TIP,PUMP PANEL & TURNTABLE
11. LIFTING EYE ROPE RESCUE ATTACHMENT AT AERIAL TIP
12. LYFEPULLEY RESCUE SYSTEM AT AERIAL TIP
13. 1500 GPM HIGH FLOW WATERWAY
14. REMOTE MONITOR CONTROLS AT PUMP PANEL
15. AIR INLET WITH DISCONNECT COUPLING LOCATED FORWARD D5 STEP WELL
16. AIR OUTLET WITH SHUT OFF VALVE LOCATED P5 PUMP PANEL
17. ONE RECEPTACLE 15/20A 120V DUPLEX LOCATED P3
18. ONE FLOOR MOUNTED SLIDE-OUT TRAY IN COMPARTMENTS D1,P1,P3,R1

REV	DATE	BY	CH
7	02JAN18	LWE	EFA
6	09NOV17	LWE	JTH
5	08SEP17	LWE	GRM

CHASSIS DATA
MAKE: PIERCE
MODEL: ENFORCER

Pierce MANUFACTURING INC.

TITLE: 107' ASCENDANT AERIAL LADDER AND BODY ASSEMBLY
500 GALLON TANK - 480 WATER/20 FOAM
FOR: BRISTOL FIRE DEPARTMENT
BRISTOL, WI

DWG NO. 31410AD

JOB NO.	31410
SCALE	1:24
DATE	
DRAWN BY	LWE
DATE	28AUG17
CHECKED BY	CRI
DATE	29AUG17
SHEET SIZE	D
SHEET NO.	1 OF 1

View File Created 02-JAN-2018 11:38:13