

# Pumper, PUC

Body  
Pumper, PUC, Aluminum  
Chassis  
Arrow XT Chassis, PUC

## CHASSIS

AXLE, FRONT, CUSTOM  
19,500 Lb TAK-4 Axle  
AXLE, REAR  
24,000 Lb Meritor Axle

ENGINE  
505 HP DD13 Engine

TRANSMISSION  
Allison 5th Gen, 4000 EVS P

BUMPER  
13" Extended Stainless Steel

CAB  
6710 Arrow XT Cab, PUC

## BODY

WATER TANK  
500 Gallon Poly Water Tank

COMPT, PUMPER, REAR  
33.50" FF RollUp Rear Compt w/Tailboard, PUC

COMPT, PUMPER, LEFT SIDE  
177" RollUp Full Height & Depth Front & Rear, PUC

COMPT, PUMPER, RIGHT SIDE  
177" RollUp Full Height & Depth Front & Rear, PUC

## FIRE SUPPRESSION

PUMPHOUSE  
Control Zone, PUC

PUMP  
1500 GPM Pierce PUC

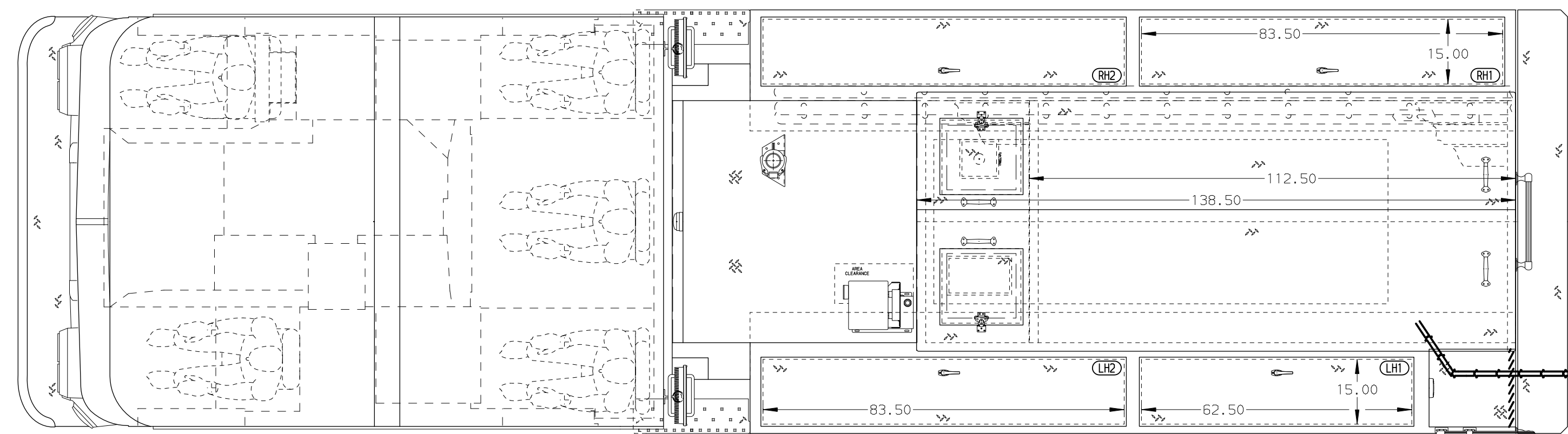
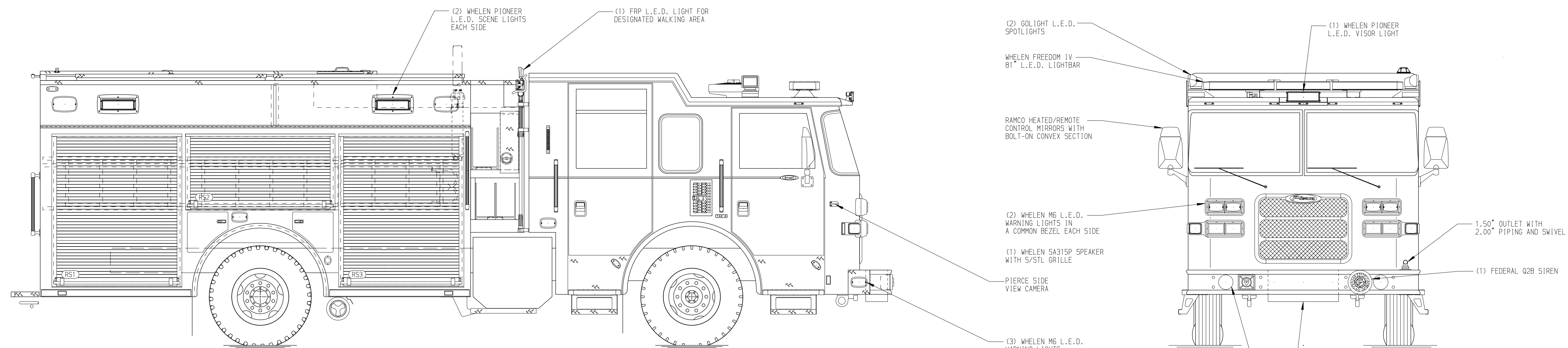
CROSSLAYS, 1.50"  
(2) 1.50", Poly Trays, 200'

CROSSLAYS, 2.50"  
(1) 2.50", Poly Tray, 200'

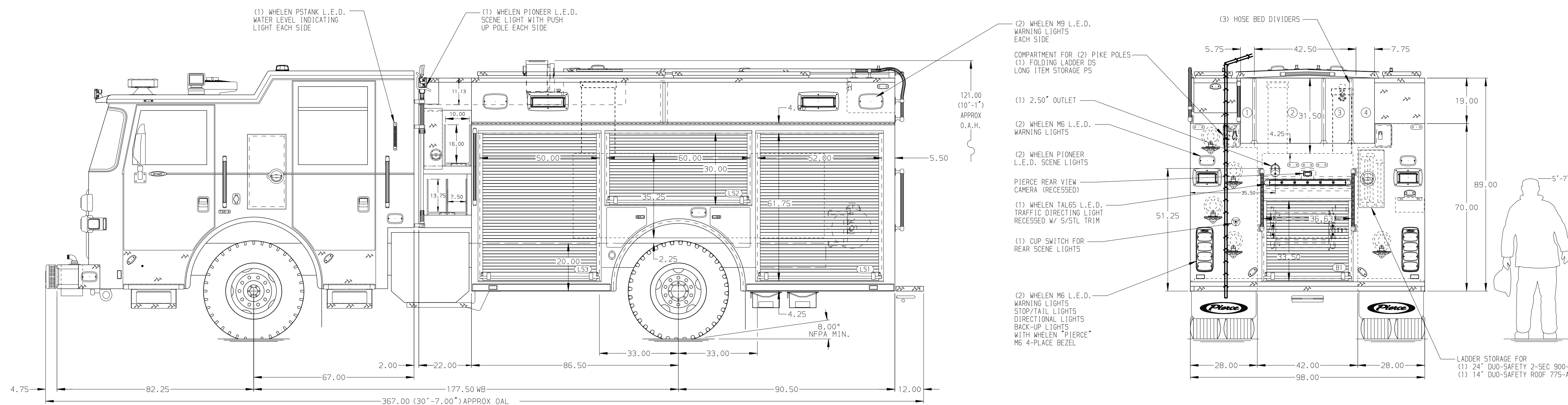
GENERATOR  
Generator Not Required

Foam System  
Husky 3 Single Agent Foam System

Foam Cell  
30 Gallon Foam Cell, Not Reduced Water, PUC



HOSEBED CAPACITY	
BED 1	200' OF 2.50" D.J. POLY HOSE
BED 2	1000' OF 4.00" D.J. POLY HOSE
BED 3	400' OF 2.50" D.J. POLY HOSE
BED 4	HIGH RISE PACKS



NOTE  
DIMENSIONS SHOWN ARE APPROXIMATE AND ARE SUBJECT TO MINOR DEVIATIONS AS MAY OCCUR OR BE NECESSARY IN CONSTRUCTION.  
MINOR DETAILS NOT SHOWN.

- ONE 1.50 OUTLET WITH 2.00 PIPING AND SWIVEL LOCATED IN CENTER BUMPER TRAY
- SHORELINE RECEPTACLE WITH KUSSMAUL SUPER AUTO-EJECT LOCATED ON DRIVER SIDE OF THE CAB
- AIR INLET WITH DISCONNECT COUPLING IN THE DRIVER SIDE STEPWELL
- BATTERY CHARGER LOCATED IN COMPARTMENT PER SHOP ORDER
- BATTERY CHARGE INDICATOR LOCATED NEAR DRIVER SEAT WITH BRACKET
- FIVE ADJUSTABLE SHELVES LOCATED PER SHOP ORDER
- ONE FLOOR MOUNTED SLIDE-OUT TRAY LOCATED PER SHOP ORDER
- ONE TILTING/SLIDE-OUT TRAY LOCATED PER SHOP ORDER
- ONE SWING-OUT TOOLBOARD LOCATED PER SHOP ORDER
- TWO SLIDE-OUT TOOLBOARDS LOCATED PER SHOP ORDER
- ONE VERTICAL PARTITION LOCATED PER SHOP ORDER
- HANNAY BOOSTER REEL EFG4130-17-18 WITH CAPACITY FOR 150' OF 0.75" BOOSTER HOSE LOCATED IN COMPARTMENT B1
- PARTITION BETWEEN COMPARTMENTS COMPARTMENTS L51/B1 & R51/B1

				JOB NO.	33073
				SCALE	DATE
CHASSIS DATA TITLE Pierce PUC Pumper Approval Drawing FOR National City Fire Department				DRAWN BY	COL
				CHECKED BY	KBO
DWG NO. 33073AD				SHEET SIZE	SHEET NO.
				D	1 OF 1