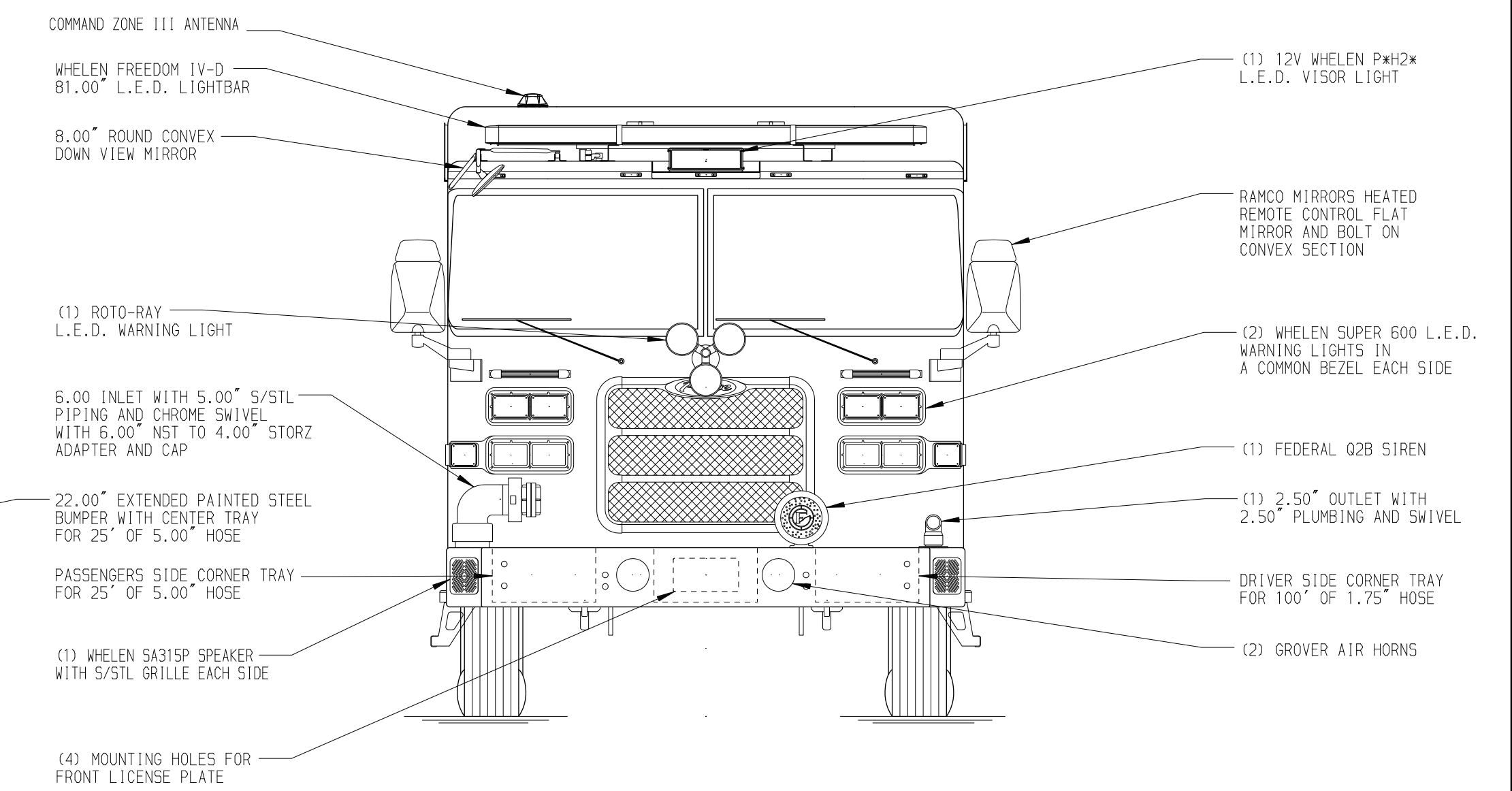
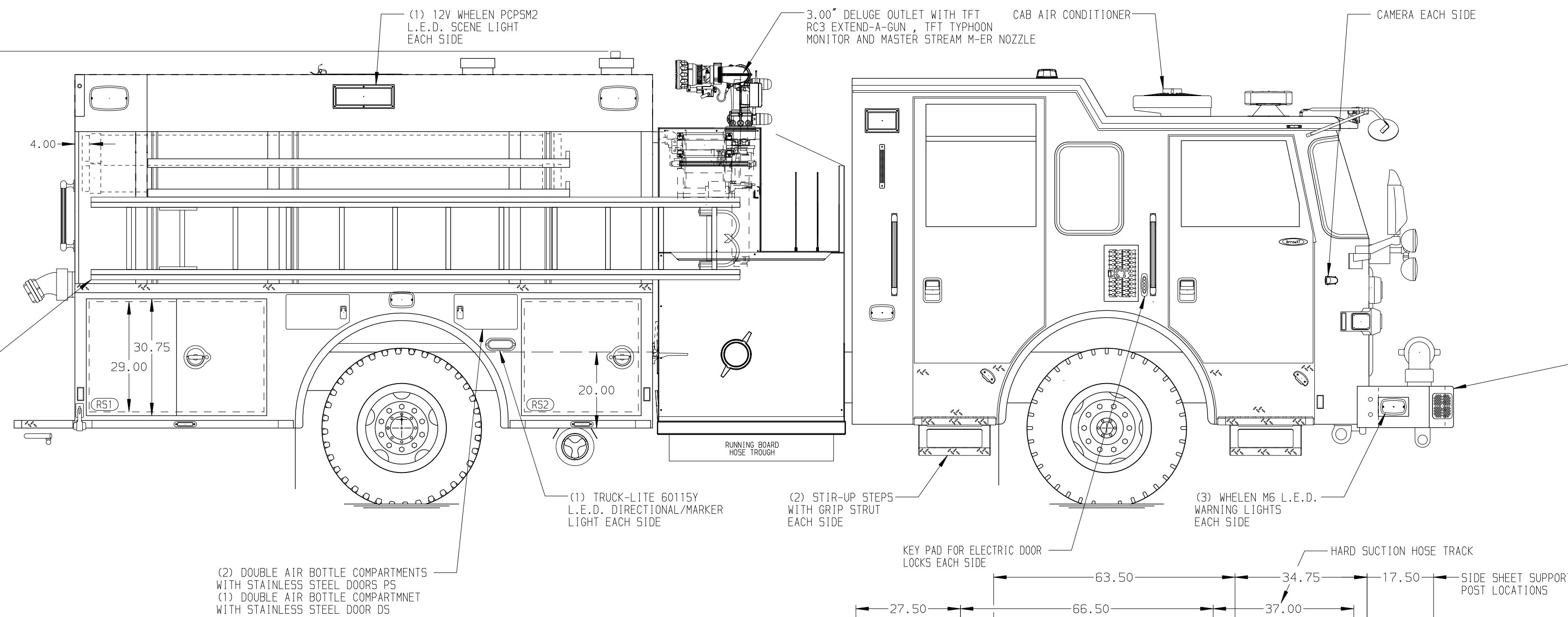
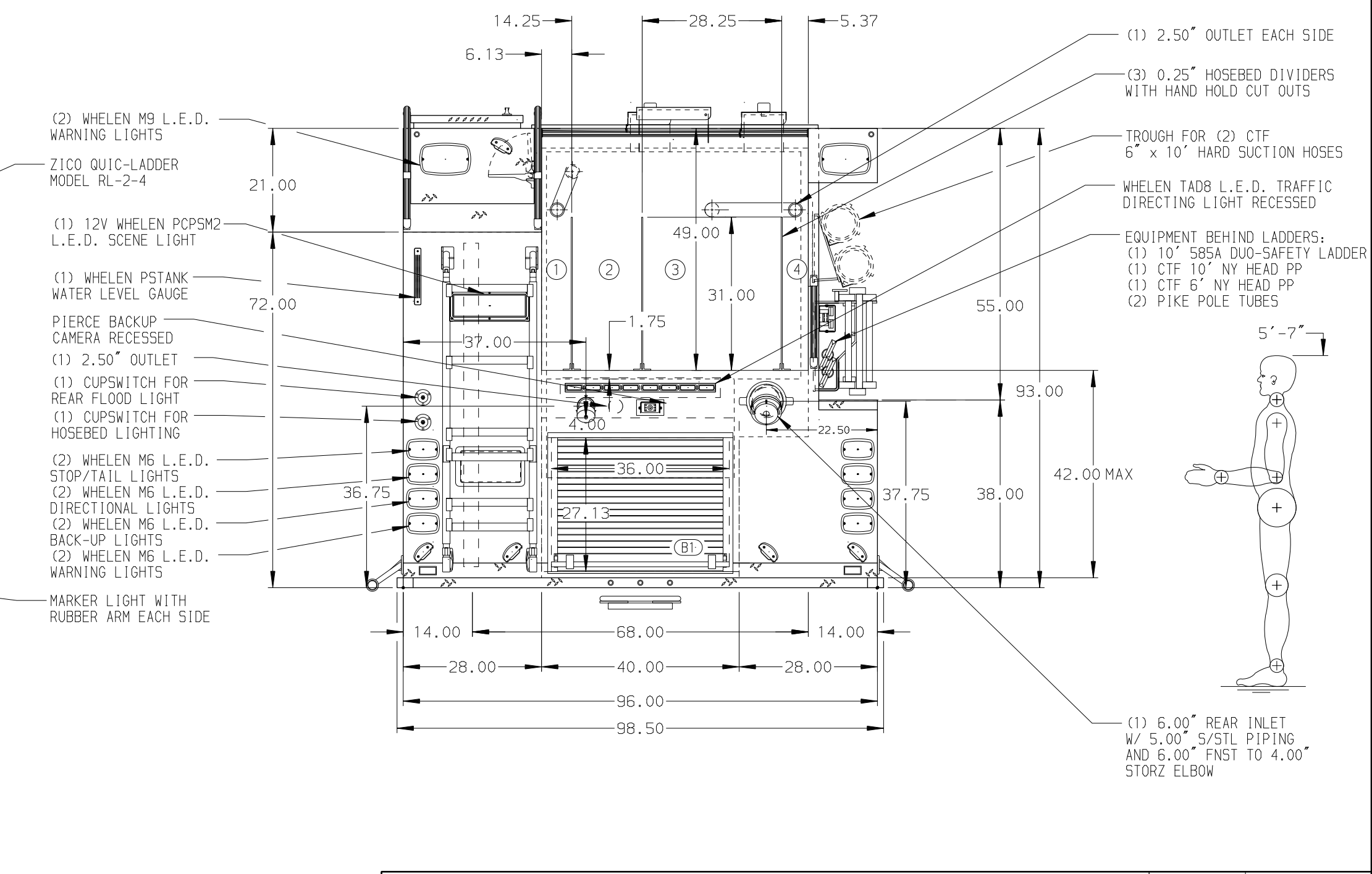
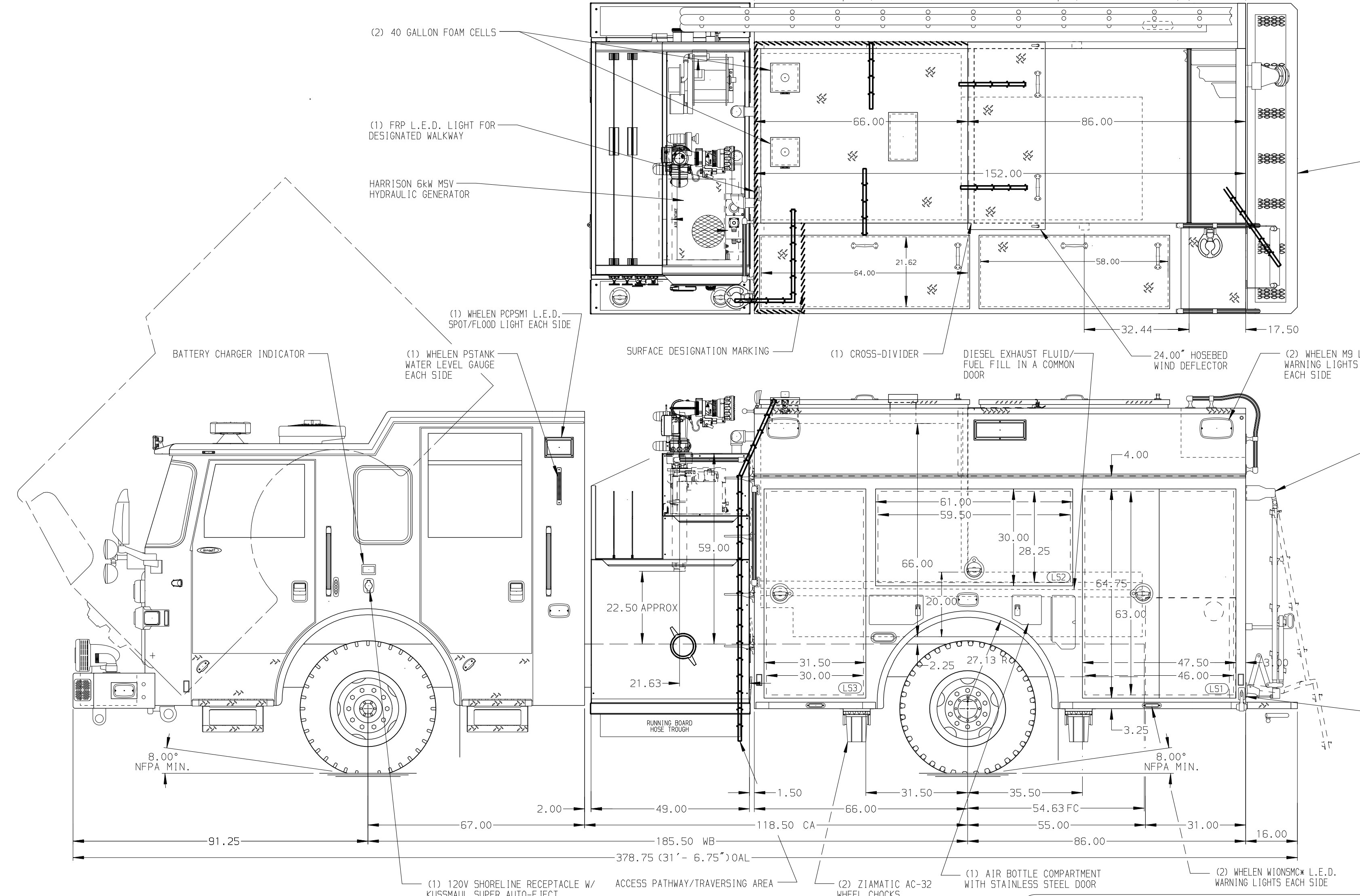


LADDER BRACKETS FOR THE FOLLOWING DUO-SAFETY LADDERS:  
 (1) 24' 2-SECTION 9004  
 (1) 14' ROOF LADDER 775A

124.00  
 (10'-4")  
 APPROX  
 O.A.H.



HOSEBED CAPACITIES  
 ① 200' OF 3.00" D.J. POLY HOSE  
 ② 500' OF 3.00" D.J. POLY HOSE  
 ③ 1200' OF 4.00" SYNTHETIC HOSE  
 ④ 200' OF 2.50" D.J. POLY HOSE



ALUMINUM BODY    MAXIMUM O.A.H. - 126.00"    MAXIMUM O.A.L. - 380.00"    SIDE ROLL PROTECTION    FRONTAL IMPACT PROTECTION

NOTE  
 DIMENSIONS SHOWN ARE APPROXIMATE AND ARE SUBJECT TO MINOR DEVIATIONS AS MAY OCCUR OR BE NECESSARY IN CONSTRUCTION. MINOR DETAILS NOT SHOWN.

- CLASS 1 PUMP MODULE WITH FOAM SYSTEM
- ONSPOT AUTOMATIC TIRE CHAINS TO BE PROVIDED AT REAR
- AIR INLET/OUTLET W/DISCONNECT FITTING LOCATED ON DS PUMP PANEL
- VOGEL LUBE SYSTEM PUMP LOCATED PER SHOP ORDER
- BATTERY CHARGER LOCATED BEHIND DRIVER'S SEAT
- PULL STRAP ON DOOR IN COMPARTMENT LS2
- REVERSED HINGED DOOR ON COMPARTMENT LS3 & RS2
- ONE FULL WIDTH/DEPTH PAINTED ADJUSTABLE SHELF IN COMPARTMENT RS1 & RS2, TWO IN LS1 & LS3
- ONE 11L7/SLIDE-OUT TRAY IN COMPARTMENT LS2
- ONE FLOOR MOUNTED SLIDE-OUT TRAY IN COMPARTMENT RS1
- ONE SLIDE-OUT TOOLBOARD WITH PEGBOARD LOCATED IN COMPARTMENT LS1 FORWARD OF PARTITION
- ONE ALUMINUM VERTICAL DIVIDER IN COMPARTMENT LS1
- LEAN DRY ERASE BOARD LOCATED IN COMPARTMENT LS3
- PARTITION BETWEEN COMPARTMENTS LS1/RS1 AND RS1/RS1
- V-SHAPED MOUNTING RACK FOR (3) FIRE EXTINGUISHERS LOCATED RS2
- CIRCUIT BREAKER PANEL IN COMPARTMENT LS3
- HANNAY ELECTRIC REWIND CORD REEL MODEL 1618-17-18 LOCATED IN CARGO AREA AREA WITH 200' OF 10/3 CABLE WITH CAPTIVE ROLLER ASSEMBLY ON PS CARGO SIDE SHEET
- SENTRIX 6-PLACE RECEPTACLE STRIP IN EACH EMS COMPARTMENT

REV	DATE	BY	CH	ARROW-XT
20AUG19	JWO	SHA		CHASSIS DATA
12JUL19	JWO	LPA		MAKE
01JUL19	JWO	LPA		PIERCE
12JUN19	KLE	KWI		MODEL
01MAY19	JWO	SMA		

		JOB NO.	33497
		SCALE	1:24
TITLE 1500-D-750P, (2) 40 GAL FOAM CELLS, 152" PUMPER BODY (3) CROSSLAYS, HALE PUMP MODULE, NEW YORK STYLE TANK		DATE	06MAR19
		DRAWN BY	JWO
FOR PRINCE WILLIAM COUNTY VIRGINIA MANASSAS, VIRGINIA		CHECKED BY	SMA
		SHEET SIZE	D
DWG NO. 33497AD		SHEET NO.	1 OF 1