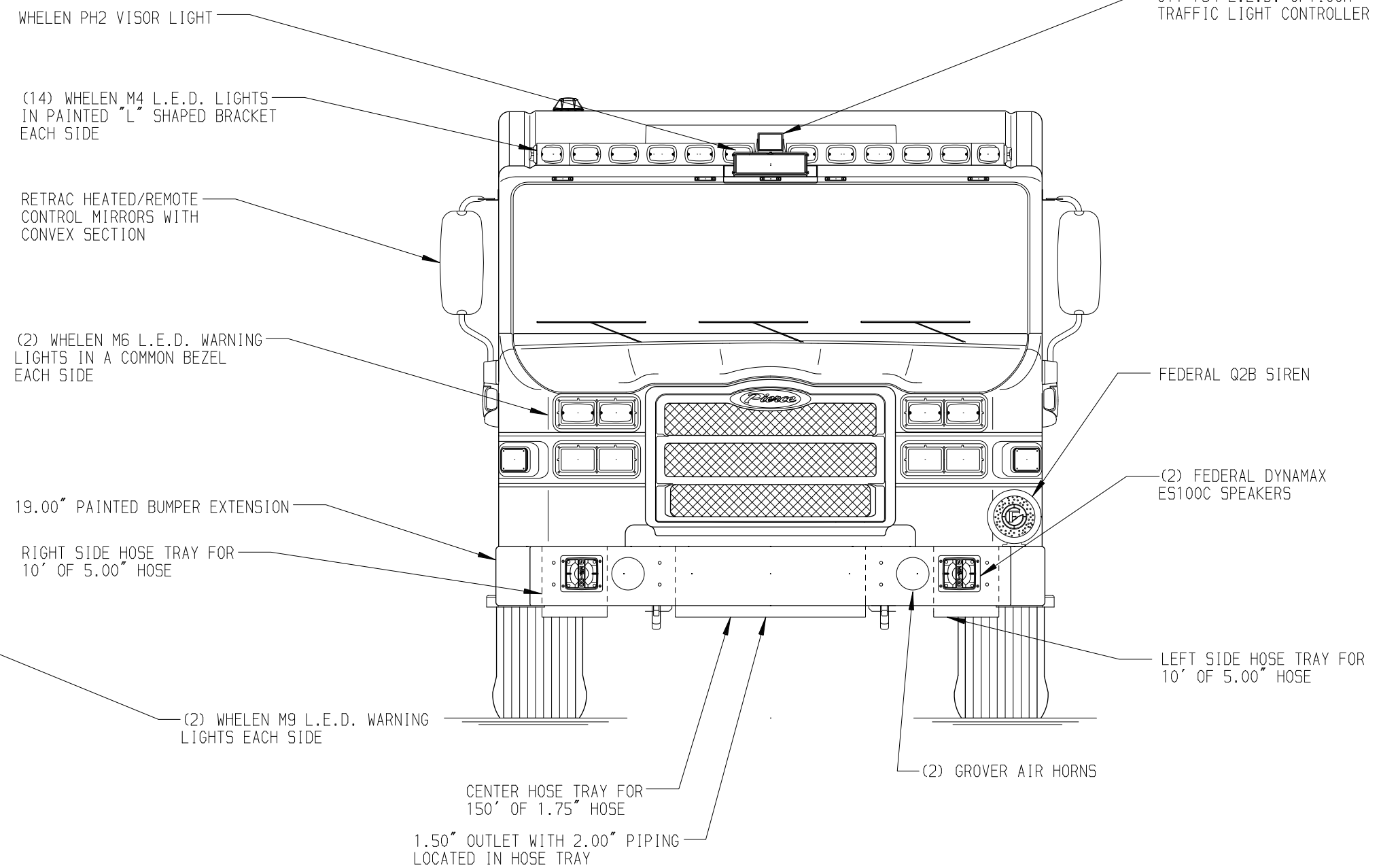
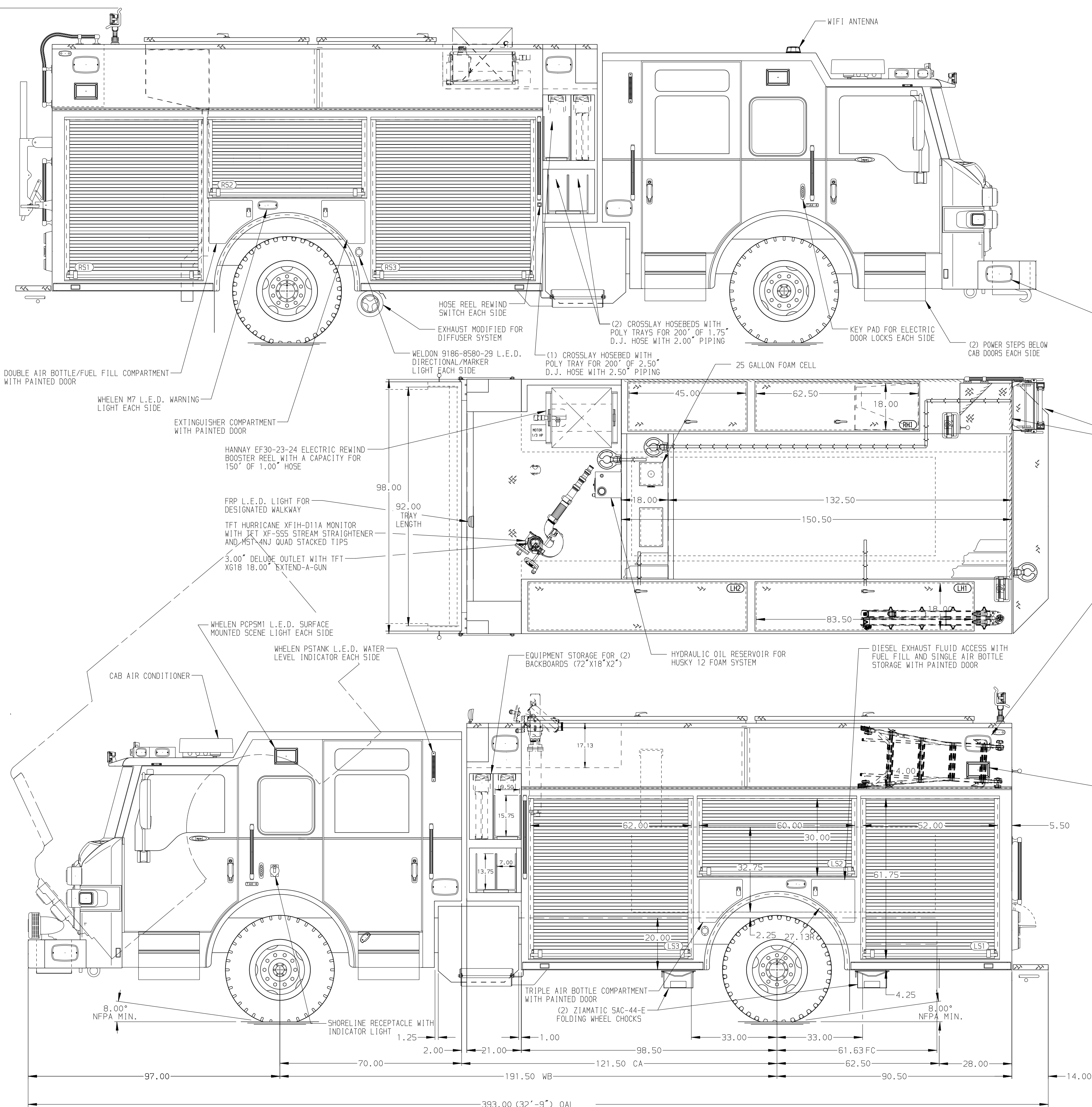
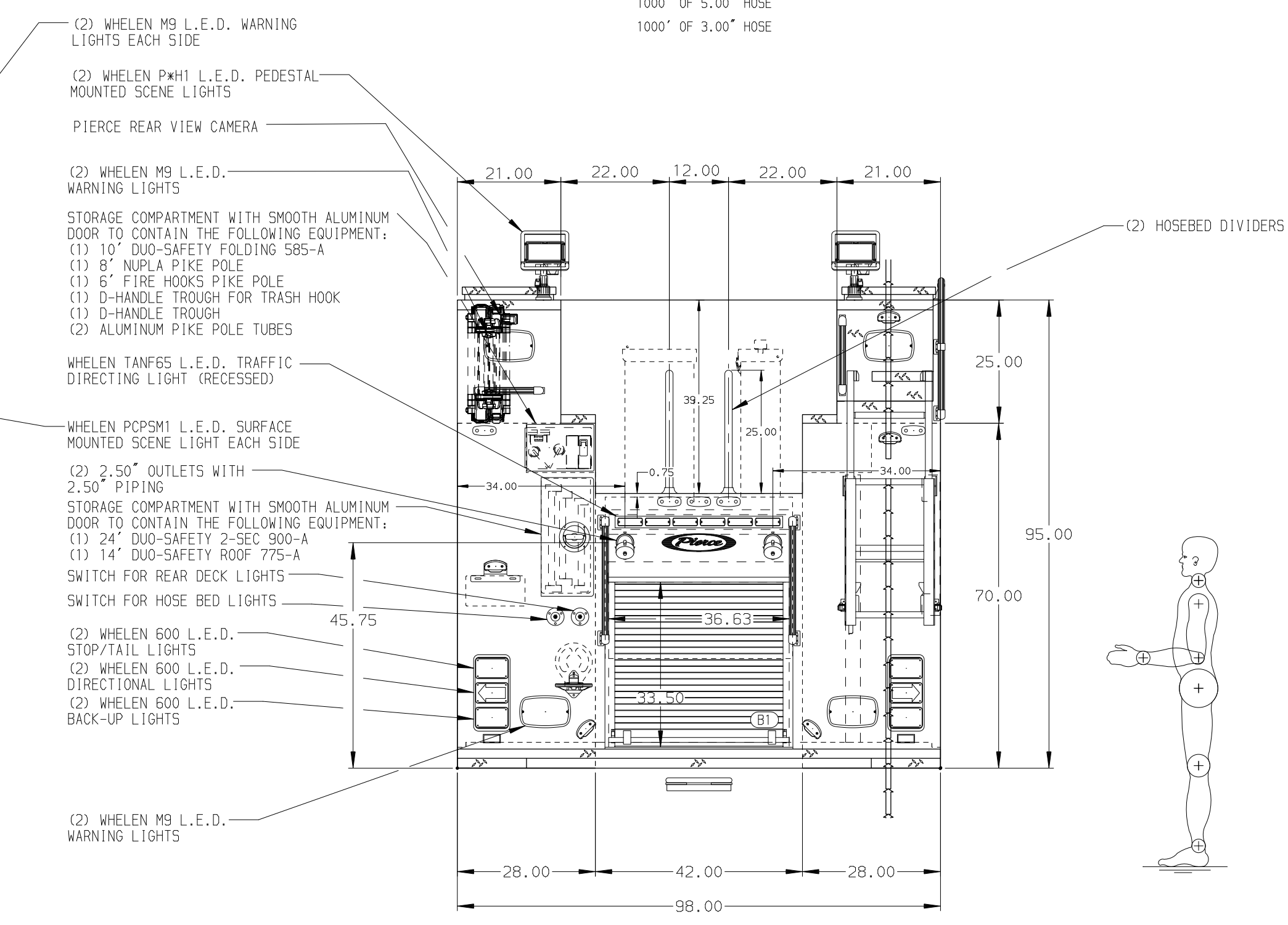


132.00  
(11'-0")  
APPROX  
O.A.H.



HOSEBED CAPACITIES  
1000' OF 5.00" HOSE  
1000' OF 3.00" HOSE



ALUMINUM BODY

FRONTAL IMPACT PROTECTION

NOTE  
DIMENSIONS SHOWN ARE APPROXIMATE AND ARE SUBJECT TO MINOR DEVIATIONS AS MAY OCCUR OR BE NECESSARY IN CONSTRUCTION.  
MINOR DETAILS NOT SHOWN.

- MODEL 17 LITTLE GIANT LADDER LOCATED IN HATCH COMPARTMENT ABOVE LS1
- 5/STL SCUFFPLATES AT CAB DOOR JAMBS
- BATTERY CHARGER LOCATED IN COMPARTMENT LS3
- BATTERY CHARGER INDICATOR LOCATED ON DRIVER SIDE SEAT RISER
- ELASTIC PULL STRAPS FOR DOORS IN COMPARTMENT LS1, LS2, LS3, RS1, RS2, RS3
- ONE FULL WIDTH/DEPTH ADJUSTABLE SHELF WITH IN COMPARTMENT B1; TWO IN LS3, RS1, RS3
- ONE FLOOR MOUNTED SLIDE-OUT TRAY WITH SIDES IN COMPARTMENT B1, LS1
- ONE SWING-OUT TOOLBOARD WITH PEGBOARD PATTERN IN COMPARTMENT LS1
- ONE VERTICAL DIVIDER MOUNTED ON TRAY IN COMPARTMENT LS3
- ONE TILT/SLIDE-OUT DOUBLE TRAY IN COMPARTMENT RS2
- OIL DRY HOPPER WITH 50 LBS. OF OIL DRY ABSORBENT IN HATCH COMPARTMENT ABOVE RS1
- AIR INLET WITH DISCONNECT COUPLING LOCATED ON LS PUMP PANEL
- 5/STL SCUFFPLATE BELOW HOSE REEL CUT OUTS
- ONE VERTICAL BOLT-IN PARTITION BETWEEN COMPARTMENTS LS1/B1 AND RS1/B1

REV	DATE	BY	CH	IMPEL FR
01AUG19	LME	JJR		
14JUN19	LME	JJR		

		JOB NO.	33857
		SCALE	DATE
TITLE	1500-D-500P W/25 GAL. FOAM CELL, DELUGE, HUSKY 12 189" PUC RESCUE BODY, LADDERS THRU BODY, (3) CROSSLAYS	DRAWN BY	LME 26APR19
FOR	CLARK COUNTY LAS VEGAS, NEVADA	CHECKED BY	SMA 26APR19
DWG NO.	33857AD	SHEET SIZE	SHEET NO.
		D	1 OF 1