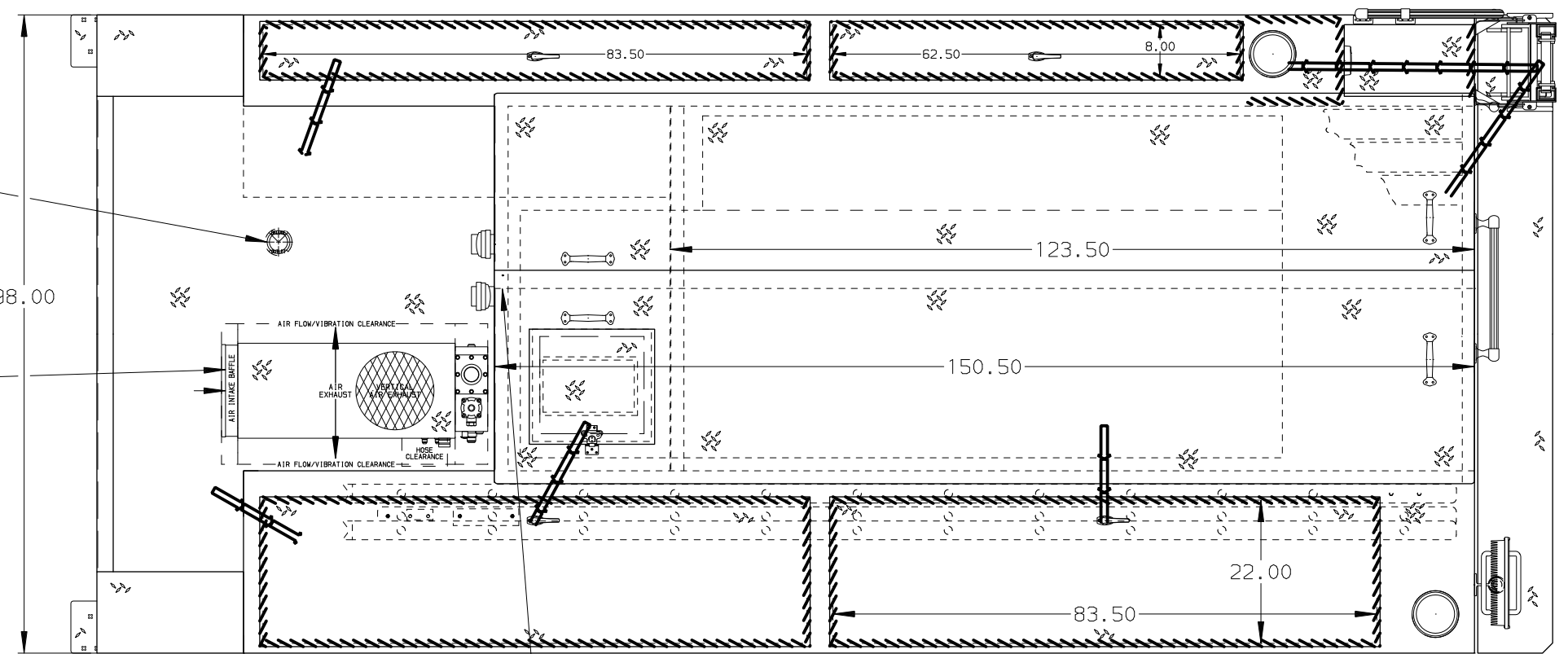
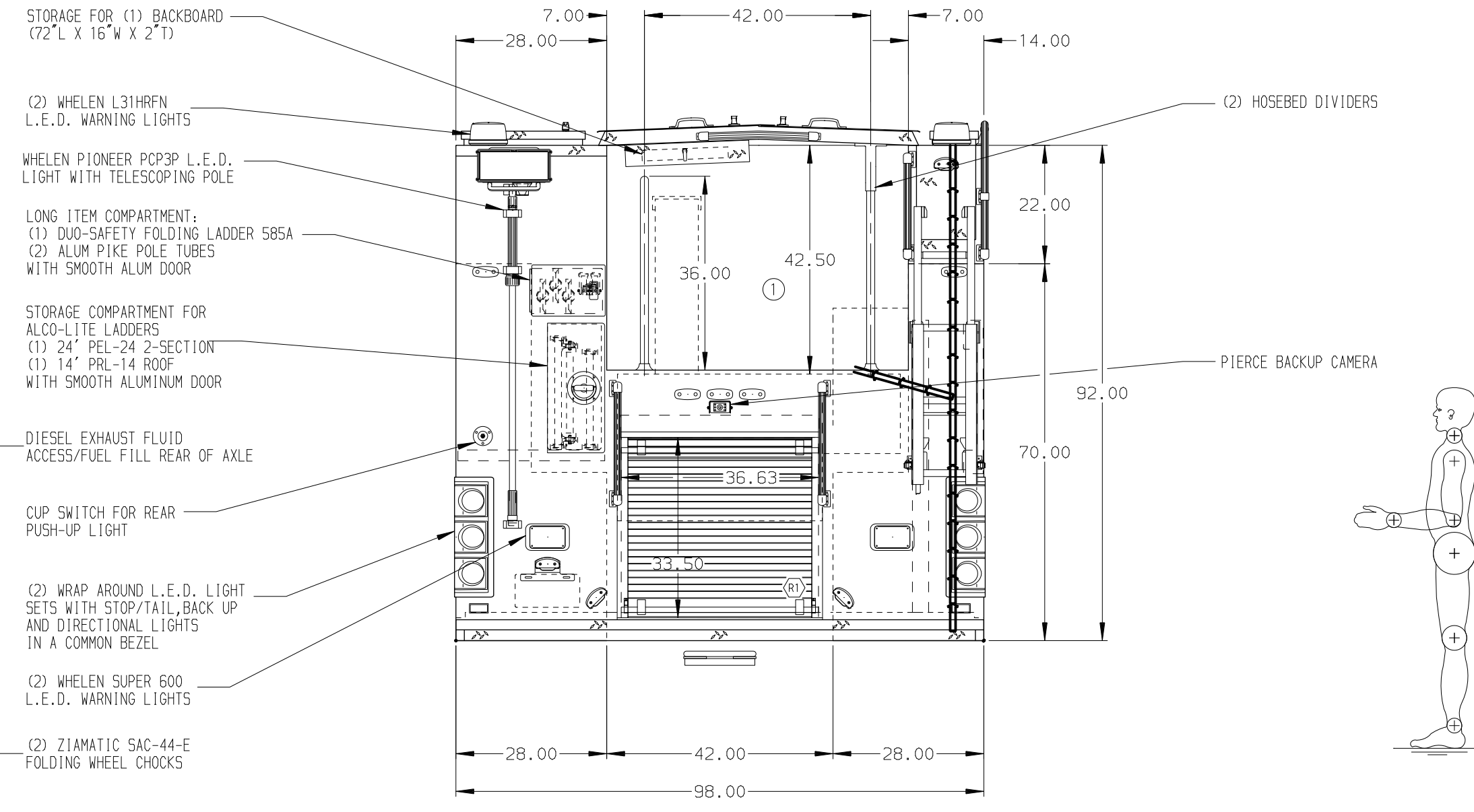
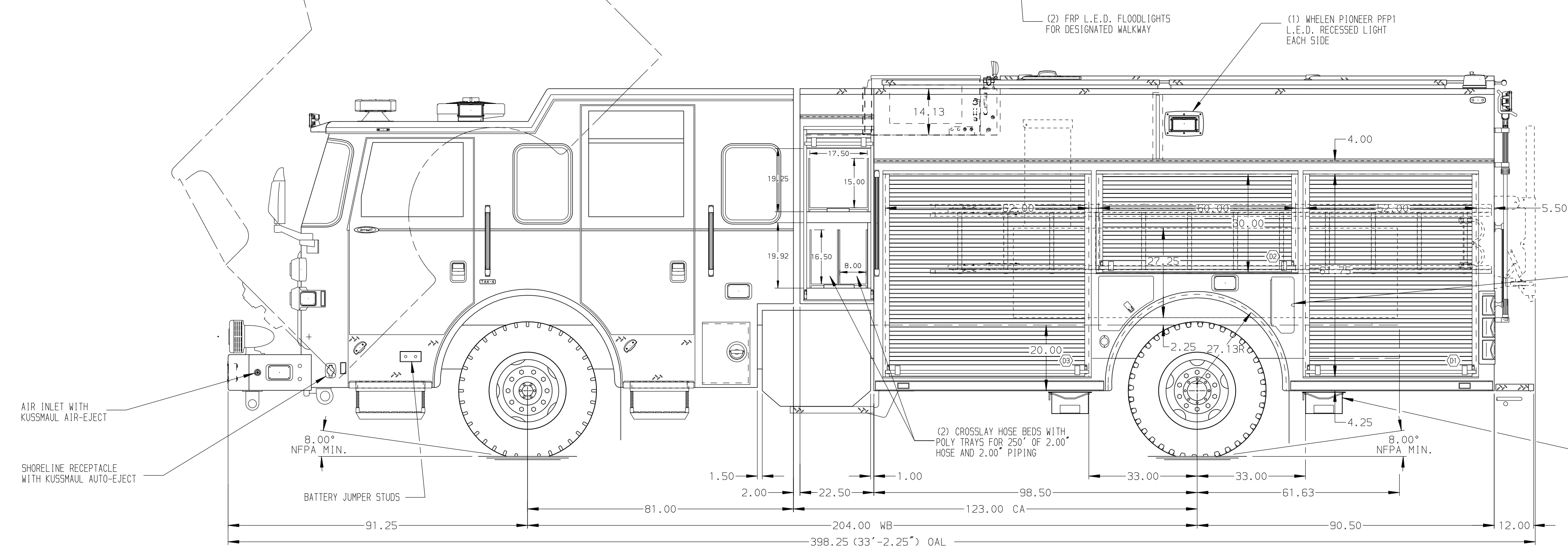


125.00  
(10'-5")  
APPROX  
O.A.H.



HOSEBED CAPACITIES  
① 800' OF 5.00" D.J. POLY HOSE



ALUMINUM BODY

**NOTE**  
DIMENSIONS SHOWN ARE APPROXIMATE AND ARE SUBJECT TO MINOR DEVIATIONS AS MAY OCCUR OR BE NECESSARY IN CONSTRUCTION. MINOR DETAILS NOT SHOWN.

- ONSPOT AUTOMATIC TIRE CHAINS TO BE PROVIDED AT REAR
- ALUMINUM 4-WAY ON CAB ROOF
- BATTERY CHARGER MOUNTED BEHIND DRIVER'S SEAT
- BATTERY CHARGE INDICATOR LOCATED NEAR D.S. SEAT RISER WITH BRACKET
- ONE FULL WIDTH/DEPTH ADJUSTABLE SHELF WITH SIDES IN COMPARTMENTS D3,P2,P3,R1, TWO IN D1,P1
- ONE FLOOR MOUNTED SLIDE-OUT TRAY IN COMPARTMENTS D1,P3
- PAC TRAC ON THE REAR WALL OF COMPARTMENTS D2,P3
- CIRCUIT BREAKER PANEL IN COMPARTMENT D3
- ONE HANNAY ELECTRIC REWIND CORD REEL MODEL 1618-17-18 FOR 200' OF 10/3 CABLE LOCATED IN COMPARTMENT P3
- TWO AMKUS HYDRAULIC REELS INSTALLATION LOCATED IN COMPARTMENT P3

11. AIR OUTLET WITH SHUT OFF VALVE LOCATED ON D.S. PUMP PANEL

REV	DATE	BY	CH	ARROW	XT
▽	24MAY17	JWO	JGO		
▽	17FEB17	JWO	JGO		
▽	19JAN17	JWO	TWH		
▽	14OCT16	JWO	KBO		

		JOB NO.	30474
		SCALE	DATE
TITLE	1500-D-500P, 189, FULL HEIGHT, PUMPER BODY PUC		
FOR	(2) X-LAYS, (1) DEADLAY, DELUGE, GENERATOR		
	CITY OF FAYETTEVILLE		
	FAYETTEVILLE, ARKANSAS		
DWG NO.	30474AD		
	SHEET NO.	1 OF 1	