PASSENGER'S SIDE COMPARTMENTS CONTAIN THE FOLLOWING:

COMPARTMENT P1 CONTAINS:
- (1) STD DEPTH ADJ SLIDE OUT TRAY
- (2) STD DEPTH ADJ SLIDE OUT/TILT TRAYS
- (1) 20A,120V T.L. RECEPTACLE
- (1) RECEIVER TANK FOR VANAIR SYSTEM
- (1) HOLMATRO HYDRAULIC POWER SUPPLY
- (2) HYDRAULIC REELS WITH 100' OF CORE TECH HOSE EACH
- (1) 20A,120V DUPLEX RECEPTACLE
- (1) 30A,240V T.L. RECEPTACLE

COMPARTMENT P2 CONTAINS:
- (2) STD DEPTH ADJ SHELVES
- (1) ELECTRIC CORD REEL WITH 200' OF 10/5 BLACK CORD
- (1) ELECTRIC CORD REEL WITH 200' OF 10/3 YELLOW CORD

COMPARTMENT P3 CONTAINS:
- (4) 2-WAY ADJ SLIDE OUT TRAYS
- (1) VERTICAL COMPARTMENT DIVIDER
- (2) TOOL AIR OUTLETS
- (1) LOW PRESSURE AIR REEL WITH 150' OF 1" GOODYEAR HOSE
- (1) TOOL AIR REEL WITH 150' OF HOSE
- (1) OPEN TOP TROUGH W/DROP DOWN FRONT
-

COMPARTMENT P4 CONTAINS:
- (2) 2-WAY ADJ SLIDE OUT TRAYS
- (2) 1/2 DEPTH ADJ SLIDE OUT/TILT TRAYS
- (2) STD DEPTH SLIDE OUT TRAYS
- (1) VERTICAL COMPARTMENT DIVIDER
- (2) STD DEPTH FIXED SHELVES
- (1) 20A,120V T.L. RECEPTACLE
- (1) FOLD OUT ROLLER GUIDE
-

COMPARTMENT P5 CONTAINS:
-
-

COMPARTMENT P6 CONTAINS:
- (1) SCBA BRACKET
-

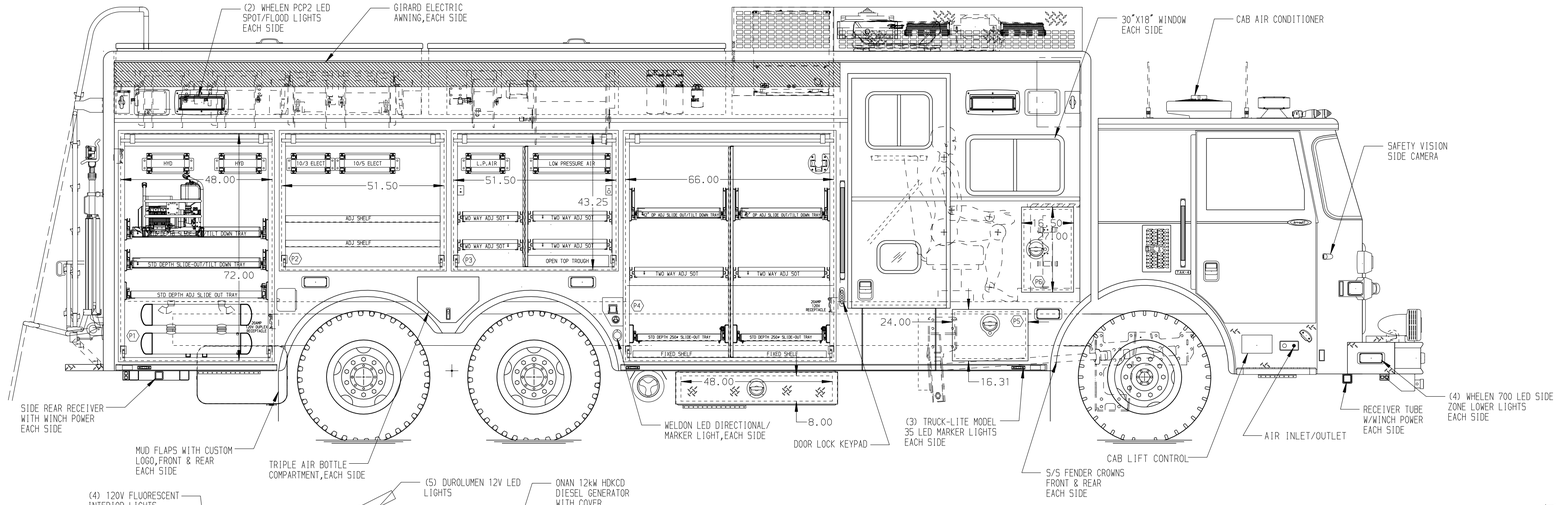

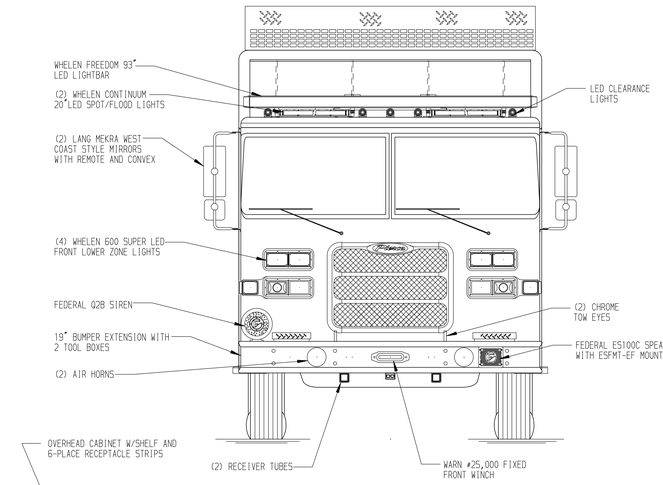

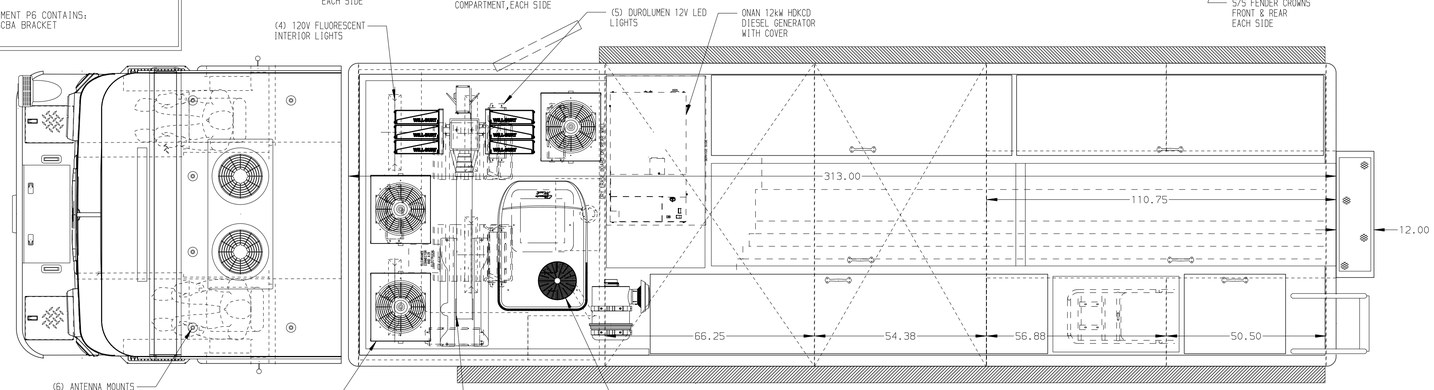

REAR COMPARTMENT CONTAINS THE FOLLOWING:

COMPARTMENT R1 CONTAINS:
- (1) RACK FOR 12 SHEETS OF PLYWOOD
- (4) 105"DP ADJ SLIDE OUT TRAYS
- (1) 105"DP FLOOR MOUNTED SLIDE OUT TRAY
- (2) TOOL AIR TANKS
-
-
-

DRIVER'S SIDE COMPARTMENTS CONTAIN THE FOLLOWING:

COMPARTMENT D1 CONTAINS:
- (1) STD DEPTH ADJ SLIDE OUT TRAY
- (2) STD DEPTH ADJ SLIDE OUT/TILT TRAYS
- (1) ELECTRIC CORD REEL WITH 200' OF 10/3 YELLOW CORD
- (1) 20A,120V DUPLEX RECEPTACLE
- (1) 20A,120V T.L. RECEPTACLE

COMPARTMENT D2 CONTAINS:
- (1) SUB FEED BOX
- (1) RACK FOR 4 SCBA BOTTLES
- (1) CIRCUIT BREAKER PANEL
- (1) ELECTRIC CORD REEL WITH 200' OF 10/3 YELLOW CORD
- (1) VANAIR SYSTEM CONTROL PANEL
- (2) GENERATOR METER PANELS
- (1) NIGHT SCAN CONTROLLER

COMPARTMENT D3 CONTAINS:
- (4) 2-WAY ADJ SLIDE OUT TRAYS
- (1) VERTICAL COMPARTMENT DIVIDER
- (2) TOOL AIR OUTLETS
- (1) LOW PRESSURE AIR REEL WITH 150' OF 1" GOODYEAR HOSE
- (1) TOOL AIR REEL WITH 150' OF HOSE

COMPARTMENT D4 CONTAINS:
- (1) 10 GALLON DEF TANK
- (2) 2-WAY ADJ SLIDE OUT TRAY
- (2) 1/2 DEPTH ADJ SLIDE OUT/TILT TRAYS
- (1) STD DEPTH FLOOR MOUNTED TRAY
- (1) 5-DRAWER C-TECH CABINET
- (1) VERTICAL COMPARTMENT DIVIDER
- (1) KUSSMAUL AIR COMPRESSOR
- (1) 50A,240V T.L. RECEPTACLE
- (1) FOLD OUT ROLLER GUIDE
- (1) HYDRAULIC REEL W/100' OF.5" HOSE
- (1) SAMLEX SA-300K-112 INVERTER
- (1) KUSSMAUL BATTERY CHARGER
- (1) FIXED SHELF ABOVE DEF TANK
- (1) STD DEPTH FIXED SHELF
- (1) STD DEPTH ADJ SLIDE OUT TRAY
- (1) TOOL AIR OUTLET
- (1) HYDRAULIC REEL WITH 100' OF CORE TECH HOSE EACH
-

COMPARTMENT D5 CONTAINS:
- ISOLATED BATTERIES

COMPARTMENT D6 CONTAINS:
- CHASSIS BATTERIES
- JUMPER KIT

COMPARTMENT D7 CONTAINS:
- (2) SCBA BRACKETS

COMPARTMENT D8 CONTAINS:
- (1) 20A,120V DUPLEX RECEPTACLE
- (1) SCBA BRACKET

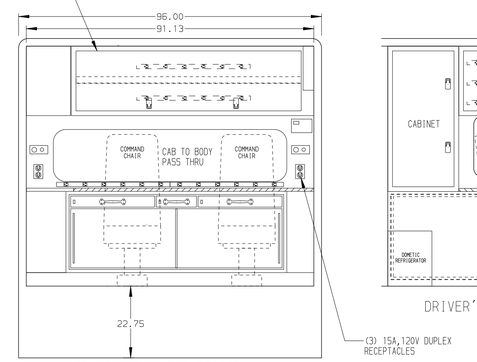

FRONT VIEW OF INTERIOR

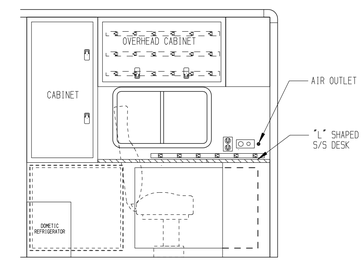

DRIVER'S SIDE INTERIOR

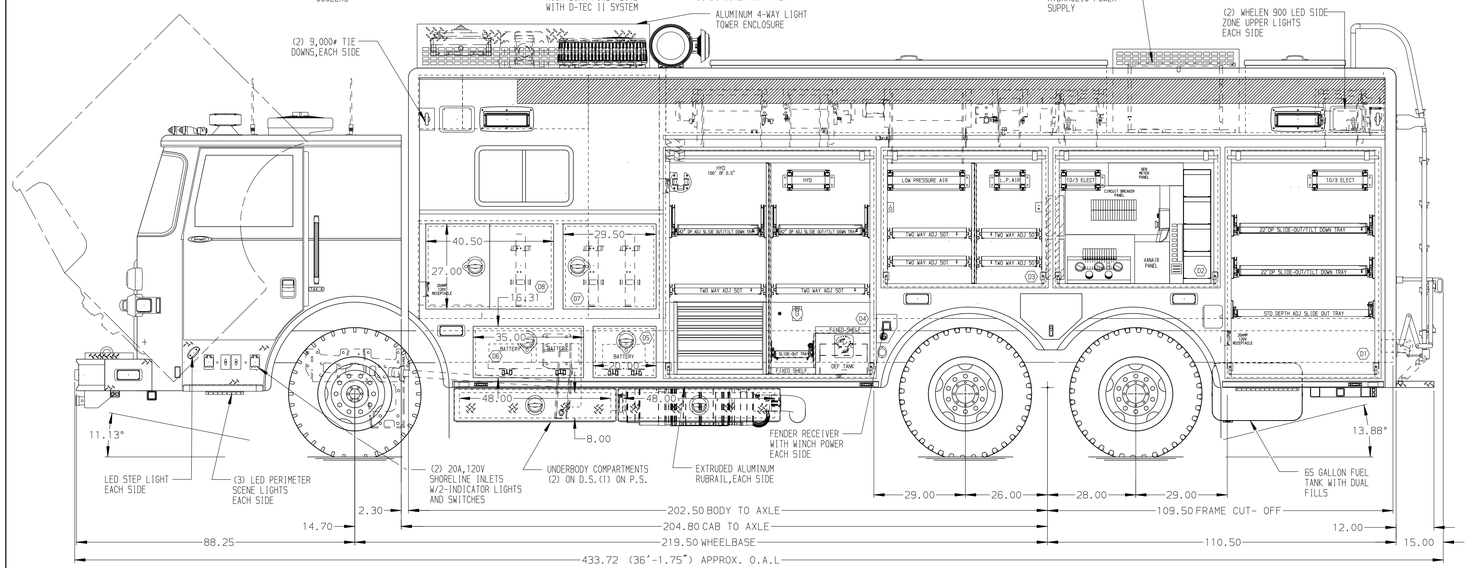

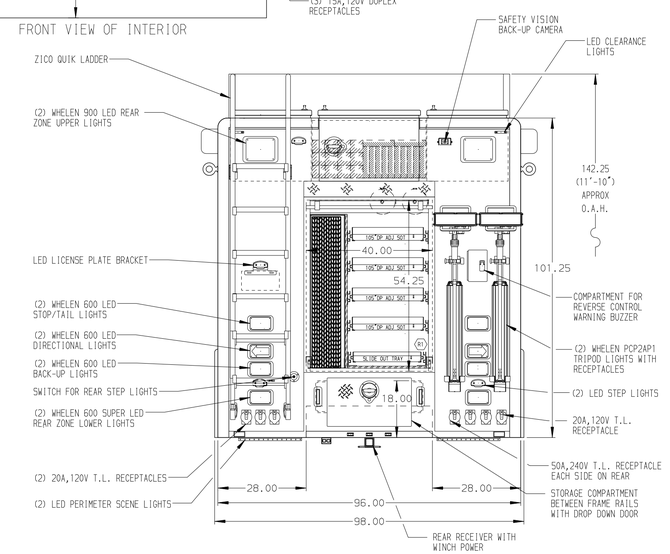

NOTE

DIMENSIONS SHOWN ARE APPROXIMATE AND ARE SUBJECT TO MINOR DEVIATIONS AS MAY OCCUR OR BE NECESSARY IN CONSTRUCTION.
MINOR DETAILS NOT SHOWN.

NOTES:
1. ONAN 40kW THREE PHASE PTO DRIVEN GENERATOR WITH SPLASH GUARD LOCATED BETWEEN THE FRAME RAILS
2. WARN #9,500 PORTABLE WINCH
3. AMKUS ARRS1 CAPSTAN RESCUE KIT
4. FLOOR IN CAB AND CREW CAB TO BE PADDED RUBBER
5. (2) TECSAR SC35 HANDLIGHTS LOCATED ON REAR WALL OF TECH AREA
6. POLISHED S/S SCUFFPLATES ON CAB DOORS
7. BATTERY CHARGE INDICATOR LOCATED ON DRIVER'S SEAT
8. (4) #9,000 RECEIVER STYLE TIE DOWNS
9. ELECTRIC DOOR LOCKS ON ALL BODY ROLL UP DOORS
10. BRUSHED S/S SCUFFPLATE ON ALL BODY HINGED DOORS
11. S/S GUARD ON ALL BODY ROLL UP DOORS
12. KEYED LOCKS ON ALL BODY HINGED DOORS
13. ROM V4 LED LIGHT STRIPS IN ALL BODY COMPARTMENTS
14. TURTLE TILE ON ALL HATCH COMPARTMENT FLOORS
15. (8) 6-PLACE RECEPTACLES IN OVERHEAD CABINETS
16. LIGHT GREY LINE-X COATING ON CAB ROOF

CLEAR DOOR WIDTH KEY

AMDOR ROLL UP DOORS:	-1 7/8"
GORTITE ROLL UP DOORS:	-2 3/4"
PIERCE DOUBLE LAP DOORS:	-4 1/4"
PIERCE LIFT-UP LAP DOORS:	-1 1/2"
(EX: 60"F-F - 1 7/8"= 58 1/8" CLEAR) (F-F)= FRAME TO FRAME	

REV	DATE	BY	CH
E	01JUL16	DHE	AZU
D	18FEB16	DHE	AZU
C	01FEB16	DHE	AZU
B	19NOV15	DHE	AZU
A	30JUL15	CLP	AZU

CHASSIS DATA: MAKE PIERCE; MODEL AX1400

Pierce MANUFACTURING INC.

TITLE: HEAVY DUTY RESCUE WALKIN/NON-WALKIN COMBO

FOR: CITY OF LOS ANGELES, LOS ANGELES, CA — KEVIN NEWELL

DWG NO. 29279AD

JOB NO.	29279
SCALE	1:24
DATE	
DRAWN BY	DHE 15JUL15
CHECKED BY	AZU 15JUL15
SHEET SIZE	D
SHEET NO.	1 OF 1

View File Created 01-JUL-2016 11:15:18