

PURCHASER		P.O. #	DATE
PROJECT		LOCATION	
ENGINEER		ARCHITECT	
SUBMITTED BY		FOR APPROVAL	FOR REFERENCE

ITEM	PLAN DESIGNATION	QUANTITY	COOLING BTU/H	VOLTAGE	FRIEDRICH MODEL

**FEATURES FOR COMFORT AND CONVENIENCE**

- Create customizable, 7-day schedules
- 24-hour on/off timer
- Precision Inverter® technology (variable speed compressor)
- Soft start compressor
- Natural air flow
- 4-way cooling
- Surge Cool/Heat
- Cooling/Heating/Fan mode
- Dry mode
- Sleep mode
- Independent vane control
- 3 fan speeds
- Ultra-quiet turbo fan
- Evaporator frost control
- Auto restart

- Auto changeover
- DiamonGold Advanced Corrosion Protection
- Clean, modern look
- Flexible installation
- ENERGY STAR® qualified models
- Precise air distribution

**NOTE: Grilles are sold separately**



**OPERATES IN EXTREME CONDITIONS**

- Built-in low ambient, down to 5°F on 9k/12k/18k models, down to -4°F on 24k/36k models (Cooling mode)
- Low ambient operation down to -4°F (Heating mode)



**WI-FI AVAILABLE ON SELECT MODELS FOR CONTROL ANYTIME, ANYWHERE**

- Easy to use FriedrichGo™ app
- Control with smartphone
- Compatible with Amazon Alexa and Google Home



WIRELESS REMOTE WITH THE ABILITY TO CHANGE TO A COOL-ONLY REMOTE



# SPECIFICATIONS

PERFORMANCE RATINGS		Single Zone Cassette - Heat Pumps				
SYSTEM MODEL NO.		FPHC093 <i>FPHC093A Wi-Fi</i>	FPHC123 <i>FPHC123A Wi-Fi</i>	FPHC183 <i>FPHC183A Wi-Fi</i>	FPHC243 <i>FPHC243A Wi-Fi</i>	<i>FPHC363A Wi-Fi</i>
INDOOR MODEL		FPHFC09A3A <i>FPHFC09A3B Wi-Fi</i>	FPHFC12A3A <i>FPHFC12A3B Wi-Fi</i>	FPHFC18A3A <i>FPHFC18A3B Wi-Fi</i>	FPHFC24A3A <i>FPHFC24A3B Wi-Fi</i>	<i>FPHSC36A3B Wi-Fi</i>
OUTDOOR MODEL		FPHFR09A3A	FPHFR12A3A	FPHFR18A3A	FPHFR24A3A	FPHFR36A3A
SPECIFICATIONS						
CAPACITY COOLING (RATED)	Btu	9000	12000	18000	24000	36000
CAPACITY COOLING (MIN-MAX)	Btu	4850-11600	5800-13100	8000-19200	8600-25200	12600-36800
CAPACITY HEATING @47°F (RATED)	Btu	9000	12000	11942	24000	42600
CAPACITY HEATING @17°F (RATED)	Btu	5120	6800	7500	19600	27300
CAPACITY HEATING (MIN-MAX)	Btu	4340-12280	6000-14400	7000-21200	7600-28400	15000-42600
SENSIBLE HEAT RATIO		76%	77%	76%	76%	79%
COP (@47°F)		4.00	3.80	3.90	3.61	3.31
HSPF		10.00	10.00	10.00	10.00	10.50
SEER		18	19	19	19	19.5
EER		12.5	12.5	12.7	12.5	10.6
ENERGY STAR *		YES	YES	YES	YES	—
MOISTURE REMOVAL	Pts/h	2	3	5	5.1	7.61
AIRFLOW (LOW, MED, HIGH)	CFM	235/285/309	235/294/353	380/457/588	400/530/647	676/794/941
SOUND RATING - INDOOR H/M/L	dB(A)	40/33/28	35/32/29	38/35/33	43/39/36	49/43/39
SOUND RATING - OUTDOOR	dB(A)	52	54	68	54	61
OPERATING RANGE (COOLING)	°FDB	5-118	5-118	5-118	-4-118	-4-118
OPERATING RANGE (HEATING)	°FWB	-4-75	-4-75	-4-75	-4-75	-4-75
EST. YEARLY OPERATING COST	\$	53	72	124	169	376
ELECTRICAL DATA						
POWER SOURCE	V	230/208-60-1	230/208-60-1	230/208-60-1	230/208-60-1	230/208-60-1
MINIMUM AMPACITY	A	23	23	23	23	27
COOLING WATTS	W	720	960	1420	1920	3380
COOLING AMPS		3.6	4.3	6.3	8.6	14.6
HEATING AMPS		3.5	4.1	6.5	8.7	14.0
MAX. TD FUSE/BREAKER	A	20	30	30	30	50
POWER AND COMMUNICATION CABLE No. x AWG		4 x 14AWG	4 x 14AWG	4 x 14AWG	4 x 14AWG	4 x 14AWG
REFRIGERATION SYSTEM						
REFRIGERANT		R410a	R410a	R410a	R410a	R410a
COMPRESSOR TYPE		Rotary	Rotary	Rotary	Rotary	Rotary
CONNECTIONS		Flare	Flare	Flare	Flare	Flare
LIQUID LINE O.D.	in	1/4	1/4	1/4	3/8	3/8
SUCTION LINE O.D.	in	3/8	3/8	1/2	5/8	3/4
FACTORY PRECHARGE	ft	25	25	25	25	25
REFRIGERANT CHARGE	oz	33.5	45.9	56.5	75	111
MIN./MAX. LINE LENGTH	ft	10-82	10-82	10-98	25-164	25-164
MAX. HEIGHT DIFFERENCE	ft	33	49	49	98	98
DIMENSIONS & WEIGHT						
INDOOR UNIT						
W X H X D	in	22 1/2 x 8 1/2 x 22 1/2	22 1/2 x 8 1/2 x 22 1/2	33 x 9 3/4 x 33	33 x 9 3/4 x 33	33 x 16 1/2 x 33
NET WEIGHT	lbs	32	33	56	59.5	70.5
SHIPPING WEIGHT	lbs	38.5	39.7	73.9	79.5	90.4
INDOOR UNIT GRILLE** W X H X D	in	24-1/2 x 24-1/2 x 10	24-1/2 x 24-1/2 x 10	35-7/8 x 35-7/8 x 13 1/2	35-7/8 x 35-7/8 x 13 1/2	35-7/8 x 35-7/8 x 13 1/2
INDOOR UNIT GRILLE** NET WEIGHT	lbs	13.2	13.2	22.0	22.0	22.0
INDOOR GRILLE PART NUMBER		FPCG0912		FPCG182436		
OUTDOOR UNIT						
W X H X D	in	37 x 25 x 16 1/2	37 x 25 x 16 1/2	39 x 17 3/4 x 28 3/4	43 x 36 1/4 x 18 1/8	43 x 36 1/4 x 18 1/8
NET WEIGHT	lbs	75	75	108	155	192
SHIPPING WEIGHT	lbs	85	82	117	166	215
TOTAL NET WEIGHT	lbs	107	108	164	214.5	262.5
TOTAL SHIPPING WEIGHT	lbs	123.5	121	191	245.5	305.4

Your operating costs will depend on your utility rates and use. The estimated operating cost is based on a electricity cost of \$ .12 per kWh. For more information, visit [www.ftc.gov/energy](http://www.ftc.gov/energy). \*System meets ENERGY STAR® published minimums.

\*\*Models require grille. Sold separately.

Due to continuing research in new energy-saving technology, specifications are subject to change without notice.

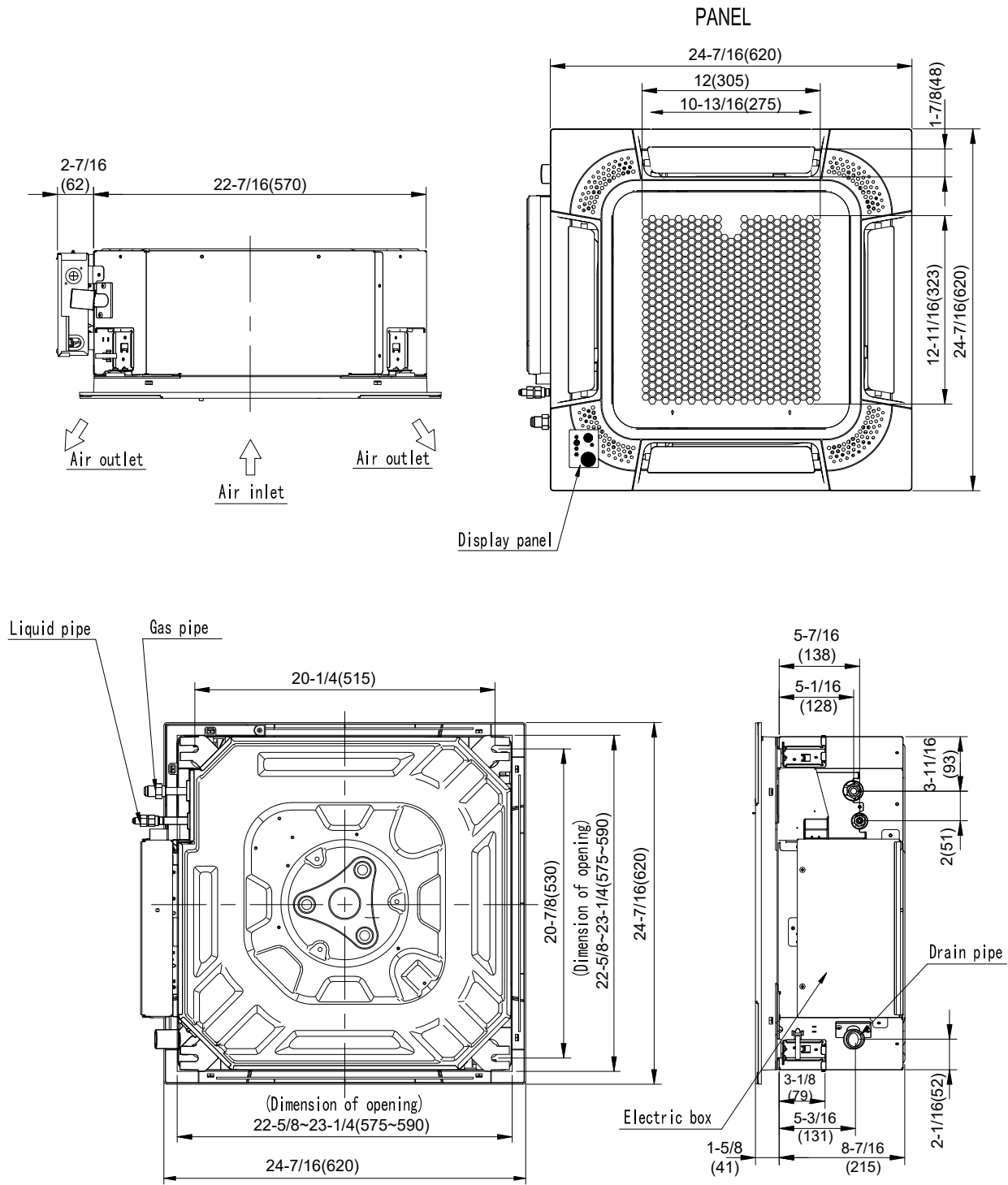
Floating Air® Pro Ceiling Cassette Single Zone Submittal 2020



# DIMENSIONAL DRAWINGS

INDOOR UNITS / FPHFC09A3A, FPHFC09A3B, FPHFC12A3A, FPHFC12A3B

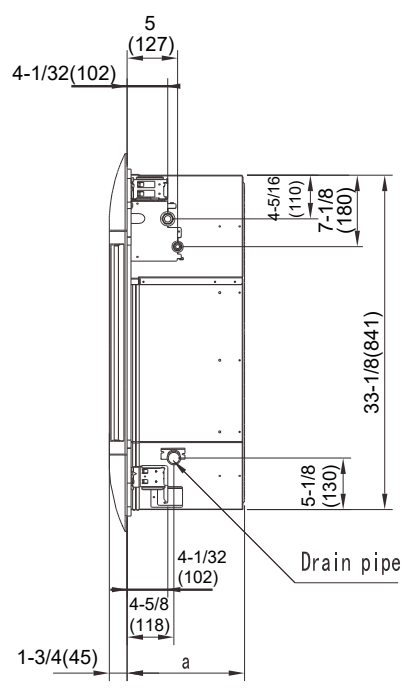
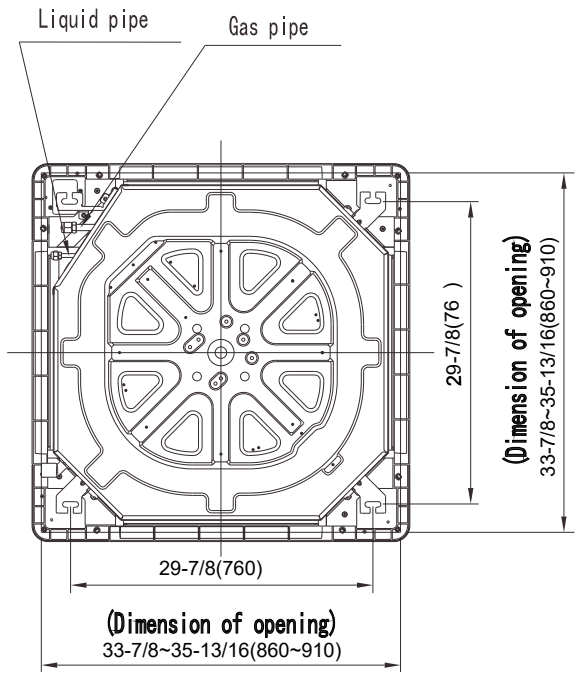
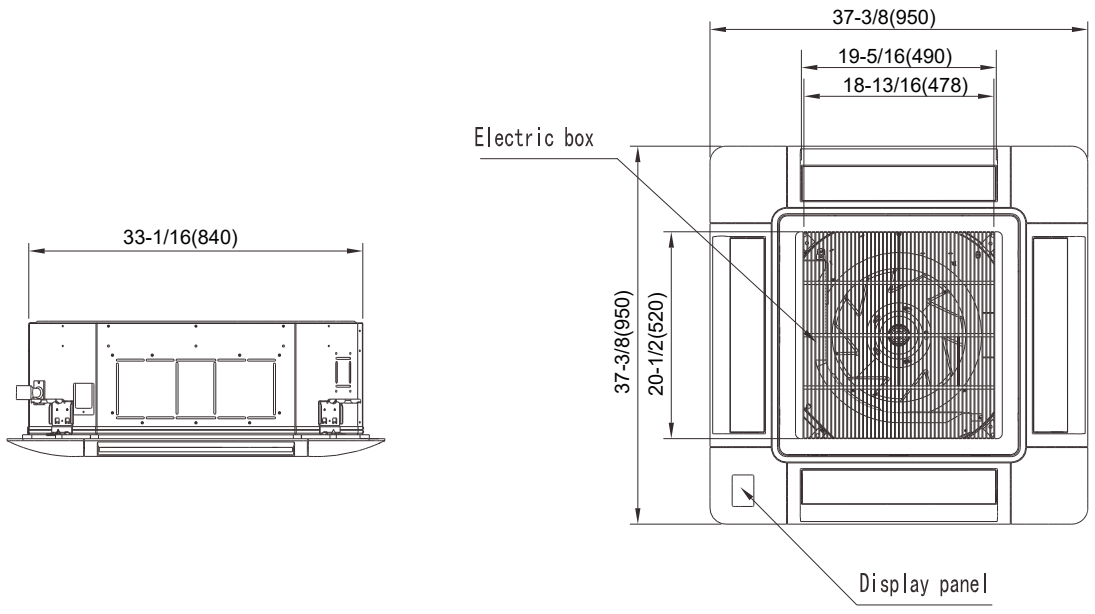
UNITS: INCHES (MM)



# DIMENSIONAL DRAWINGS

INDOOR UNITS / FPHFC18A3A, FPHFC18A3B, FPHFC24A3A, FPHFC24A3B, FPHSC36A3B

UNITS: INCHES (MM)

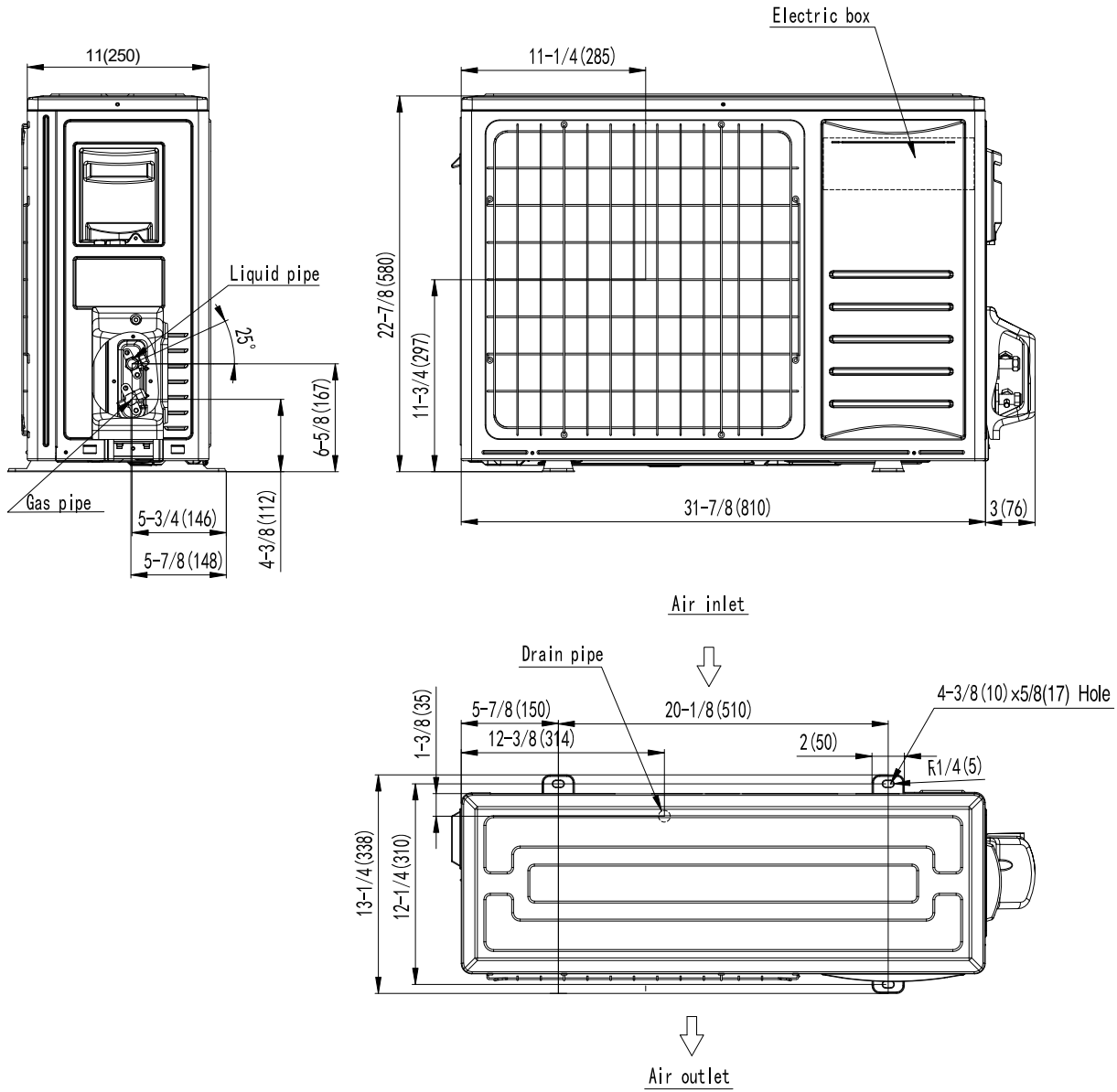


Model	a
18K/24K	9-3/4(248)
36K	11-3/4(298)

# DIMENSIONAL DRAWINGS

## OUTDOOR UNITS / FPHFR09A3A, FPHFR12A3A

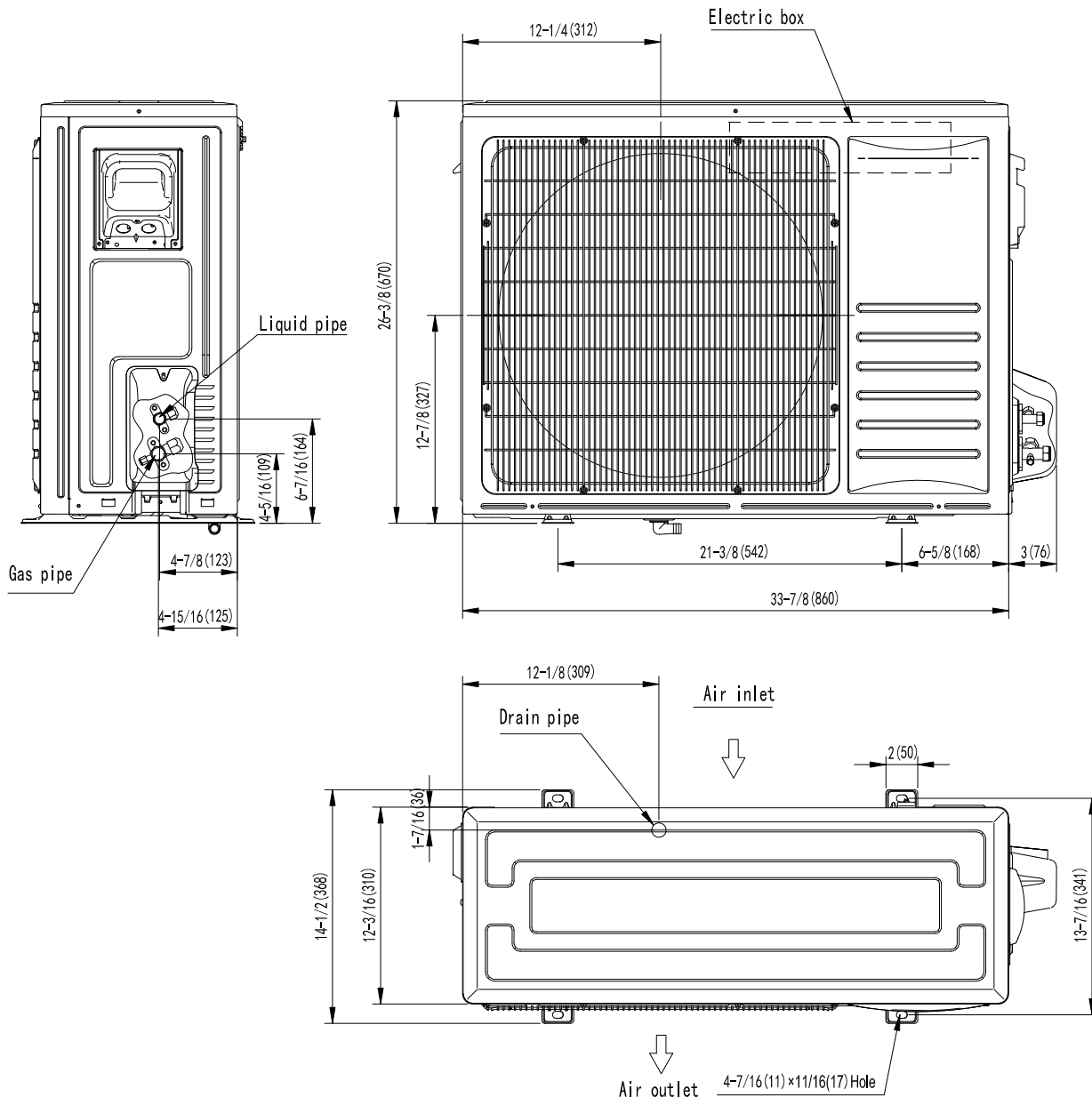
UNITS: INCHES (MM)



# DIMENSIONAL DRAWINGS

## OUTDOOR UNITS / FPHFR18A3A, FPHFR24A3A

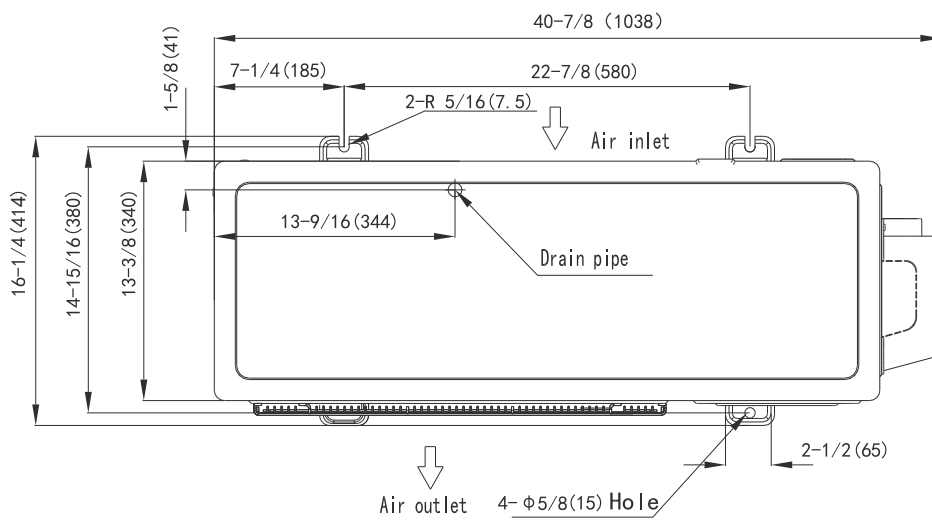
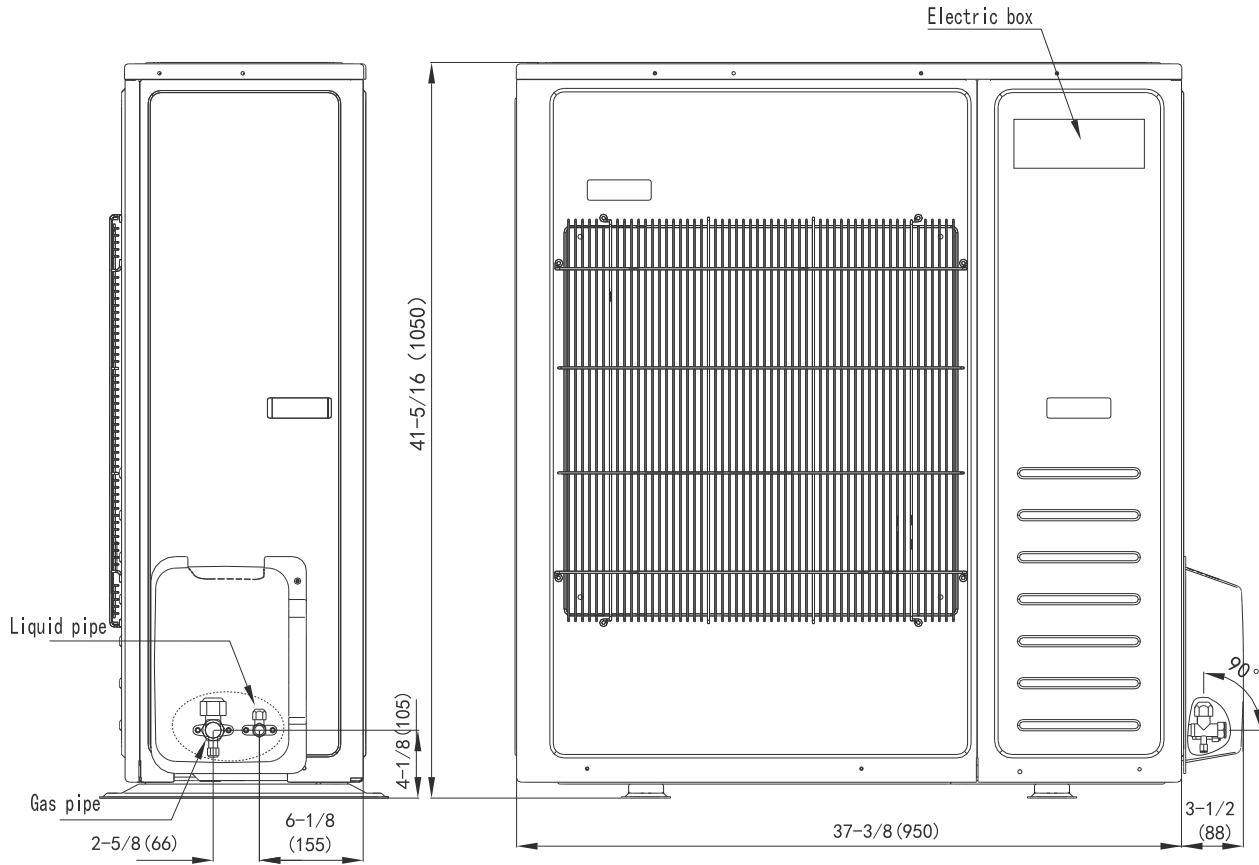
UNITS: INCHES (MM)



# DIMENSIONAL DRAWINGS

## OUTDOOR UNITS / FPHFR36A3A

UNITS: INCHES (MM)



## ACCESSORIES

### REFRIGERATION LINE SETS\* (Required accessory)

Kit#	Length (ft.)	Liquid	Suction	System Model
T32150	15'	1/4"	3/8"	FPHC093 (A)
T32350	35'	1/4"	3/8"	FPHC123 (A)
T42150	15'	1/4"	1/2"	FPHC183 (A)
T42350	35'	1/4"	1/2"	
T53150	15'	3/8"	5/8"	FPHC243 (A)
T53350	35'	3/8"	5/8"	
T63150	35'	3/8"	3/4"	FPHC36 (A)
T63350	35'	3/8"	3/4"	

\*Insulated line sets are available for all Friedrich split systems in 15 ft. and 35 ft. lengths. Each line set is equipped with flare nuts on both ends. Both liquid and suction lines are insulated. Line sets can be joined together with field supplied double male connectors. Each system requires one line set for each indoor unit installed.

### REFRIGERATION LINE SETS MIN./MAX. LENGTHS

Floating Air® Pro		
System Model	Min. (ft.)	Max. (ft.)
FPHC093 (A)	25	82
FPHC123 (A)	25	82
FPHC183 (A)	25	82
FPHC243 (A)	25	164
FPHC363A	25	164

### TORQUE WRENCH SETTINGS

Outside Diameter		Torque	
mm	inch	ft-lbs.	N·m
6.35	1/4	13 – 18	17.6 – 24.5
9.52	3/8	25 – 30	33.3 – 41.2
12.7	1/2	40 – 47	53.9 – 64.7
15.88	5/8	45 – 59	61.7 – 80.4

### WALL CONTROLLER



#### FPWC1

Optional wired wall controller

### GRILLES (Required)



#### FPCG0912

Required accessory for FPHFC09A3A/B, FPHFC12A3A/B



#### FPCG182436

Required accessory for FPHFC18A3A/B, FPHFC24A3A/B and FPHFC36A3B