



CORESHARES GLOBAL DIVIDEND ARISTOCRATS MINIMUM DISCLOSURE DOCUMENT (FACTSHEET)

FUND INFORMATION

31 December 2018

Classification	Global - Equity - General	Launch date	22 February 2018
Benchmark	S&P Global Dividend Aristocrats Blend Index (Custom)	Share code	GLODIV
Number of holdings	297	Asset Manager	CoreShares Asset Management
Size	R280 349 504	Distribution dates	June, December
Listing price	R9.60	Last 12 month distributions	4.25 cpu
Current price / NAV	R10.97	Exchange	The Johannesburg Stock Exchange
Annual fee	0.35%	Risk profile	Moderate to Aggressive (5/5) ●●●●●
TER⁽¹⁾	0.60% - 0.70%		
Shares in issue	25 548 104		

OBJECTIVE

The investment policy of the portfolio shall be to track the S&P Global Dividend Aristocrats Blend Index (Custom) as closely as possible. The index is designed to simulate a portfolio of S&P regional Dividend Aristocrats underlying indices with an allocation representing regionally neutral exposure to the included countries as they appear in the S&P Global LargeMidCap Index (a comprehensive index that measures the performance of global equity markets). The included regions are Canada, Europe, Pan Asia and the United States.

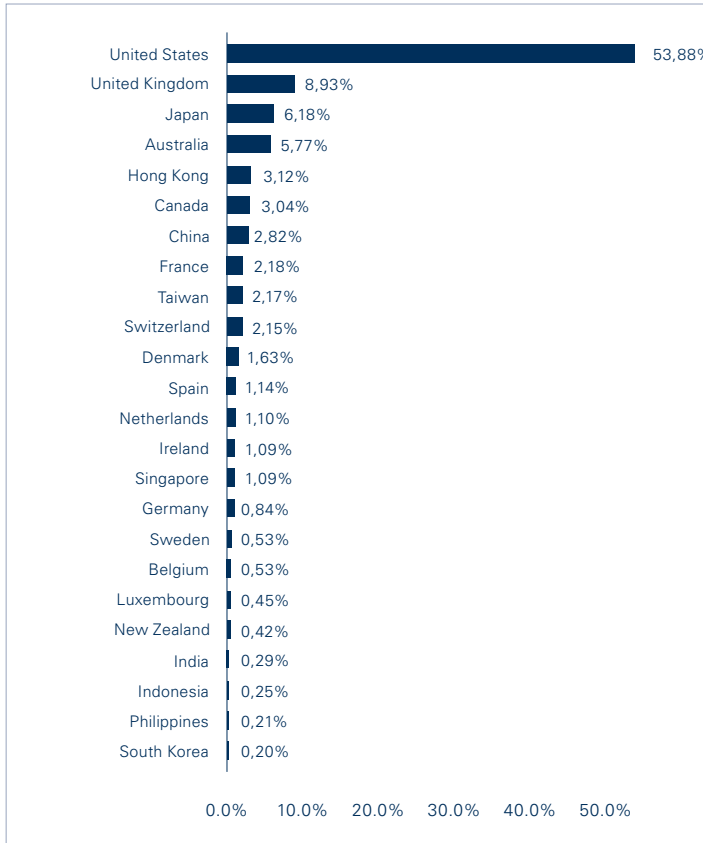
WHY CHOOSE THIS FUND?

The benefits of the CoreShares Global Dividend ETF are the following:

- Exposure to international dividend paying companies
- Transparent
- Offers semi-annual distribution
- Rand hedge diversification benefits
- Global inflation hedge
- Useful asset allocation tool for professional investors
- No prescribed fixed investment period
- Cost-effective

(1) The TER will be available when the ETF has been listed for a year. The targeted TER is 0.60% - 0.70%.

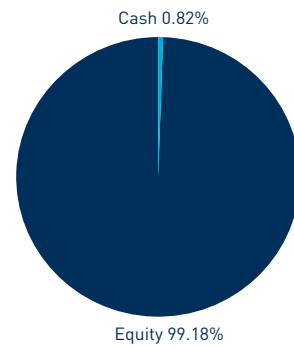
COUNTRY WEIGHTINGS



TOP 10 CONSTITUENTS

Constituents	Weight [%]
AbbVie Inc.	1,21
Abbott Laboratories	1,12
Cincinnati Financial Corp	1,12
Kimberly-Clark	1,12
Air Products & Chemicals Inc	1,11
AFLAC Inc	1,10
Stanley Black & Decker	1,10
Illinois Tool Works Inc	1,09
PPG Industries Inc	1,09
Franklin Resources Inc	1,08

ASSET ALLOCATION



RISKS

As with all investments, there are certain risks of investing in CoreShares Global Dividend Aristocrats:

- Index Tracking Risks – the ETFs returns not match the index returns due to operating costs
- An investment in the ETF involves risks similar to those of investing in any fund or ETF of equity securities such as liquidity risk and capital risk
- The ETF also holds foreign securities, which may come with foreign exchange, macroeconomic, tax, and settlement risks.
- The ETF also holds foreign securities, which may come with foreign exchange, macroeconomic, tax, and settlement risks.

WHERE TO VIEW THE INDEX AND ITS PERFORMANCE

Index information and performance can be found on:
<https://coreshares.co.za/products/coreshares-global-dividend/>

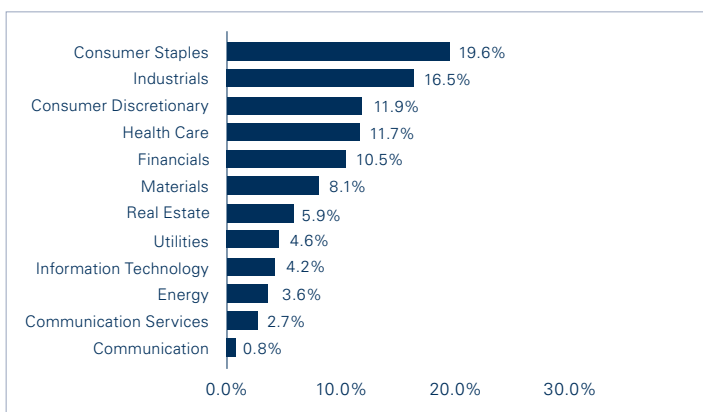
HOW TO INVEST (CORESHARES GLOBAL DIVIDEND)

CoreShares Global Dividend is listed on the Johannesburg Stock Exchange which means it can be bought or sold just like shares, throughout the day.

MANAGER INFORMATION

Coreshares Index Tracker Managers (RF) (Pty) Ltd
 4th Floor, Grindrod Tower, 8A Protea Place, Sandton.
 PO Box 78011, Sandton, 2146.

SECTOR WEIGHTINGS



ETF HOLDINGS

ETF	Weight [%]
SPDR S&P Pan Asia Dividend Aristocrats ETF	20.58%
iShares S&P/TSX Canadian Dividend Aristocrats ETF	3.04%
iShares Asia Pacific Dividend ETF	1.93%

DIFFERENCE BETWEEN ETFs AND UNIT TRUSTS

ETFs and Unit Trusts are both CISA portfolios and therefore they are regulated by the Financial Services Board – however ETFs are listed on the JSE and are therefore also regulated by the JSE. ETFs and Unit Trusts may seem similar in nature as they both hold a basket of shares but there are many differences between the two.

The differences not only lie within the investment approach but also:

- Trading – ETFs are listed on the JSE
- Transparency – You know exactly what shares the ETF holds
- Fees and minimum investment differs between the funds
- ETFs take a passively managed approach whereas active Unit Trusts focus more on an active strategy

DISCLOSURES

CoreShares Index Tracker Managers (RF) (Pty) Ltd (“the Manager”), Registration number 2006/006498/07, is a company incorporated in South Africa acting as a manager of collective investments schemes in securities in terms of Section 42 of the Collective Investments Schemes Control Act and is supervised by the Financial Sector Conduct Authority (FSCA). The registered address of the Manager is 5 Arundel Close, Kingsmead Office Park, Durban, 4001. The Trustee and Custodian is Société Générale Johannesburg Branch. **The Investment Management of the portfolios is outsourced to CoreShares Asset Management (Pty) Ltd, an authorised financial services provider, FSP 46695.**

This document and any other information supplied in connection with CoreShares is not “advice” as defined and/or contemplated in terms of the Financial Advisory and Intermediary Services Act and, therefore, investors are encouraged to obtain their own independent advice prior to buying participatory interests in CIS portfolios issued by the Manager. Participatory interests in the portfolios issued by the manager qualify as investment instruments for the purposes of Tax Free Savings and Investment account by virtue of Section 12T of the Income Tax Act. You may access the Tax Free Savings and Investment account from your service provider of choice. The Manager is not a service provider for this purpose.

Collective Investment Schemes in Securities (CIS) are generally medium to long term investments. The value of participatory interests may go down as well as up and past performance is not necessarily a guide to the future. CIS are traded at ruling prices and can engage in borrowing and scrip lending. A schedule of fees and charges is available on request from the company. Commission and incentives may be paid and if so, would be included in the overall costs. The portfolios track the performance of a particular index and so outperformance of the index is not the objective and, therefore, there are no performance fees at all. The Manager does not provide any guarantee either with respect to the capital or the return of a portfolio. Unlike traditional unit trusts, Exchange Traded Funds (ETFs) are Collective Investment Schemes in Securities (CIS) that trade on stock exchanges. Trading in ETFs will incur the normal costs associated with listed securities, including brokerage, settlement costs, Uncertified Securities Tax (UST), other statutory costs and administrative costs. The price at which ETFs trade on an Exchange may differ from the Net Asset Value price published at the close of the trading day, because of intra-day price movements in the value of the constituent basket of securities.

The portfolio is valued on every business day at 17h00. The current price means the net asset value, which is the total market value of all assets in the portfolio including any income accruals and less any quantifiable and non-quantifiable deductions from the portfolio divided by the number of participatory interests in issue.

The ETFs trade on the JSE during JSE trading hours. The NAV is published daily and is available on the website www.coreshares.co.za

CoreShares S&P Global Dividend Aristocrats tracks the performance of the S&P Global Dividend Aristocrats Blend Index (Custom). For a tracking error of the portfolio refer to Minimum Disclosure Document. The index and its performance as tracked by the exchange traded fund can be viewed on the website www.coreshares.co.za. The General Investor Report is published on a quarterly basis and is available on request and on our website.

The portfolio may borrow up to 10% of its net assets on a temporary basis. Such borrowings are permitted only to meet the portfolio’s obligations in relation to (i) the administration of the Fund relating to purchase or sale transactions; and/or (ii) the redemption or cancellation of participatory interests in the portfolio. Borrowings in relation to (i) above are only permitted for a period of up to 8 calendar days, and 61 calendar days in respect of (ii). Past portfolio performance is measured on a rolling monthly basis. Brochures, prospectuses, Supplemental Trust Deeds, Annual Financial Statements are available on our websites and/or office nearest to you free of charge.

The Manager shall, wherever possible, avoid situations causing a conflict of interest. Where it is not possible to avoid such conflict, The Manager shall advise you of such conflict in writing at the earliest reasonable opportunity and shall mitigate the conflict of interest in accordance with its conflict of interest Management Policy. You may send a blank email with a subject “conflict of interest” to the compliance officer, should you need a copy of this policy. Complaints should be directed to the Compliance Officer. The Complaints Resolution Policy is available on request. The Compliance Officer’s email address is compliance@coreshares.co.za.

Total expense ratio (TER) is a measure of a portfolio’s assets that have been expended as payment for services rendered in the management of the portfolio or collective investment scheme, expressed as a percentage of the average daily value of the portfolio or collective investment scheme calculated over a period of a financial year by the manager of the portfolio or collective investment scheme. **A higher TER does not necessarily imply a poor return, nor does a low TER imply a good return. The current TER cannot be regarded as an indication of future TERs.** The financial year of the Manager and the portfolios is 31 December each year. The portfolio currently does not charge any initial fees, performance fees or advisory fees.

Trustee and custodian: Société Générale Johannesburg Branch Telephone 011 448 8427 Address: 160 Jan Smuts Avenue, Rosebank

Issued 17 January 2019

GLODIV: v.GD18_12_11

CORESHARES GLOBAL DIVIDEND ARISTOCRATS QUARTERLY GENERAL INVESTOR REPORT

October - December 2018

Number of Units

25 548 104

Net Asset Value per unit

R10.97

TER⁽¹⁾

0.60% - 0.70%

ADHERENCE TO INVESTMENT POLICY OBJECTIVE

The Investment Policy of the CoreShares S&P Global Dividend Aristocrats ETF Shall be to track the S&P Global Dividend Aristocrats Blend Index (Custom).

PORTFOLIO CONSTITUENTS AND CHANGES FOR THE QUARTER

EQUITY	30 SEP'18(%)	31 DEC'18(%)	CHANGE (%)
MCCORMICK & CO	1,096	1,018	-0,078
GRAINGER (W W)	1,035	1,079	0,044
CINTAS CORP	0,925	1,038	0,113
S&P GLOBAL INC	0,905	0,998	0,093
ARCHER DANIELS MIDLAND	1,025	0,887	-0,138
GENERAL DYNAMICS CORP	1,015	0,938	-0,077
ROPER TECHNOLOGIES INC	1,015	1,048	0,033
ECOLAB	1,065	1,028	-0,037
AFLAC	1,045	1,099	0,054
HORMEL FOODS	1,015	1,059	0,044
GIORDANO INTERNATIONAL LTD	0,116	0,100	-0,016
CLOROX CO	1,136	1,038	-0,098
FEDERAL REALTY INVT TRUST	0,985	1,008	0,023
LOWE'S COS INC	1,126	0,988	-0,138
AUTOMATIC DATA PROCESSING	1,086	0,978	-0,108
SYSKO CORP	1,015	0,907	-0,108
MEDTRONIC PLC	1,075	1,028	-0,047
TARGET CORP	1,086	0,827	-0,259

* To view full holdings visit www.coreshares.co.za or email info@coreshares.co.za

(1) The TER will be available when the ETF has been listed for a year. The targeted TER is 0.60% - 0.70%.