



Innovation in the midst of turmoil – Nasdaq-100

Easy Equities Webinar with Kingsley Williams

April 2020



Investment Team



Helena Conradie

Chief Executive Officer
BSc, MSc (Cum Laude), CFA
Industry Experience: 23 yrs



Adriaan van Niekerk

Senior Portfolio Manager
BCom, BSc (Hons), CFA
Industry Experience: 19 yrs



Duma Mxenge

Business Development Manager
BCom (Hons), FAPM
Industry Experience: 15 yrs



Henriqueco Visser

Chief Technology Officer
BSc (Mathematical Stats)
Industry Experience: 20 yrs



Jenny Albrecht

Chief Operating Officer
BCom, CFA
Industry Experience: 22 yrs



Kingsley Williams

Chief Investment Officer
BSc Hons (Computer Science)
MBA (Finance)
Industry Experience: 20 yrs



Lauren Jacobs

Portfolio Manager
BBusSc (Finance)
Industry Experience: 14 yrs



Nonhlanhla Mphelo

Senior Portfolio Manager
BCom (Accounting)
BCom Hons (Finance),
Industry Experience: 13 yrs



Siyabulela Nomoyi

Quantitative Portfolio Manager
BSc Hons (Maths & Maths of Stats)
MPhil (Mathematics of Finance)
Industry Experience: 10 yrs



Yusuf Wadee

Head: Exchange Traded Products
BEconSc (Actuarial, Mathematics)
BSc Hons (Mathematics)
Industry Experience: 19 yrs



45 MARKETS
TRADED
WORLDWIDE

**AUM R90
BILLION**



25% Sanlam

80
PORTFOLIOS
MANAGED

40
INDICES
TRACKED

- 40** SEGS
- 17** UNIT TRUSTS
- 15** ETFS
- 4** LIFE POOLED
- 4** UCITS

175 COMBINED YEARS OF
INDUSTRY EXPERIENCE

10 INVESTMENT TEAM
MEMBERS

17 Degrees | 3 Masters | 3 CFA Charterholders

17 AWARDS

South African Listed
Tracker Awards
“SALTA”

The People’s Choice

Satrix 40 ETF 2018, 2019 & 2020

Best Trading Efficiency, 3 years

Satrix RESI ETF, 2018, 2019 & 2020

Best Total Return, 1 year

Satrix FINI ETF, 2018

Best Total Return, 3 years

Satrix RESI ETF, 2019 & 2020

Best Total Return, 10 years

Satrix INDI ETF, 2020

Best Capital Raising, 1 year

Satrix Managers, 2019

Satrix 40 ETF, 2020

Best Capital Raising, 3 years

Satrix Managers, 2019

Satrix 40 ETF, 2020

SRP
Africa Awards
Best ETF
House
Africa, 2019

African
FinTech Awards
Best African
Fintech
Company

Best InvestTech Company
2016 & 2017 (with EasyEquities)

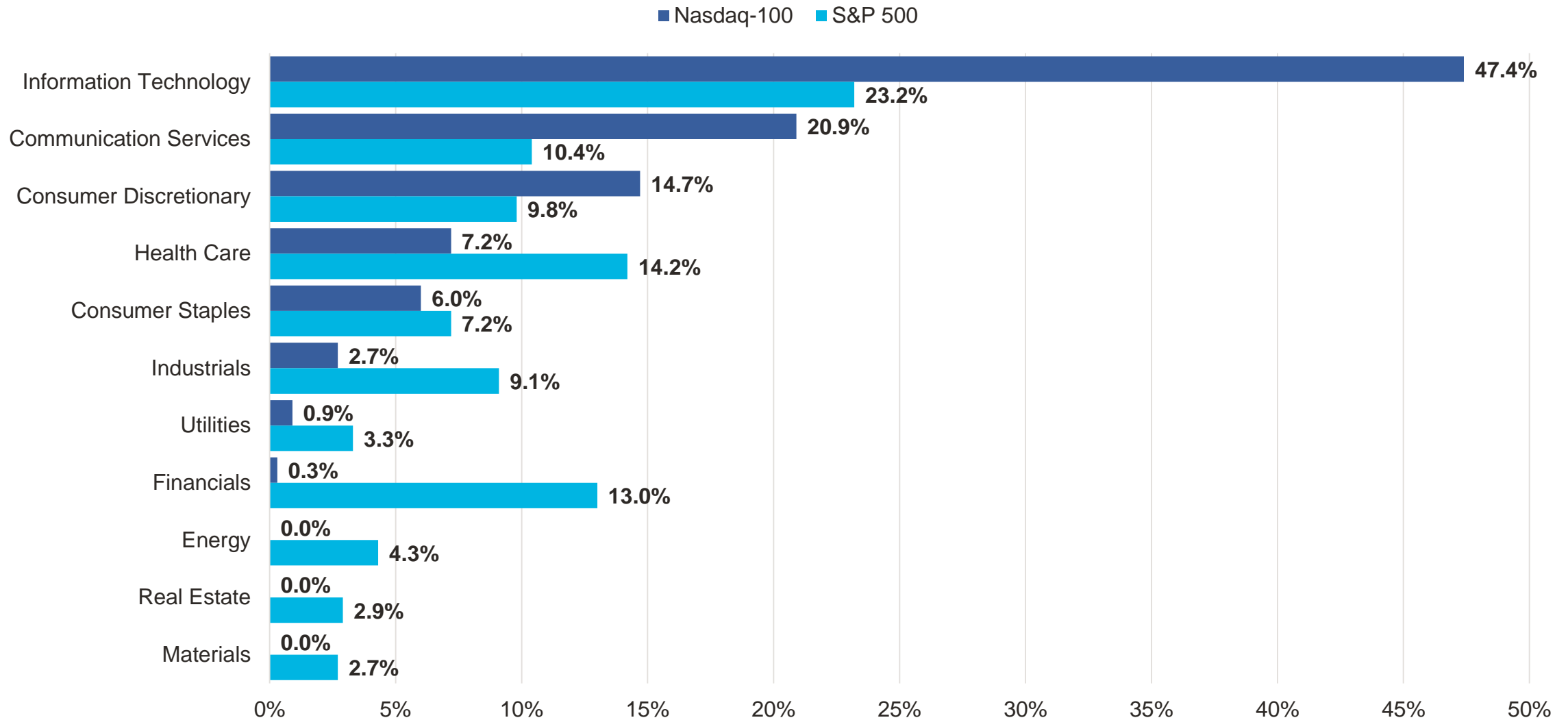


1. Includes only Nasdaq listings
 - typically new-economy, tech-focussed businesses
2. Excludes financial stocks
 - This sector has underperformed year-to-date

Nasdaq-100 vs. S&P 500



Sector Exposure as at 31 December 2019



Nasdaq-100 Constituents



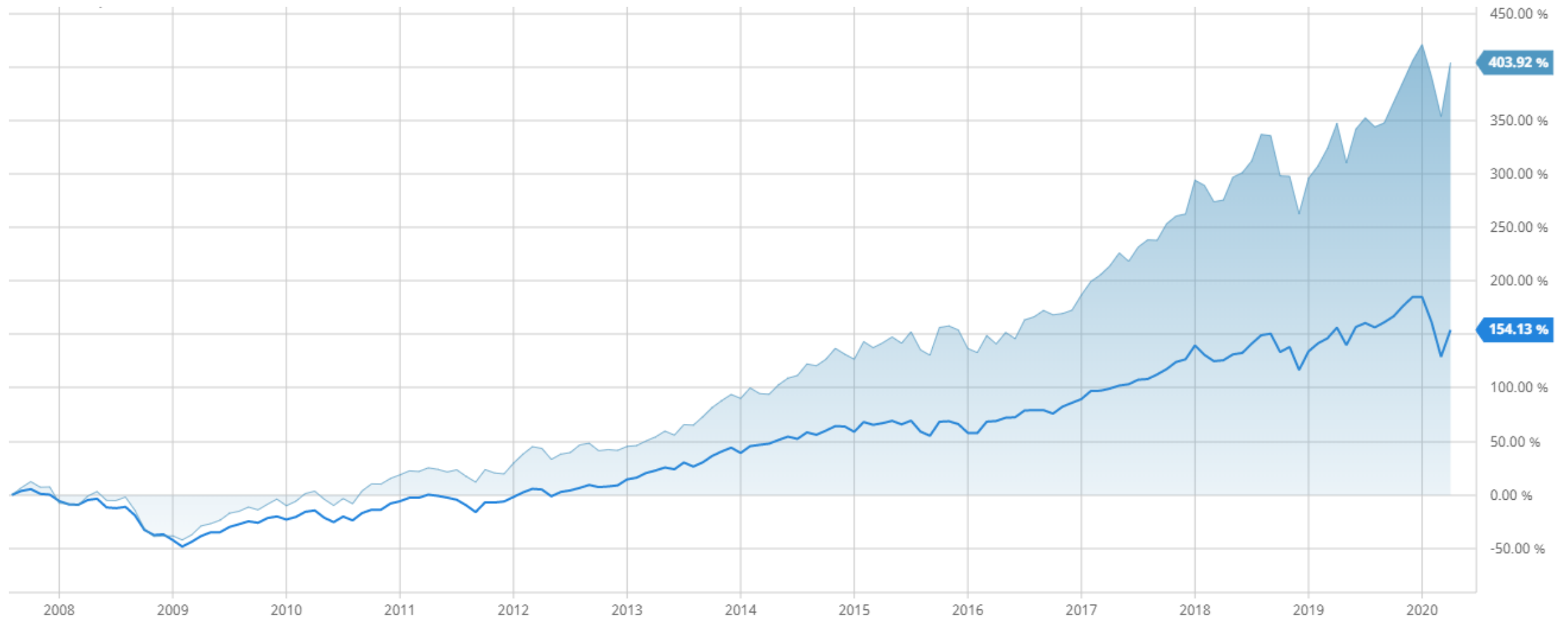
Largest Stocks

Rank	Stock	Industry*	Weight
1	Microsoft	Technology	11.8%
2	Apple	Technology	11.0%
3	Amazon.com	Consumer Discretionary	10.6%
4	Alphabet (Google)	Technology	7.7%
5	Facebook	Technology	3.8%
6	Intel	Technology	2.9%
7	Netflix	Consumer Discretionary	2.2%
8	Pepsico	Consumer Staples	2.1%
9	Cisco	Telecommunications	2.0%
14	Amgen	Health Care	1.6%
16	Paypal	Industrials	1.5%
17	Tesla	Consumer Discretionary	1.5%
20	Gilead Sciences	Health Care	1.2%
22	Starbucks	Consumer Discretionary	1.0%
25	Mondelez	Consumer Staples	0.9%

Long-term Performance



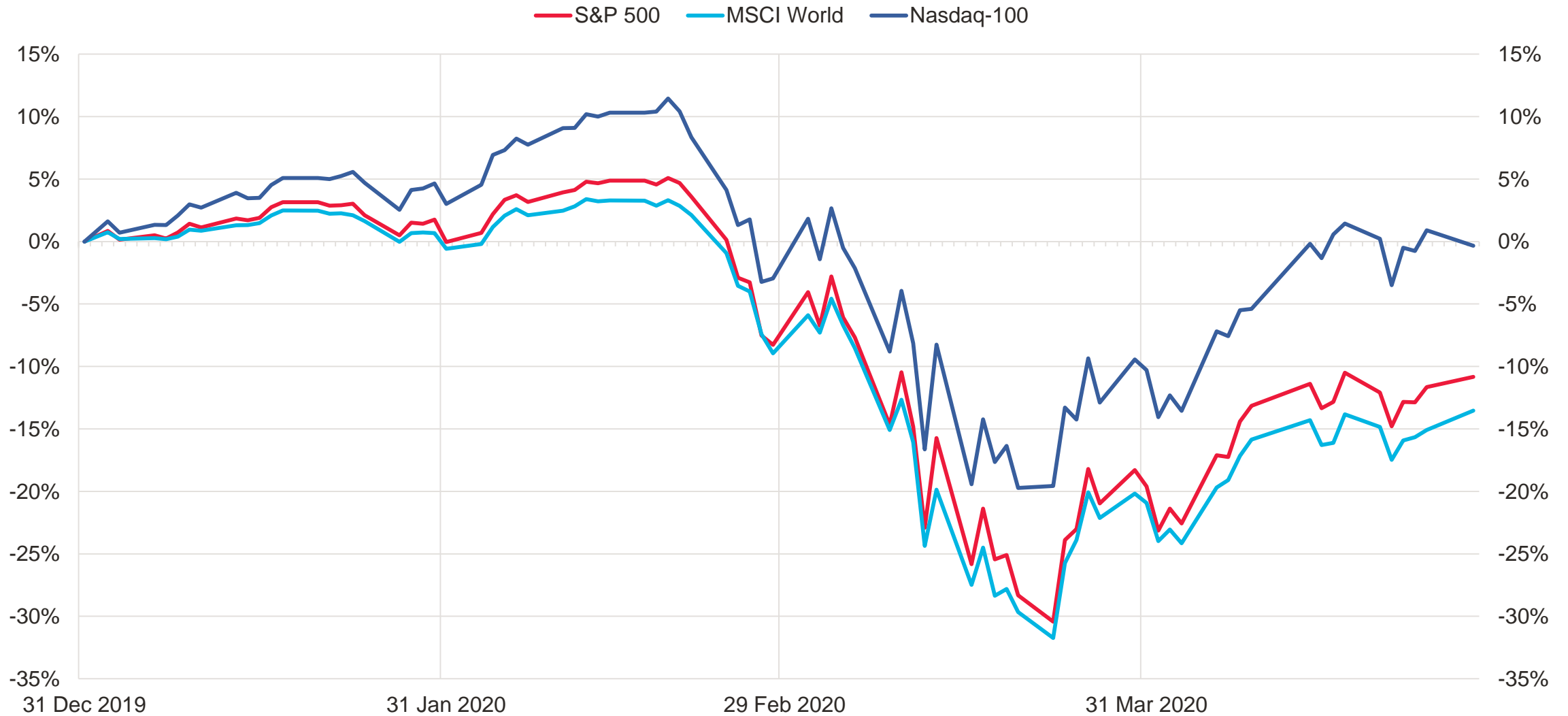
Nasdaq-100 vs. S&P 500 Gross Total Return Index Performance in USD



Year-to-date Performance (USD)



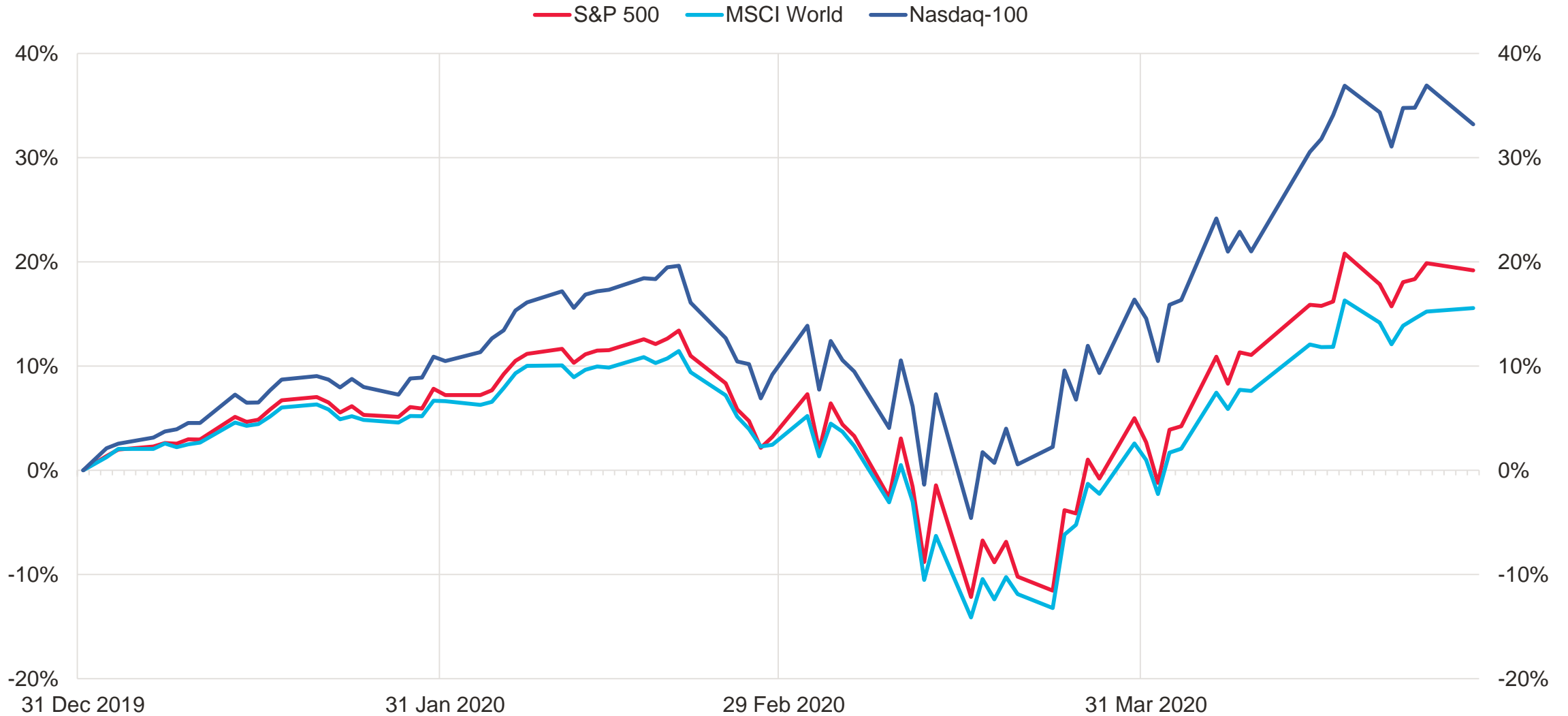
Nasdaq-100 vs. S&P 500 vs. MSCI World Gross Total Return Index Performance in USD



Year-to-date Performance (ZAR)



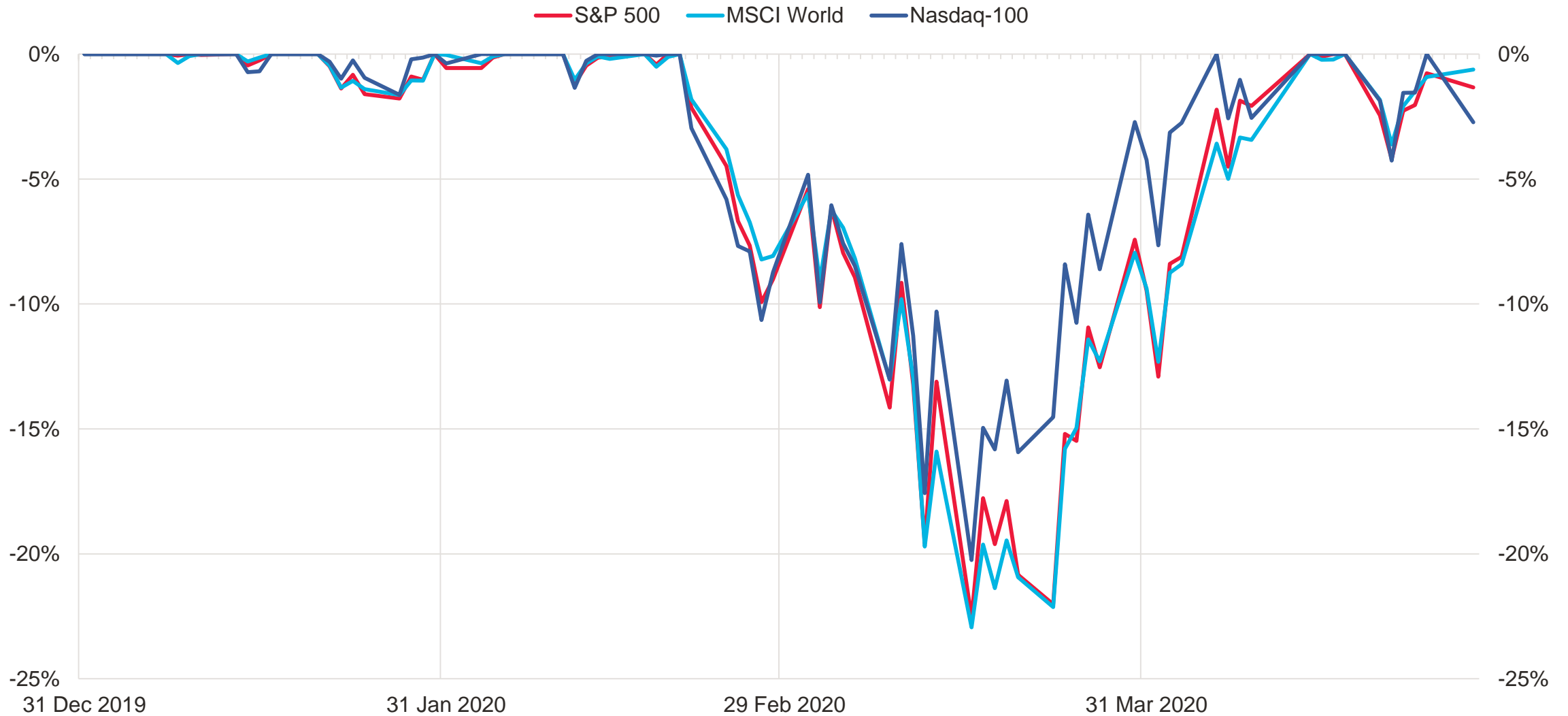
Nasdaq-100 vs. S&P 500 vs. MSCI World Gross Total Return Index Performance in ZAR



Year-to-date Drawdowns (ZAR)



Nasdaq-100 vs. S&P 500 vs. MSCI World Gross Total Return Index Drawdowns in ZAR





- Is it too late to get in?
 - It's never too late to start saving



David Booth, Executive Chairman and Founder, Dimensional Fund Advisors

“We’ll never know when the best time to get into the market is because we can’t predict the future. And if you think about it, that makes sense. If the market’s doing its job, prices ought to be set at a level where you experience anxiety. It’s unrealistic to think the market would ever offer an obvious time to ‘get in’. If it did, there would be no risk and no reward.”



- Is it too late to get in?
 - It's never too late to start saving
 - Rand cost averaging
 - Valuations
- Where does this fit into a broader portfolio?
 - Sector Exposure
 - Factor/Style Exposure
- Long-term investment?
 - Horizon vs. Risk
 - Diversification



thank you

SATRIX X
OWN THE MARKET

20 YEARS
OF INNOVATION



Satrix Managers (RF) (Pty) Ltd (Satrix) a registered and approved Manager in Collective Investment Schemes in Securities and an authorised financial services provider in terms of the FAIS. Collective investment schemes are generally medium- to long-term investments. Unit Trusts and ETFs the investor essentially owns a “proportionate share” (in proportion to the participatory interest held in the fund) of the underlying investments held by the fund. With Unit Trusts, the investor holds participatory units issued by the fund while in the case of an ETF, the participatory interest, while issued by the fund, comprises a listed security traded on the stock exchange. ETFs are index tracking funds, registered as a Collective Investment and can be traded by any stockbroker on the stock exchange or via Investment Plans and online trading platforms. ETFs may incur additional costs due to it being listed on the JSE. Past performance is not necessarily a guide to future performance and the value of investments / units may go up or down. A schedule of fees and charges, and maximum commissions are available on the Minimum Disclosure Document or upon request from the Manager. Collective investments are traded at ruling prices and can engage in borrowing and scrip lending. Should the respective portfolio engage in scrip lending, the utility percentage and related counterparties can be viewed on the ETF Minimum Disclosure Document. The Manager does not provide any guarantee either with respect to the capital or the return of a portfolio. The index, the applicable tracking error and the portfolio performance relative to the index can be viewed on the ETF Minimum Disclosure Document and or on the Satrix website.

Performance is based on NAV to NAV calculations of the portfolio. Individual performance may differ to that of the portfolio as a result of initial fees, actual investment date, dividend withholding tax and income reinvestment date. The reinvestment of income is calculated based on actual distributed amount and factors such as payment date and reinvestment date must be considered.

The information does not constitute financial advice as contemplated in terms of the Financial Advisory and Intermediary Services Act, No 37 of 2002 (“FAIS”). Use or rely on this information at your own risk. Consult your financial advisor before making an investment decision.

International investments or investments in foreign securities could be accompanied by additional risks such as potential constraints on liquidity and repatriation of funds, macroeconomic risk, political risk, foreign exchange risk, tax risk, settlement risk as well as potential limitations on the availability of market information.